
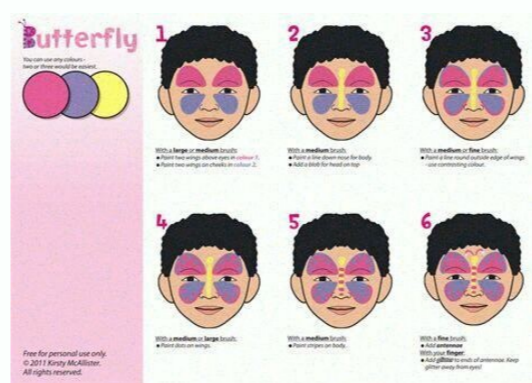


I'm not robot  reCAPTCHA


I am not robot!

Simple face painting designs printable halloween. Beginner simple face painting designs printable. Cheek simple face painting designs printable. Simple face painting designs printable. Simple face painting designs printable pdf.




Printable face painting ideas. Face painting job description.

Face painting is a delightful addition to any celebration, offering a touch of artistry and fun. For those new to this art form, there are numerous **printable face painting designs** that are perfect for cheek art, ensuring a quick and straightforward application. These designs are not only manageable for novices but also cater to a variety of occasions, from festive holidays to themed birthday parties. When organizing a party or event, incorporating face painting can be a cost-effective and simple entertainment option. Opting for cheek designs streamlines the process, allowing for a faster flow of participants and avoiding the complexity of full-face art. Among the array of choices, some designs stand out for their universal appeal and ease of execution. For instance, butterfly motifs are a favorite, adaptable to each individual's preferences with unique color combinations and patterns. A simple outline in black and a few white dots can elevate the design. Similarly, fairy-themed art, with its versatile flourishes and sparkling accents, can enchant any child, making them feel like they've stepped into a magical realm.



Simple face painting designs printable pdf. Is poster paint good for face painting. Simple face painting designs printable free. Face painting which paint to use. Face paint design ideas. Printable face painting ideas.



Simple face painting designs printable free. Face painting which paint to use. Face paint design ideas. Printable face painting ideas. Face painting job description.

Face painting is a delightful addition to any celebration, offering a touch of artistry and fun. For those new to this art form, there are numerous **printable face painting designs** that are perfect for cheek art, ensuring a quick and straightforward application. These designs are not only manageable for novices but also cater to a variety of occasions, from festive holidays to themed birthday parties.

When organizing a party or event, incorporating face painting can be a cost-effective and simple entertainment option. Opting for cheek designs streamlines the process, allowing for a faster flow of participants and avoiding the complexity of full-face art. Among the array of choices, some designs stand out for their universal appeal and ease of execution. For instance, butterfly motifs are a favorite, adaptable to each individual's preferences with unique color combinations and patterns. A simple outline in black and a few white dots can elevate the design. Similarly, fairy-themed art, with its versatile flourishes and sparkling accents, can enchant any child, making them feel like they've stepped into a magical realm.

Moreover, superhero designs, like the ever-popular Spiderman, are a hit among children who wish to embody their favorite characters. These designs are not only enjoyable for the children but also provide a visual treat for the adults in attendance. In preparation, it's wise to have the necessary supplies ready and to familiarize oneself with tips for removing face paint afterward. By choosing beginner-friendly and popular cheek art, you can ensure that your event is filled with smiles and memorable moments. Don't forget to explore various butterfly face painting ideas to find the perfect match for your next gathering. Explore our curated selection of Spiderman face paint designs, ideal for rainbow-themed parties. These designs are straightforward and do not require advanced artistic skills. Simply apply various colors freehand and add white paint to create cloud effects. For more variety, browse through our collection of rainbow face painting ideas. Unicorn face paints are a versatile choice for any event, appealing to both children and adults. They can be adapted to be as intricate or as simple as desired. Follow our step-by-step guide to achieve this enchanting look and discover our top unicorn face painting suggestions. Horse face paints are equally beloved and can be easily adjusted to fit on a small area like a cheek, differing from unicorn designs in color and lacking the mythical horn. Embrace the season with our flower power face paint, ideal for spring and summer festivities.




Face painting job description.

Face painting is a delightful addition to any celebration, offering a touch of artistry and fun. For those new to this art form, there are numerous **printable face painting designs** that are perfect for cheek art, ensuring a quick and straightforward application. These designs are not only manageable for novices but also cater to a variety of occasions, from festive holidays to themed birthday parties. When organizing a party or event, incorporating face painting can be a cost-effective and simple entertainment option. Opting for cheek designs streamlines the process, allowing for a faster flow of participants and avoiding the complexity of full-face art. Among the array of choices, some designs stand out for their universal appeal and ease of execution. For instance, butterfly motifs are a favorite, adaptable to each individual's preferences with unique color combinations and patterns. A simple outline in black and a few white dots can elevate the design. Similarly, fairy-themed art, with its versatile flourishes and sparkling accents, can enchant any child, making them feel like they've stepped into a magical realm. Moreover, superhero designs, like the ever-popular Spiderman, are a hit among children who wish to embody their favorite characters. These designs are not only enjoyable for the children but also provide a visual treat for the adults in attendance. In preparation, it's wise to have the necessary supplies ready and to familiarize oneself with tips for removing face paint afterward. By choosing beginner-friendly and popular cheek art, you can ensure that your event is filled with smiles and memorable moments. Don't forget to explore various butterfly face painting ideas to find the perfect match for your next gathering. Explore our curated selection of Spiderman face paint designs, ideal for rainbow-themed parties. These designs are straightforward and do not require advanced artistic skills. Simply apply various colors freehand and add white paint to create cloud effects. For more variety, browse through our collection of rainbow face painting ideas. Unicorn face paints are a versatile choice for any event, appealing to both children and adults. They can be adapted to be as intricate or as simple as desired. Follow our step-by-step guide to achieve this enchanting look and discover our top unicorn face painting suggestions. Horse face paints are equally beloved and can be easily adjusted to fit on a small area like a cheek, differing from unicorn designs in color and lacking the mythical horn. Embrace the season with our flower power face paint, ideal for spring and summer festivities.

This adaptable design can be customized in any color to align with your event's theme. If you're familiar with sketching flowers, this design will be a breeze for you. Our Easter-themed face painting designs, particularly the bunny motifs, are charming and simple to apply, making them perfect for Easter celebrations. For autumn events, consider our pumpkin and candy corn face painting ideas, which use a mix of orange, yellow, and white to create festive designs. Summer parties can be enlivened with our bee face paint design, which is easy to execute and suitable for beginners. Snake enthusiasts will appreciate our snake design, which can be scaled down to fit smaller areas. Lastly, our timeless ladybug face paint design is compact enough for cheek application and is sure to delight attendees at your next gathering. Incorporating 'printable face painting designs' into your event planning can enhance the experience and leave a lasting impression on your guests. Discover a delightful array of **printable face painting designs** that cater to every child's imagination. The Hello Kitty motif offers a simple yet adorable addition to any child's cheek, bringing the charm of Sanrio's beloved character to life. For those enchanted by the tale of 'The Very Hungry Caterpillar', a charming caterpillar design awaits, ideal for thematic learning or summertime festivities. Our collection extends beyond the basics, providing a diverse range of designs for various occasions, including Halloween and birthday celebrations. Each design is crafted to appeal to a wide audience, ensuring you find the ideal match for any preference. Dive deeper into the world of creative face painting with the International Face Painting School. We treat face painting as a genuine form of art, focusing on quality and innovation. Our resources include beginner-friendly designs and instructional video tutorials, designed to inspire and guide you through the process. Stay updated with the latest trends and techniques by subscribing to our updates, which include expert advice, new design ideas, and comprehensive guides. - **For Girls**: Explore princess crowns, fairies, butterflies, cats, flowers, unicorns, and mermaids. - **For Boys**: Choose from superheroes, dragons, dinosaurs, monsters, and tiger designs. - **Quick and Simple**: Utilize stencils and one-stroke techniques for efficient face painting. - **Popular Animals**: From domestic pets to wild cats, find a variety of animal designs. - **Party Themes**: Incorporate characters from Frozen, Pokémon, Minecraft, Among Us, My Little Pony, and Transformers. - **Halloween for Kids**: Select from skulls, witches, vampires, zombies, and more. - **Halloween for Adults**: Experiment with skull, sugar skull, vampire, witch, zombie, and special effects designs. - **Christmas Themes**: Embrace the festive spirit with seasonal face painting ideas. Whether you're a novice or a seasoned artist, our extensive selection of face painting ideas ensures there's something for everyone. Keep an eye out for tips that will help you achieve professional-looking results. Embrace the art of face painting and watch as smiles unfold with every brushstroke. For young girls, face painting is a delightful way to enhance their natural beauty.

Our collection offers a wide array of printable face painting designs that cater to popular requests. Each design allows for personalization, ensuring a unique creation that complements the individual's style. **Princess Crown Face Paint**: Princess crown designs are a straightforward yet effective choice for making any girl feel special. These can range from basic one-stroke applications for quick color and shape to more elaborate versions adorned with double-dip flowers, sponged eyeshadow, and sparkling accents. For fans of specific characters, themed crowns, like the sought-after Elsa design, add a touch of magic. Explore various princess-themed ideas in our party section and learn through tutorials available online. **Fairy Face Paint**: Fairy face paints are enchanting, with stencils available to simplify the process. However, freehand designs are equally charming. Depending on the time available, incorporate one-stroke rainbows or double-dip flowers to complement the fairy motif. A floral crown can transform a simple design into regal fairy queen face paint. Remember, not all fairy designs require a silhouette; they can be crafted using existing skills like painting butterflies and flowers to create a mesmerizing fairy mask. **Butterfly Face Paint**: Butterfly designs are among the most flattering face painting ideas, with their wings elegantly framing the face. This design is accessible for beginners, utilizing tools like petal sponges or one-stroke techniques. Mastering butterfly placement and shape is key, and these principles apply to numerous other designs. For those looking to perfect their butterfly art, seek out resources that offer expert tips and step-by-step guides. Incorporating these printable face painting designs will not only bring joy to the young ones but also add a creative touch to any event or celebration. Exploring the art of face painting, we delve into various designs that captivate and add charm to any event. Starting with butterfly face paint, we see a range of tutorials from the ethereal 'Frozen Butterfly' to the vibrant 'Tribal Glitter Butterfly'. These designs are not only visually appealing but also versatile, as demonstrated by the 'Easy Rainbow Butterfly' and 'Winter Butterfly'. Transitioning to feline-inspired art, the 'Cute Cat Face Paint' utilizes the butterfly's top wing structure for the cat ears, proving simplicity in design can still be impactful. For those seeking to merge whimsy with charm, the 'Rainbow Caticorn' or 'Unikitty' design marries popular elements into one enchanting look. Moreover, the 'Creative Kitty Face Paint' showcases a sophisticated yet achievable design for artists on the go. Floral patterns in face painting hold a special place, with techniques like 'Double Dip' and 'One-Stroke Flowers' creating stunning visuals. These methods allow for quick and intricate designs, perfect for adding a floral touch to various themes.

The tutorials guide artists in crafting eye designs that harmonize with the face's natural contours, resulting in a balanced and attractive appearance. Sophisticated options like the 'Fancy Eye Design' cater to adults seeking a touch of elegance. Lastly, unicorn face paint remains a perennial favorite. Whether transforming a child into a unicorn or adorning them with a painted one, these designs are endearing and widely sought after. They can be adapted from a simple eye design to a full-face mask, offering versatility for artists. Beginners can find accessible designs that combine basic elements for an impressive outcome. Incorporating these printable face painting designs into your repertoire can enhance any face painting session, providing a range of options from playful to refined. Whether for children or adults, these designs offer a creative outlet and a chance to bring joy through art. Discover a user-friendly unicorn face paint design that will impress your clients. This design can be easily created by following a five-step guide, such as Annabel's Unicorn Eye-Design Tutorial. These instructions are versatile and can be adapted for horse, alicorn, or pegasus-themed face paints. For those interested in adding a touch of enchantment to their face painting skills, Elodie Ternois, renowned as the Unicorn Queen of Face Painting, offers an accessible Rainbow Unicorn Tutorial. This design can be learned in six straightforward steps. For more inspiration, explore a variety of unicorn face paint tutorials available on YouTube and Instagram, including: - Lisa Joy Young's Pegasus face paint - Lodie Up's quick unicorn stencil eye design - Lodie Up's pastel and cute unicorn designs Mermaid face paint is another beloved theme, with two main approaches: depicting a mermaid or transforming your client with a mermaid crown face paint. There's a plethora of creative possibilities, especially with popular mermaid crown designs featuring seashell motifs and stenciled mermaids. Enhancing these designs with bling or gems can provide a captivating effect. Explore additional mermaid face paint tutorials on YouTube, such as: - Lily Santoya's Mermaid Tail Face Painting - Silly Heather's Mermaid tutorial - Arielpaints' Mermaid Crown face paint - Facepaints 4u's mermaid face paint guide - Lodie Up's Kawaii mermaid tutorial on Instagram These face painting concepts are particularly favored by girls, offering numerous variations to keep the creativity flowing. Incorporating elements like glitter and gems not only elevates the design but also adds value, making it an exceptional choice for any young enthusiast. When it comes to boys, superhero-themed face paints are a hit. Spiderman designs, for instance, are incredibly sought after. With a range of Spiderman face painting ideas to choose from, you can cater to requests from children and teenagers alike.



Printable face painting ideas. Face painting job description.

Face painting is a delightful addition to any celebration, offering a touch of artistry and fun. For those new to this art form, there are numerous **printable face painting designs** that are perfect for cheek art, ensuring a quick and straightforward application. These designs are not only manageable for novices but also cater to a variety of occasions, from festive holidays to themed birthday parties.

From festive holidays to themed parties, when organizing a party or event, incorporating face painting can be a cost-effective and simple entertainment option. Opting for cheek designs streamlines the process, allowing for a faster flow of participants and avoiding the complexity of full-face art. From the array of choices, some designs stand out for their universal appeal and ease of execution.

For instance, butterfly motifs are a favorite, adaptable to each individual's preferences with unique color combinations and patterns. A simple outline in black and a few white dots can elevate the design. Similarly, fairy-themed art, with its versatile flourishes and sparkling accents, can enchant any child, making them feel like they've stepped into a magical realm. Moreover, superhero designs, like the ever-popular Spiderman, are a hit among children who wish to embody their favorite characters. These designs are not only enjoyable for the children but also provide a visual treat for the adults in attendance. In preparation, it's wise to have the necessary supplies ready and to familiarize oneself with tips for removing face paint afterward. By choosing beginner-friendly and popular cheek art, you can ensure that your event is filled with smiles and memorable moments. Don't forget to explore various butterfly face painting ideas to find the perfect match for your next gathering. Explore our curated selection of Spiderman face paint designs, ideal for rainbow-themed parties. These designs are straightforward and do not require advanced artistic skills. Simply apply various colors freehand and add white paint to create cloud effects. For more variety, browse through our collection of rainbow face painting ideas. Unicorn face paints are a versatile choice for any event, appealing to both children and adults. They can be adapted to be as intricate or as simple as desired. Follow our step-by-step guide to achieve this enchanting look and discover our top unicorn face painting suggestions. Horse face paints are equally beloved and can be easily adjusted to fit on a small area like a cheek, differing from unicorn designs in color and lacking the mythical horn. Embrace the season with our flower power face paint, ideal for spring and summer festivities. This adaptable design can be customized in any color to align with your event's theme. If you're familiar with sketching flowers, this design will be a breeze for you. Our Easter-themed face painting designs, particularly the bunny motifs, are charming and simple to apply, making them perfect for Easter celebrations. For autumn events, consider our pumpkin and candy corn face painting ideas, which use a mix of orange, yellow, and white to create festive designs. Summer parties can be enlivened with our bee face paint design, which is easy to execute and suitable for beginners. Snake enthusiasts will appreciate our snake design, which can be scaled down to fit smaller areas. Lastly, our timeless ladybug face paint design is compact enough for cheek application and is sure to delight attendees at your next gathering.

Incorporating 'printable face painting designs' into your event planning can enhance the experience and leave a lasting impression on your guests. Discover a delightful array of **printable face painting designs** that cater to every child's imagination. The Hello Kitty motif offers a simple yet adorable addition to any child's cheek, bringing the charm of Sanrio's beloved character to life. For those enchanted by the tale of 'The Very Hungry Caterpillar,' a charming caterpillar design awaits, ideal for thematic learning or summertime festivities. Our collection extends beyond the basics, providing a diverse range of designs for various occasions, including Halloween and birthday celebrations. Each design is crafted to appeal to a wide audience, ensuring you find the ideal match for any preference. Dive deeper into the world of creative face painting with the International Face Painting School. We treat face painting as a genuine form of art, focusing on quality and innovation. Our resources include beginner-friendly designs and instructional video tutorials, designed to inspire and guide you through the process.

Stay updated with the latest trends and techniques by subscribing to our updates, which include expert advice, new design ideas, and comprehensive guides. - **For Girls**: Explore princess crowns, fairies, butterflies, cats, flowers, unicorns, and mermaids. - **For Boys**: Choose from superheroes, dragons, dinosaurs, monsters, and tiger designs. - **Quick and Simple**: Utilize stencils and one-stroke techniques for efficient face painting. - **Popular Animals**: From domestic pets to wild cats, find a variety of animal designs. - **Party Themes**: Incorporate characters from Frozen, Pokémon, Minecraft, Among Us, My Little Pony, and Transformers. - **Halloween for Kids**: Select from skulls, witches, vampires, zombies, and more. - **Halloween for Adults**: Experiment with skull, sugar skull, vampire, witch, zombie, and special effects designs. - **Christmas Themes**: Embrace the festive spirit with seasonal face painting ideas. Whether you're a novice or a seasoned artist, our extensive selection of face painting ideas ensures there's something for everyone. Keep an eye out for tips that will help you achieve professional-looking results. Embrace the art of face painting and watch as smiles unfold with every brushstroke. For young girls, face painting is a delightful way to enhance their natural beauty. Our collection offers a wide array of printable face painting designs that cater to popular requests. Each design allows for personalization, ensuring a unique creation that complements the individual's style. **Princess Crown Face Paint** Princess crown designs are a straightforward yet effective choice for making any girl feel special. These can range from basic one-stroke applications for quick color and shape to more elaborate versions adorned with double-dip flowers, sponged eyeshadow, and sparkling accents. For fans of specific characters, themed crowns, like the sought-after Elsa design, add a touch of magic. Explore various princess-themed ideas in our party section and learn through tutorials available online. **Fairy Face Paint** Fairy face paints are enchanting, with stencils available to simplify the process. However, freehand designs are equally charming. Depending on the time available, incorporate one-stroke rainbows or double-dip flowers to complement the fairy motif. A floral crown can transform a simple design into regal fairy queen face paint. Remember, not all fairy designs require a silhouette; they can be crafted using existing skills like painting butterflies and flowers to create a mesmerizing fairy mask. **Butterfly Face Paint** Butterfly designs are among the most flattering face painting ideas, with their wings elegantly framing the face. This design is accessible for beginners, utilizing tools like petal sponges or one-stroke techniques.

Mastering butterfly placement and shape is key, and these principles apply to numerous other designs. For those looking to perfect their butterfly art, seek out resources that offer expert tips and step-by-step guides. Incorporating these printable face painting designs will not only bring joy to the young ones but also add a creative touch to any event or celebration. Exploring the art of face painting, we delve into various designs that captivate and add charm to any event. Starting with butterfly face paint, we see a range of tutorials from the ethereal 'Frozen Butterfly' to the vibrant 'Tribal Glitter Butterfly'. These designs are not only visually appealing but also versatile, as demonstrated by the 'Easy Rainbow Butterfly' and 'Winter Butterfly'. Transitioning to feline-inspired art, the 'Cute Cat Face Paint' utilizes the butterfly's top wing structure for the cat ears, proving simplicity in design can still be impactful. For those seeking to merge whimsy with charm, the 'Rainbow Caticorn' or 'Unikitty' design marries popular elements into one enchanting look. Moreover, the 'Creative Kitty Face Paint' showcases a sophisticated yet achievable design for artists on the go. Floral patterns in face painting hold a special place, with techniques like 'Double Dip' and 'One-Stroke Flowers' creating stunning visuals. These methods allow for quick and intricate designs, perfect for adding a floral touch to various themes. The tutorials guide artists in crafting eye designs that harmonize with the face's natural contours, resulting in a balanced and attractive appearance. Sophisticated options like the 'Fancy Eye Design' cater to adults seeking a touch of elegance. Lastly, unicorn face paint remains a perennial favorite. Whether transforming a child into a unicorn or adorning them with a painted one, these designs are endearing and widely sought after. They can be adapted from a simple eye design to a full-face mask, offering versatility for artists. Beginners can find accessible designs that combine basic elements for an impressive outcome. Incorporating these printable face painting designs into your repertoire can enhance any face painting session, providing a range of options from playful to refined. Whether for children or adults, these designs offer a creative outlet and a chance to bring joy through art. Discover a user-friendly unicorn face paint design that will impress your clients. This design can be easily created by following a five-step tutorial. This design can be learned in six straightforward steps. For more inspiration, explore a variety of unicorn face paint tutorials available on YouTube and Instagram, including: - Lisa Joy Young's Pegasus face paint - Lodie Up's quick unicorn stencil eye design - Lodie Up's pastel and cute unicorn designs Mermaid face paint is another beloved theme, with two main approaches: depicting a mermaid or transforming your client with a mermaid crown face paint. There's a plethora of creative possibilities, especially with popular mermaid crown designs featuring seashell motifs and stenciled mermaids. Enhancing these designs with bling or gems can provide a captivating effect. Explore additional mermaid face paint tutorials on YouTube, such as: - Lily Santoya's Mermaid Tail Face Painting - Silly Heather's Mermaid tutorial - Arielpaints' Mermaid Crown face paint - Facepaints 4u's mermaid face paint guide - Lodie Up's Kawaii mermaid tutorial on Instagram These face painting concepts are particularly favored by girls, offering numerous variations to keep the creativity flowing. Incorporating elements like glitter and gems not only elevates the design but also adds value, making it an exceptional choice for any young enthusiast. When it comes to boys, superhero-themed face paints are a hit. Spiderman designs, for instance, are incredibly sought after.

With a range of Spiderman face painting ideas to choose from, you can cater to requests from children and teenagers alike. For those looking for a complementary design, Simona Rad's Ghost Spider Tutorial provides a perfect match for the increasingly popular Spider Girl character. By focusing on printable face painting designs, you can offer a diverse range of options that cater to various preferences, ensuring that every client leaves with a smile. Whether it's a majestic unicorn or a heroic superhero, these designs are sure to be a success at any event. Explore our collection of printable face painting designs that cater to a variety of tastes and skill levels. Our selection includes classic masks enhanced with stencil techniques for a textured look. For those adept at butterfly shapes, we offer a design that incorporates this skill seamlessly. Gain insights into creating a standout Spiderman face paint with Annabel Hooogeveen's detailed guide. Our designs are not just for children; they also cater to teens and adults, offering a transformative experience. For Spiderman enthusiasts, we provide a tutorial by Milena Potekhina that outlines a quick and refined Spiderman face paint in six easy steps, including an option for an antagonist theme that allows for artistic freedom. Batman face paint is also featured, known for its simplicity and vibrant appearance. These designs can be enhanced with sponge techniques, stencils, or glitter gel for added flair. Beyond the iconic bat-signal, we suggest painting the character or the cityscape of Gotham. Discover the ease of creating a Batman mask with Wies Face Painting's tutorial, which simplifies the process into six straightforward steps. Our tutorials extend to other superhero favorites, offering alternatives for those seeking variety. For instance, Wies' Superman tutorial demonstrates how to craft a dynamic mask using the hero's cape, along with tips on shading and proportion. Additional superhero face paint tutorials include: - Flash face paint by Kellie Burrus - Teenage Mutant Ninja Turtle by Olga Murasev - Teenage Mutant Ninja Turtle by Radiant Art Inspirations Lastly, our dragon and dinosaur face paints are a hit with the younger crowd, particularly the T-Rex design inspired by popular dinosaur-themed movies. These designs emphasize distinctive features like scales, teeth, and claws to differentiate them from other creatures. By incorporating these printable face painting designs into your repertoire, you can offer a wide range of options that are sure to delight and inspire creativity in your clients. When observing dragon illustrations, you'll notice their heads feature rounded edges and are proportionate to their snouts. Unlike dinosaurs, dragons are often depicted with wings and flames. Dragons typically have heads with sharper angles, and their snouts are slender compared to their heads. For more insights into dragon and dinosaur face painting, consider exploring tutorials available on YouTube, such as Sophie's Tips' Dragon face painting tutorial or Flor Moreno's Quick & Easy Dinosaur face paint.

Mastering butterfly placement and shape is key, and these principles apply to numerous other designs. For those looking to perfect their butterfly art, seek out resources that offer expert tips and step-by-step guides. Incorporating these printable face painting designs will not only bring joy to the young ones but also add a creative touch to any event or celebration. Exploring the art of face painting, we delve into various designs that captivate and add charm to any event. Starting with butterfly face paint, we see a range of tutorials from the ethereal 'Frozen Butterfly' to the vibrant 'Tribal Glitter Butterfly'. These designs are not only visually appealing but also versatile, as demonstrated by the 'Easy Rainbow Butterfly' and 'Winter Butterfly'. Transitioning to feline-inspired art, the 'Cute Cat Face Paint' utilizes the butterfly's top wing structure for the cat ears, proving simplicity in design can still be impactful. For those seeking to merge whimsy with charm, the 'Rainbow Caticorn' or 'Unikitty' design marries popular elements into one enchanting look. Moreover, the 'Creative Kitty Face Paint' showcases a sophisticated yet achievable design for artists on the go. Floral patterns in face painting hold a special place, with techniques like 'Double Dip' and 'One-Stroke Flowers' creating stunning visuals. These methods allow for quick and intricate designs, perfect for adding a floral touch to various themes. The tutorials guide artists in crafting eye designs that harmonize with the face's natural contours, resulting in a balanced and attractive appearance. Sophisticated options like the 'Fancy Eye Design' cater to adults seeking a touch of elegance. Lastly, unicorn face paint remains a perennial favorite. Whether transforming a child into a unicorn or adorning them with a painted one, these designs are endearing and widely sought after.

These designs are not only fast for professionals to apply but also serve as an excellent starting point for beginners. Incorporating the keyword 'printable face painting designs,' this revised text provides clear and concise information on various face painting ideas, ensuring it is optimized for search engines. For those embarking on the creative path of face painting, our comprehensive guide offers all the necessary knowledge in a single resource. **a. Stencil Face Paint** Stencil face painting is a straightforward method to deliver a diverse array of designs swiftly.

Prepare your sponge until the paint achieves a tacky, semi-dry texture to prevent seepage beneath the stencil. Mastering this technique unlocks a plethora of quick and striking design choices. Stencils can enhance a basic design with intricate details, such as adding snowflake patterns to butterfly mask cheeks or a celestial motif to a superhero emblem. To create elegant and simple eye designs using stencils: 1. Apply a base color around the eye with one stroke. 2.

Use a stencil to imprint the primary design, which can be easily adapted for any season with themed stencils. 3.

Before stencil removal, sprinkle fine glitter over the main design. 4. Incorporate smaller stenciled elements like hearts or stars. 5. Complete the design with double-dip flowers, detailed linework, or chunky glitter. For instance, Lodie Up's spring bunny design exemplifies the exquisite outcomes achievable with stencils. Similarly, the ease of creating a fantastical dragon design is attributed to the textural effect of stencils. **b. Easy One Stroke Face Paint** One stroke painting has rapidly gained popularity in the face painting community. It allows for the creation of multi-dimensional, colorful designs that appear complex yet are simple to execute.

These beginner-friendly designs are not only quick but also visually appealing. For example, a complete rainbow design can be done swiftly and still look stunning. For optimal results, selecting the right tools is crucial. Our Face Painting Supplies Guide details the best materials and their sources. A tip for beginners: one stroke is perfect for outlining designs, such as butterflies, as demonstrated in Elodie Ternois's Easy One-Stroke Butterfly tutorial. **c. On-the-Job Designs** These designs incorporate various techniques like double dip flowers, one stroking, linework, stencil application, and using rainbow cake sponges. They are designed to be quick enough for professional use at events such as birthday parties, festivals, and school fairs. Our Beginner Course teaches these techniques, along with how to assemble an economical face painting kit and 22 versatile designs suitable for professional use. Incorporating the keyword 'printable face painting designs,' this version is optimized for clarity, conciseness, and SEO. It provides a structured approach to learning face painting techniques, ensuring that even novices can produce professional-looking designs efficiently. Discover the art of face painting with our comprehensive guide, featuring a variety of **printable face painting designs** suitable for all ages. Our tutorials, such as NataliSta's Minnie Mouse mask adorned with double dip flowers, and Olga Murasev's elegant Rose Princess Mask, provide easy-to-follow steps for beginners.

Enhance your skills with video tutorials available on YouTube, including techniques for creating a one-stroke dolphin, a hand-painted snowflake design, a vibrant rainbow butterfly, and more. Mastering these techniques allows for quick and impressive face painting, perfect for events where time is of the essence. For additional inspiration, explore our blog post on fast, effective designs that are sure to be crowd-pleasers. Animal face painting is a beloved category for children and adults alike. Our Animal Face Paint Guide offers an extensive array of ideas, from domestic pets to wild animals.

Learn the nuances of dog and cat face painting, with tips for differentiating features like ears. Incorporate popular characters such as Paw Patrol and Hello Kitty into your repertoire, or opt for a gender-neutral Halloween cat design. For those seeking adventure, tiger face painting is a must-have at any party. Our guide provides a selection of the most sought-after animal designs, ensuring you're prepared for any request. Whether you're a novice or an experienced artist, our resources will help you create stunning face paintings with ease and confidence.

Exploring the art of face painting can be a delightful experience for children, as they often request an array of animal designs. Tiger face painting is particularly versatile, offering numerous styles to explore. For those who favor the one-stroke technique, it can simplify the creation of outlines and stripes, providing effortless shading. Alternatively, for a touch of realism, Linnea Onerby Novak's method, featured in our Professional Course, is an excellent choice. This course equips aspiring face painters with extensive skills over a three-month period. For a design that captivates, Elodie Ternois' Colorful Tiger Face Paint tutorial is a must-see, with additional tiger painting ideas located in our Ideas for Boys section. Lion face painting also presents a range of possibilities, from playful cartoon interpretations inspired by The Lion King to more intense depictions. Rosie Lieberman's quick tutorial is perfect for those needing a swift, effective design.

When it comes to leopard and cheetah face paints, the key difference lies in the patterns—cheetahs are known for their solid spots. These patterns can be interchangeably applied to both animals, with rosette spots adding a charming touch. For a comprehensive guide, Wies Facepainting's Fast Cheetah tutorial is highly recommended. The YouTube platform offers a wealth of wild cat face painting tutorials, including Ashlea Henson's Fantasy Rainbow Tiger and Mouth Lion, Laura Pennock's Lion one-stroke, and Cameron Garrett's Tie-dye cheetah. Broadening the scope to other popular animal designs, the one-stroke technique can make a Fox design by Simona Rad appear intricate yet achievable. The Best Zebra face paint tutorial is another engaging option that avoids painting near the mouth while still delivering an impactful full-face design using just two colors. For those playful moments, a monkey face paint design can be a delightful choice.

A particular tutorial provides a simple, enjoyable, and recognizable monkey portrayal that children will adore. Incorporating the keyword 'printable face painting designs' into your content strategy can enhance its visibility and appeal to those seeking creative and accessible face painting options. Whether it's for a party or a professional event, printable designs offer a convenient solution for face painters at all levels.