


☐

I'm not robot


reCAPTCHA

I am not robot!

Checklist quinceanera list of things needed. Checklist quinceanera list of padrinos. Printable quinceanera checklist template pdf.

Organizing a Quinceanera can be streamlined with a well-structured checklist. To facilitate your planning, we've categorized tasks into three timeframes: long-term, medium-term, and short-term. By dividing the tasks, the process becomes more manageable and even enjoyable. ****Long-Term Quinceanera Checklist (4-8 months before the event):**** 1. ****Establish a Budget:**** Begin by determining a budget to guide all other decisions, preventing any financial overreach. 2. ****Choose a Date:**** Selecting the right date is crucial. Consider seasonal variations, weekdays, and holidays as they can influence venue costs. Tip: Off-season or Friday bookings may offer significant savings. 3. ****Reserve the Church and Minister:**** Contact your church early to ensure availability for your chosen date. Discuss the ceremony details with the minister, either in person or over the phone. 4.

QUINCEAÑERA PLANNING

TIMELINE

12 MONTHS



Download the
Quinceanera.com
App



Set Up a
Budget



Book Your
Venue

10 MONTHS



Pick a Theme
or Colors



Attend an
XV Expo



Research
Vendors

8 MONTHS



Decide if You
Want an XV Court



Choose
Vendors



Draft Your
Guest List

6 MONTHS



Send Save
the Dates



Select Your
Dress



Purchase
Accessories

4 MONTHS



Rehearse Waltz
& Surprise Dance



Purchase
Traditional Items



Schedule Hair &
Makeup Trial

2 MONTHS



Send Out
Invitations



Dress
Fitting



Finalize Details
With All Vendors

3 WEEKS



Write
Toast



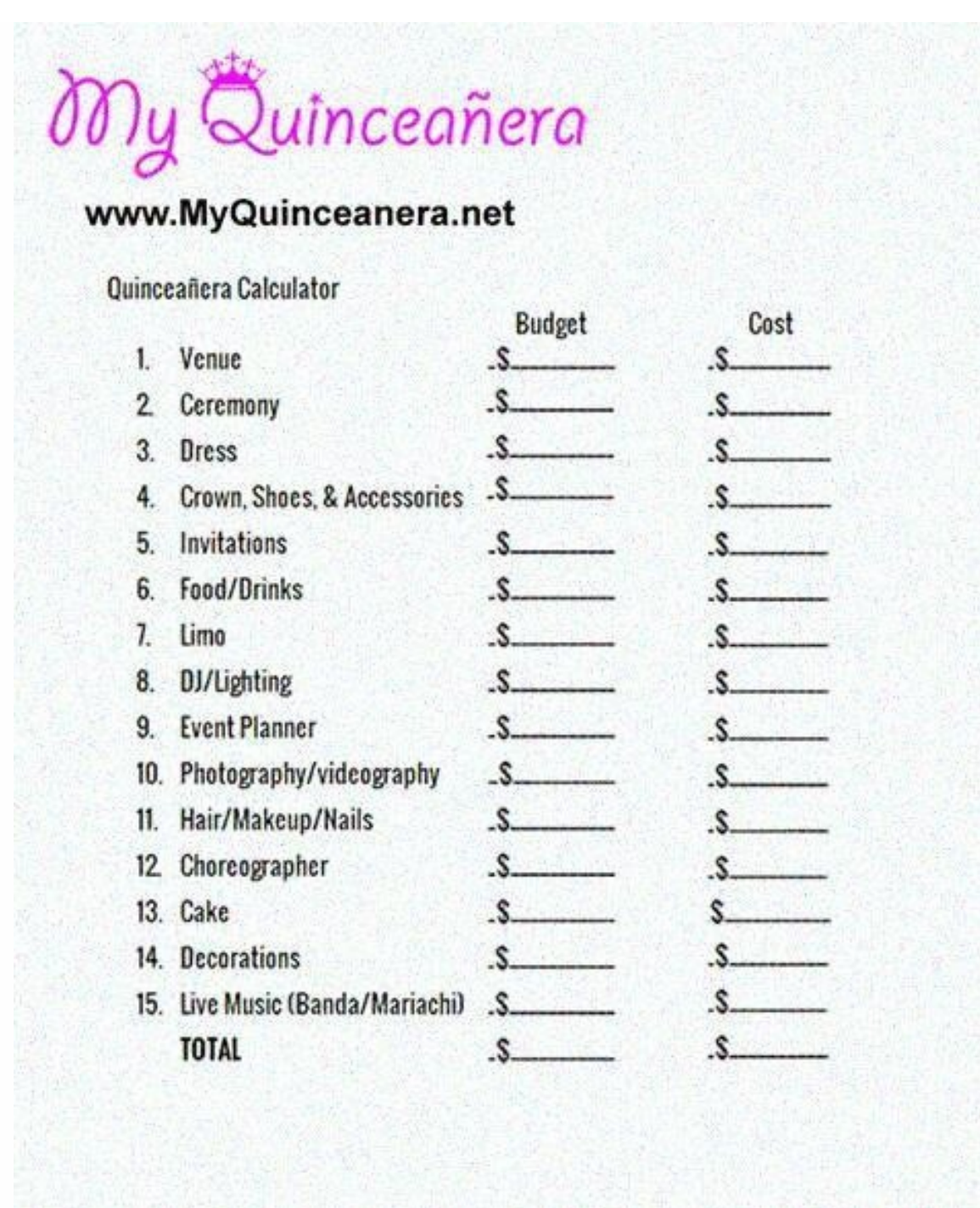
Check all Guests'
RSVPs



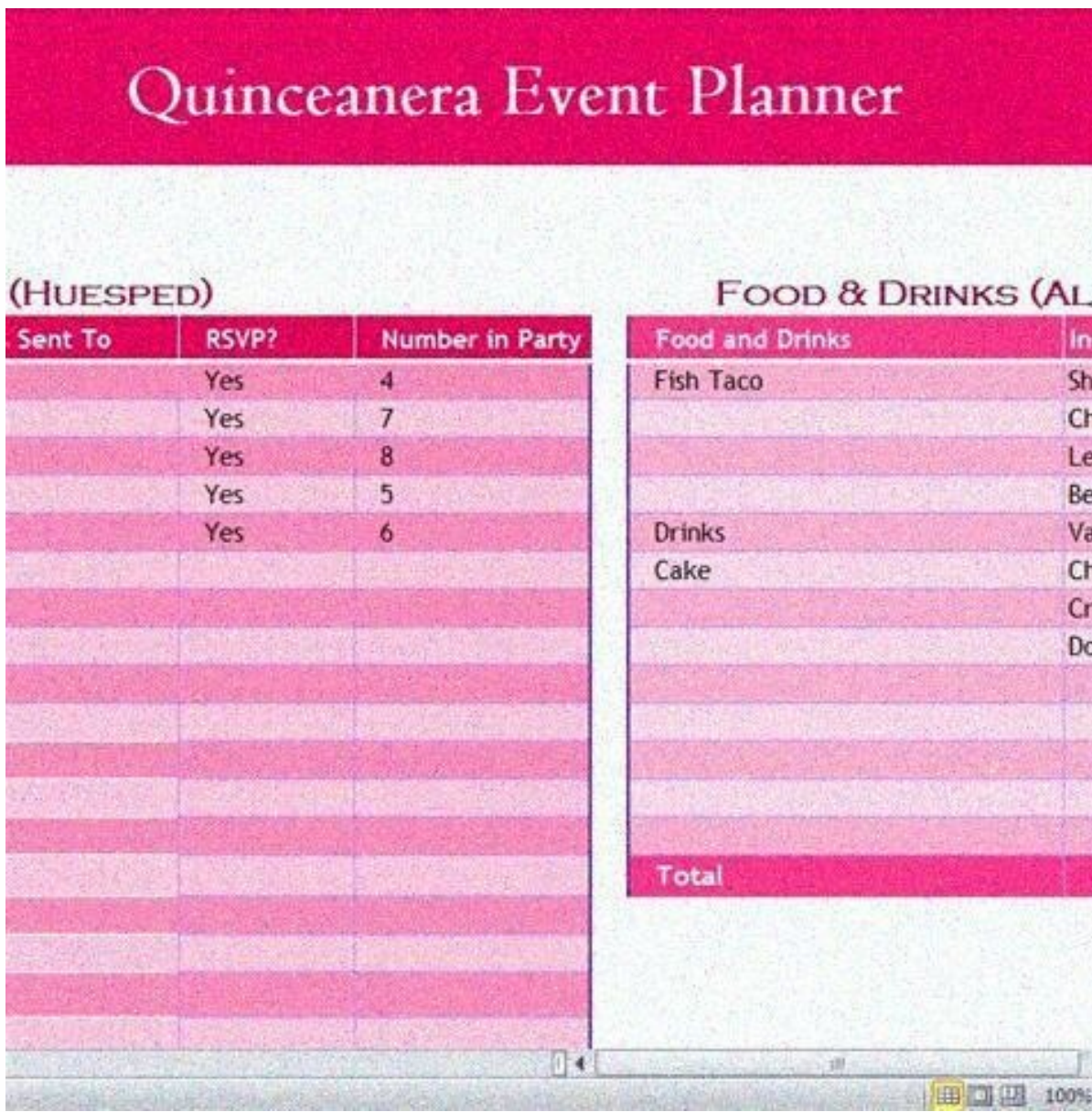
Get Plenty of Rest

Quinceanera
.com

****Establish a Budget:**** Begin by determining a budget to guide all other decisions, preventing any financial overreach. 2. ****Choose a Date:**** Selecting the right date is crucial. Consider seasonal variations, weekdays, and holidays as they can influence venue costs. Tip: Off-season or Friday bookings may offer significant savings. 3. ****Reserve the Church and Minister:**** Contact your church early to ensure availability for your chosen date. Discuss the ceremony details with the minister, either in person or over the phone. 4. ****Secure the Reception Venue:**** Locking down the venue is essential before arranging for other services like catering and entertainment. Consider cost-saving options such as off-peak season or non-Saturday bookings.



Long-Term Quinceanera Checklist (4-8 months before the event):**
 1. ****Establish a Budget****: Begin by determining a budget to guide all other decisions, preventing any financial overreach.
 2. ****Choose a Date****: Selecting the right date is crucial. Consider seasonal variations, weekdays, and holidays as they can influence venue costs. Tip: Off-season or Friday bookings may offer significant savings.
 3. ****Reserve the Church and Minister****: Contact your church early to ensure availability for your chosen date. Discuss the ceremony details with the minister, either in person or over the phone.
 4. ****Secure the Reception Venue****: Locking down the venue is essential before arranging for other services like catering and entertainment.
 5. ****Select a Caterer****: Compile a list of desired dishes and consult with your venue for recommended caterers. It's important to meet with each one to discuss your options. For those seeking a comprehensive guide, a ****printable quinceanera checklist template**** can be a valuable resource to ensure no detail is overlooked. This template can help keep your preparations on track and alleviate the stress of planning such a significant event. Remember, the key to a successful Quinceanera lies in careful planning and organization. For a seamless Quinceanera, consider these steps:
 6. ****Entertainment Booking****: Secure your DJ or band early, providing them with the event's location and date. If opting for a DJ, curate a playlist to guide their music selection.
 7. ****Photographer Engagement****: Capture the memories with a professional photographer, easily found online. Alternatively, enlist a talented friend or relative to photograph the event if budget constraints arise.
 8. ****Theme Selection****: Choose a theme reflecting the guest of honor's interests or fantasies, such as unicorns. Complement this with a harmonious color scheme for your decorations and cake design.
 9. ****Baker and Cake Selection****: Arrange your cake order well ahead of time to ensure the baker can accommodate your specific design. If a local baker isn't available, supermarkets like Publix or Harris Teeter offer professional cake services.
 10.



****Long-Term Quinceanera Checklist (4-8 months before the event):****

- ** 1. **Establish a Budget:**** Begin by determining a budget to guide all other decisions, preventing any financial overreach.
- ** 2. **Choose a Date:**** Selecting the right date is crucial. Consider seasonal variations, weekdays, and holidays as they can influence venue costs. Tip: Off-season or Friday bookings may offer significant savings.



Consider seasonal variations, weekdays, and holidays as they can influence venue costs. 1. Off-season or Friday bookings may offer significant savings. 3. **Reserve the Church and Minister:** Contact your church early to ensure availability for your chosen date. Discuss the ceremony details with the minister, either in person or over the phone. 4. **Secure the Reception Venue:** Locking down the venue is essential before arranging for other services like catering and entertainment. Consider cost-saving options such as off-peak season or non-Saturday bookings. 5. **Select a Caterer:** Compile a list of desired dishes and consult with your venue for recommended caterers. It's important to meet with each one to discuss your options. For those seeking a comprehensive guide, a "printable quinceanera checklist template" can be a valuable resource to ensure no detail is overlooked. This template can help keep your preparations on track and alleviate the stress of planning such a significant event. Remember, the key to a successful Quinceanera lies in careful planning and organization. For a seamless Quinceanera, consider these steps: 6. **Entertainment Booking:** Secure your DJ or band early, providing them with the event's location and date. If opting for a DJ, curate a playlist to guide their music selection. 7. **Photographer Engagement:** Capture the memories with a professional photographer, easily found online. Alternatively, enlist a talented friend or relative to photograph the event if budget constraints arise. 8. **Theme Selection:** Choose a theme reflecting the guest of honor's interests or fantasies, such as unicorns. Complement this with a harmonious color scheme for your decorations and cake design.



Organizing a Quinceanera can be streamlined with a well-structured checklist. To facilitate your planning, we've categorized tasks into three timeframes: long-term, medium-term, and short-term. By dividing the tasks, the process becomes more manageable and even enjoyable. ****Long-Term Quinceanera Checklist (4-8 months before the event):**** 1. ****Establish a Budget:**** Begin by determining a budget to guide all other decisions, preventing any financial overreach. 2. ****Choose a Date:**** Selecting the right date is crucial. Consider seasonal variations, weekdays, and holidays as they can influence venue costs. Tip: Off-season or Friday bookings may offer significant savings. 3. ****Reserve the Church and Minister:**** Contact your church early to ensure availability for your chosen date. Discuss the ceremony details with the minister, either in person or over the phone. 4. ****Secure the Reception Venue:**** Locking down the venue is essential before arranging for other services like catering and entertainment. Consider cost-saving options such as off-peak season or non-Saturday bookings. 5. ****Select a Caterer:**** Compile a list of desired dishes and consult with your venue for recommended caterers. It's important to meet with each one to discuss your options. For those seeking a comprehensive guide, a ****printable quinceanera checklist template**** can be a valuable resource to ensure no detail is overlooked. This template can help keep your preparations on track and alleviate the stress of planning such a significant event. Remember, the key to a successful Quinceanera lies in careful planning and organization. For a seamless Quinceanera, consider these steps: 6. ****Entertainment Booking****: Secure your DJ or band early, providing them with the event's location and date. If opting for a DJ, curate a playlist to guide their music selection. 7. ****Photographer Engagement****: Capture the memories with a professional photographer, easily found online. Alternatively, enlist a talented friend or relative to photograph the event if budget constraints arise. 8. ****Theme Selection****: Choose a theme reflecting the guest of honor's interests or fantasies, such as unicorns. Complement this with a harmonious color scheme for your decorations and cake design. 9. ****Baker and Cake Selection****: Arrange your cake order well ahead of time to ensure the baker can accommodate your specific design. If a local baker isn't available, supermarkets like Publix or Harris Teeter offer professional cake services. 10. ****Choosing Damas and Chambelanes****: Compile a list of candidates and refine it to finalize your selection. Confirm their availability early to avoid scheduling conflicts. 11. ****Guest List Compilation****: The enjoyable task of drafting your guest list involves noting down names, contact numbers, and addresses, which will be essential for sending out invitations. 12. ****Padrinos Decision****: Document the financial responsibilities for the event and discuss with family and friends who will sponsor various aspects of the celebration. By following this printable quinceanera checklist template, you can ensure a well-organized and memorable celebration. For a seamless Quinceañera celebration, it's essential to meticulously plan each detail. Begin by creating a detailed reception outline and distribute it to your vendors, ensuring they are informed of their specific roles and timings. When selecting Quinceañera invitations, finalize your guest list and utilize online resources to find exquisite designs. Online platforms like Etsy offer custom-made options. To streamline the RSVP process, consider digital solutions such as RSVPify or text-based services like Replied App for efficient guest confirmations. As the event nears, schedule hair and makeup appointments. Many artists offer on-site services on the day of the ceremony. Online directories can assist in finding reputable local professionals. Two weeks to one month before the event, confirm your final guest count, which is crucial for your caterer, venue, and other vendors. With this information, craft a seating arrangement that fosters enjoyable interactions among guests. Remember, the Quinceañera is a significant milestone. Embrace the moment and capture memories with photographs. Our comprehensive 'printable quinceanera checklist template' ensures no detail is overlooked, making the planning process manageable and the celebration memorable. Organizing a quinceañera can be a complex endeavor, but with the right checklist, you can ensure a celebration that lives up to your expectations. It's essential to express gratitude to your guests with personalized thank you notes for contributing to a memorable event. The anticipation for a quinceañera is high among parents and godparents, often involving years of preparation. Despite this, the task can appear daunting due to the level of detail required for a successful celebration. To simplify the process, we offer a comprehensive checklist that eliminates the need for a party planner. Take charge of creating an unforgettable day for your daughter by meticulously reviewing every detail. Here are some key considerations and a detailed printable quinceanera checklist template to guide your planning: ****Budgeting**** Establish a budget early to set the boundaries of your event planning. Consider seeking financial support from sponsors or godparents if necessary. ****Dress**** The dress is a central element of the celebration. For a custom gown, select a reputable designer, choose fabrics early, conduct timely fittings, and complete alterations well before the event. ****Invitations**** Finalize your guest list a month ahead. Follow up with non-respondents to confirm attendance, aiding in precise catering and rental arrangements. ****Caterers**** Secure caterers four to five months in advance. Request a sample dinner to assess and adjust the menu to your preferences. ****Venue**** Finding the right venue can be challenging, especially during peak seasons. If your event coincides with such times, begin your search at least a year in advance. By adhering to these guidelines and utilizing a printable quinceanera checklist template, you can navigate the planning process with ease and confidence. Selecting a venue sets the stage for your quinceañera's theme, decor, and necessary rentals. While the idea of organizing such an event may seem straightforward, the reality involves intricate planning and attention to detail. Utilizing a comprehensive printable quinceañera checklist template can streamline your preparations, ensuring a well-organized celebration. This tool aids in methodically approaching each aspect of the event, from the initial concept to the final touches, facilitating a seamless and enjoyable planning experience.