


☐

I'm not robot


reCAPTCHA

I am not
robot!


Ama citation for powerpoint slides. Ama format for in text citations. How to cite ama in a powerpoint. How to cite a youtube video in ama format.

When utilizing the AMA citation style for PowerPoint presentations, in-text citations are denoted by a superscript numeral correlating to a reference on the AMA reference list. While it's not mandatory, you may include the author's name within your narrative.

AMA Formatting

- Title Page

AMA does not give specific formatting requirements for a title page, only the information that should be included.

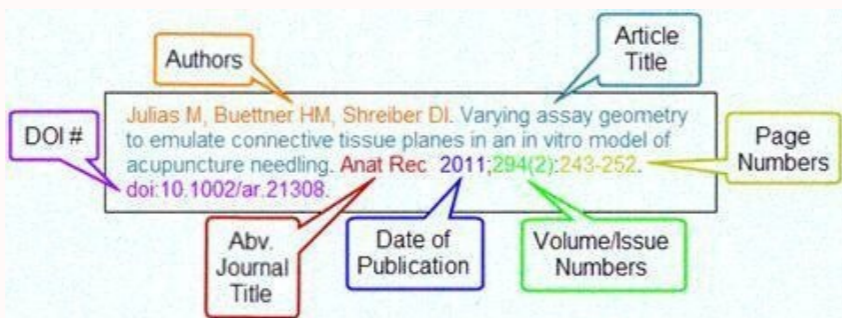


- Title
- Authors' Name
- Degrees (*above bachelors*)
- E-mail Addresses
- Institutional Affiliation
- Word Count

LIBERTY
UNIVERSITY.

How to cite a youtube video in ama format.

When utilizing the AMA citation style for PowerPoint presentations, in-text citations are denoted by a superscript numeral correlating to a reference on the AMA reference list. While it's not mandatory, you may include the author's name within your narrative. The AMA reference list provides comprehensive details for each cited source, arranged by the sequence of their initial citation within your text. Each source is referenced only once, so recurring citations of the same source will refer back to the original number assigned.



How to cite a youtube video in ama format.

When utilizing the AMA citation style for PowerPoint presentations, in-text citations are denoted by a superscript numeral correlating to a reference on the AMA reference list. While it's not mandatory, you may include the author's name within your narrative. The AMA reference list provides comprehensive details for each cited source, arranged by the sequence of their initial citation within your text.

Some general rules

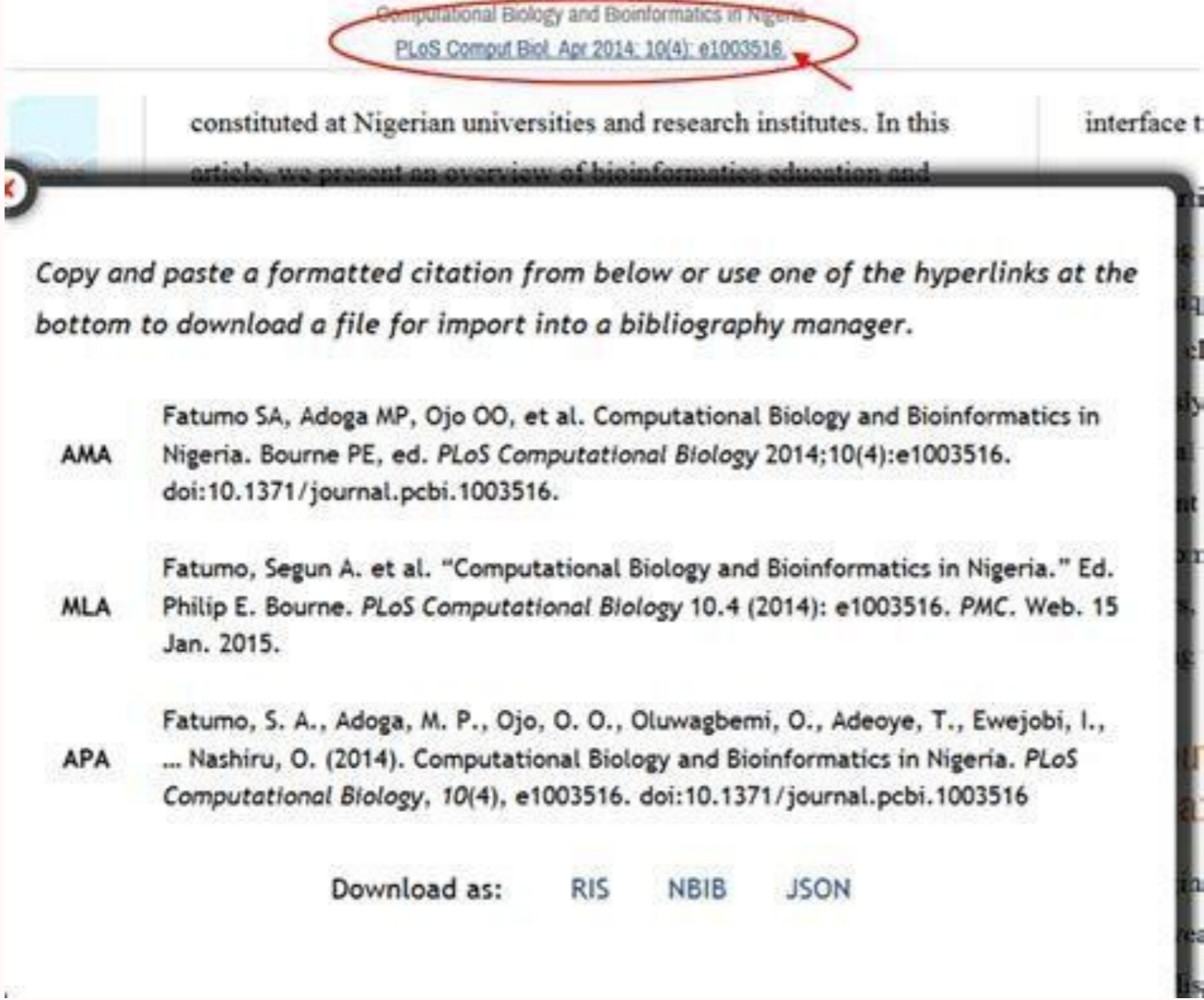
- All references are made at the end of the paper.
- References are listed in the order they appear in the text.
- When citing the same source more than once, reuse the original endnote number but include the specific page you are making reference to. For example, Atwater⁶ reported that the alcohol consumption of college students decreased in their senior year which supported Abbott's^{6(b)} and Orsbom's⁴ earlier findings.
- For articles, capitalize only the first letter of the first word, proper names and abbreviations that always appear in caps.
- For other titles, capitalize the first letter of the every word that isn't an article, preposition or less than 3 letters.

Source: <http://libraries.evansville.edu/style/ama.html>

For instance, in-text citations using the AMA format should be integrated into the sentence that mentions the source, typically positioned at the conclusion of a clause or sentence. If more clarity is needed, place the citation immediately after the author's name or a direct quote. The citation number should directly When compiling a literature review or theoretical framework, it's common to reference multiple sources at a single point in the text. In such cases, you can list several superscript in-text citations together, separated by commas without spaces. For citing a sequence of three or more sources in a row, an en dash (–) is used. For instance, Caspian et al.'s studies^{3,5} question the longstanding view of a particular condition being invariably degenerative.^{6–8} Page numbers, if included, should be enclosed in parentheses, with the citation numbers and separating commas placed outside. An example of this would be: "Research indicates that 84% of dog owners feel their pets enhance their happiness,"^{4(p11),5–7}.



For instance, in-text citations using the AMA format should be integrated into the sentence that mentions the source, typically positioned at the conclusion of a clause or sentence. If more clarity is needed, place the citation immediately after the author's name or a direct quote. The citation number should directly When compiling a literature review or theoretical framework, it's common to reference multiple sources at a single point in the text. In such cases, you can list several superscript in-text citations together, separated by commas without spaces. For citing a sequence of three or more sources in a row, an en dash (–) is used. For instance, Caspian et al.'s studies^{3,5} question the longstanding view of a particular condition being invariably degenerative.^{6–8} Page numbers, if included, should be enclosed in parentheses, with the citation numbers and separating commas placed outside. An example of this would be: "Research indicates that 84% of dog owners feel their pets enhance their happiness,"^{4(p11),5–7}. For those interested in learning about ChatGPT, AI tools, citation practices, and avoiding plagiarism, our website offers a variety of articles with detailed explanations and examples. Our academic proofreading tool, developed with input from thousands of academic texts and native English editors, stands as one of the most precise and dependable resources available to students. You can try it at no cost.



While it's not mandatory, you may include the author's name within your narrative. The AMA reference list provides comprehensive details for each cited source, arranged by the sequence of their initial citation within your text. Each source is referenced only once, so recurring citations of the same source will refer back to the original number assigned. For instance, in-text citations using the AMA format should be integrated into the sentence that mentions the source, typically positioned at the conclusion of a clause or sentence. If more clarity is needed, place the citation immediately after the author's name or a direct quote. The citation number should directly When compiling a literature review or theoretical framework, it's common to reference multiple sources at a single point in the text. In such cases, you can list several superscript in-text citations together, separated by commas without spaces. For citing a sequence of three or more sources in a row, an en dash (–) is used. For instance, Caspian et al.'s studies^{3,5} question the longstanding view of a particular condition being invariably degenerative.^{6–8} Page numbers, if included, should be enclosed in parentheses, with the citation numbers and separating commas placed outside. An example of this would be: "Research indicates that 84% of dog owners feel their pets enhance their happiness,"^{4(p11),5–7}. For those interested in learning about ChatGPT, AI tools, citation practices, and avoiding plagiarism, our website offers a variety of articles with detailed explanations and examples. Our academic proofreading tool, developed with input from thousands of academic texts and native English editors, stands as one of the most precise and dependable resources available to students. You can try it at no cost.

This may also include the specific page number or section of the source you're referencing, such as a quote^{2(p46)}.

When citing multiple sources at once, present them as a list or range without spaces^{3,5–9}. To cite this source, simply copy and paste the citation or use the "Cite this Scribbr article" feature to automatically generate the citation with our free Citation Generator. For guidance on citing PowerPoint presentations in your academic work, whether they are your instructor's lecture materials or a PowerPoint you discovered, it's important to know that these sources require proper citation. This ensures the acknowledgment of the original creator's work and maintains the integrity of your own academic writing. **Keyword: AMA citation for PowerPoint** When incorporating information from a PowerPoint presentation into your work, proper citation is essential.

This guide will provide a clear overview of how to reference PowerPoint slides in your academic writing. While you may be familiar with citing websites, books, or journal articles, citing PowerPoint presentations is quite similar. This process is straightforward and creating a reference page using MLA, APA, or Chicago styles can be completed quickly. For citing a PowerPoint presentation, you'll need the following details: the author(s), the title of the presentation, the date it was published or presented, the location it was published or presented, and the URL if it was accessed online. To cite a PowerPoint presentation in MLA format, use the following structure: - **MLA Citation Format**: Last Name, First Name. "Title of Presentation." Month Year, URL. PowerPoint Presentation. - **Example**: Park, Lisa. "Effective Working Teams." Jan. 2011, [URL]. PowerPoint Presentation. - **In-text Citation**: (Last Name) For APA format, the citation structure is: - **APA Reference Format**: Last Name, Initials. (Year, Month Day). Title of presentation [PowerPoint presentation]. Event, Location. URL. - **Example**: Park, L. (2011, March 24-28). Effective working teams [PowerPoint presentation]. Regional Dairy Workers National Conference, New York, NY, United States. [URL] In Chicago style, the format is: - **Chicago Citation Format**: Last Name, First Name. "Title of Presentation." Lecture, Location, Date. - **Example**: Park, Lisa. "Effective Working Teams." Lecture, The Plaza Hotel, New York, NY, January 11, 2011. If the PowerPoint presentation has multiple authors, list them alphabetically by last name in the full reference citation for APA format. Each author should be listed by Last Name, First Initial. By adhering to these guidelines, you can ensure that your citations are accurate and complete. Remember to include all necessary information and to format your citations correctly according to the style guide you are using. Incorporating the keyword 'AMA citation for PowerPoint', it's important to note that while AMA style guidelines do not provide specific instructions for citing PowerPoint presentations, the principles of authorship, title, date, and source can be applied similarly to the formats described above. For SEO purposes, ensuring the keyword is naturally integrated into the text will help improve the visibility of your content on search engines. When creating a citation for a presentation, format it as follows: 'Author's Last Name, First Name. Title of the Presentation. Date of Presentation. Type of Presentation.' If the software used is unknown, simply use 'slideshow' to conclude the citation. For instance, 'Nguy, Anna. The history of Claymation. April 2021. Slideshow.' In-text citations should follow the standard MLA format, using the author's last name, such as (Nguy). For those writing academic papers, consider utilizing our spell checker and grammar guides to refine your English skills, including understanding determiners, adverbs, and interjections.

This information was last updated on April 26, 2021. To properly cite PowerPoint slides, include the author's name, the date of the presentation, the title, a description of the source, the institution or website name, and the URL where the slides can be accessed. In APA format, the reference list entry would look like this: **APA Reference List**: ** Author's Last Name, Initials. (Year, Month Day). Title of the presentation [PowerPoint slides]. Publisher. URL For multiple authors, separate their names with commas, using an ampersand before the last author's name. For example: **Example**: Aarons, J. (2012, May 4). Electricity and magnetism [PowerPoint slides]. SlideShare. [URL] Parenthetical in-text citation: (Author's Last Name, Year) Narrative in-text citation: Author's Last Name (Year) If citing specific content from a slide, include the slide number, like so: (Author's Last Name, Year, Slide Number). If the slides are not publicly accessible, treat them as personal communication. In MLA format, the reference list entry is formatted as follows: **MLA Reference List**: ** Author's Last Name, First Name. "Title of the Presentation." Website, Day Month Year, URL. Medium. For example: **Example**: Aarons, James. "Electricity and Magnetism." SlideShare. 4 May 2012. [URL]. Slideshow. Parenthetical in-text citation: (Author's Last Name) Prose in-text citation: Author's Last Name Again, if citing specific slide content, include the slide number in the citation (Author's Last Name, Slide Number). For in-text citations of PowerPoint presentations, gather the essential details such as the author's name(s), the presentation title, and the publication date and location.

This will ensure your citations are accurate and complete. Incorporating the keyword 'AMA citation for PowerPoint', it's important to note that while AMA style typically applies to medical papers, the principles of citing a PowerPoint presentation remain similar across different citation styles. The focus is on providing clear, concise information that allows readers to locate the source material easily. When creating a PowerPoint presentation, it's essential to properly cite your sources to give credit to the original authors and maintain academic integrity. The AMA (American Medical Association) citation style is commonly used in medical and scientific papers. To cite sources in your PowerPoint slides using AMA format, you should include the author's surname and the publication year within parentheses. For instance, an AMA in-text citation would appear as (Dhanalakshmi, 2004). In contrast, if you're adhering to MLA (Modern Language Association) guidelines, which are often used in the humanities, you would only need to include the author's surname in parentheses, like so: (Dhanalakshmi). Remember, the key to a well-received presentation is not only the content but also the respect for intellectual property, which is demonstrated through proper citation. By following these citation guidelines, you ensure that your presentation is both informative and ethical.