


☐

I'm not robot


reCAPTCHA

I am not robot!

What are the three basic rules of gun safety. 10 rules of gun safety printable. 4 rules of gun safety printable. 7 rules gun safety. 5 gun safety rules. Four rules of gun safety printable. Printable 4 rules of gun safety poster.

When handling firearms, prioritizing safety is essential, whether at a shooting range or elsewhere. The following four primary rules for firearm safety are crucial for ensuring responsible handling and storage: 1. **Muzzle Direction Control**: Always point the firearm's muzzle in a direction where an accidental discharge would not cause harm. Consider potential bullet paths, including ricochets and penetration through surfaces. The muzzle should never be directed at anything other than the intended target. 2. **Firearm Status Awareness**: Treat every firearm as if it is loaded. Load firearms only when ready to use them on a range or in a designated shooting area. Always verify that the chamber, receiver, and magazine are free of ammunition when you pick up or pass a firearm to someone else. 3. **Trigger Discipline**: Your finger should only contact the firearm's trigger when you are prepared to fire. Avoid touching the trigger during loading and unloading processes, and ensure the safety is fully engaged when the firearm is not in use. 4. **Target and Beyond**: Before firing, be certain of your target and what lies beyond it. Ensure that your shot will not pose a risk to others or cause unintended damage. These guidelines serve as a foundation for safe firearm practices and are especially important for instructing new shooters. Supervision is key for those unfamiliar with firearms, and adherence to these rules can prevent accidents and promote a culture of safety.

For those seeking a comprehensive guide on firearm safety, a **gun safety rules printable** can serve as a valuable resource. This document provides clear and accessible information for educational purposes. Remember, consistent application of these safety measures is the responsibility of every gun owner and user. Understanding the range of different firearms is crucial for safety. A .22 short bullet can cover over 1 1/4 miles, while a high-velocity .30-06 cartridge's bullet may exceed three miles. Shotgun pellets have a reach of 500 yards, and slugs can travel beyond half a mile. It's important to consider the potential distance a bullet could ever if it misses the target or deflects. Adhering to established safety guidelines and cultivating responsible shooting practices are essential. For further resources, new shooters can visit nssf.org/share-your-shotgun. Firearm safety is a critical responsibility for every gun user. A loaded firearm, particularly a shotgun, is extremely dangerous. Therefore, strict adherence to gun safety rules is non-negotiable. Despite shooting's strong safety track record, maintaining this standard depends on each individual's commitment to responsible practices. Instructors may demonstrate the power of a shotgun cartridge by shooting a watermelon, showing the impact even at short distances. This visual lesson emphasizes the importance of the following safety rules: ****1. Vigilance****: Always be aware of your surroundings and the position of other shooters, as their unexpected movements could intersect with your line of fire. ****2. Chamber Checks****: Whenever you receive a firearm, ensure it's open and check that the chambers are empty and the barrels are clear, regardless of previous assurances. ****3. Assume Loaded****: Treat every gun as if it were loaded, as the only guaranteed safe firearm is an unloaded one. ****4. Open and Unloaded****: Keep your firearm open and unloaded when not in use, especially on a shooting ground. Load only when you're ready to shoot, aiming in the safe direction of the firing zone. ****5. Stay Focused****: Avoid turning around with a loaded gun after firing. This common error can lead to dangerous situations. For those looking to reinforce these principles, **gun safety rules printable** materials are available to provide a constant reminder of the importance of safe firearm handling. Ensuring firearm safety is paramount, and adhering to these guidelines is essential for preventing accidents and promoting responsible shooting practices. This includes keeping the firearm pointed away from yourself and others, especially at sensitive areas such as the groin, to avoid causing undue distress or harm. ****Firearm Handling Guidelines****: ****1. Open Action****: Always keep over-and-under and side-by-side shotguns with their actions open while on shooting grounds, except when stored in their cases. ****2. Unloading****: Never leave cartridges in a firearm when not in use. For added safety, open the action as you remove the firearm from its case, ensuring the muzzle points downward. ****3. Visual Safety Indicators****: For semi-automatic and pump-action firearms, which may not visibly indicate if they're loaded, consider using a brightly colored tag inserted into the breech to show the gun is unloaded. ****4. Transporting Firearms****: When moving between shooting stations, carry your firearm unloaded in its case. If not in a case, keep the action open. ****5. Pointing Firearms****: The fundamental rule of firearm safety is to never point the muzzle at anything you do not intend to shoot. This applies to all situations, including loading, unloading, and even when practicing with an unloaded gun. ****The Four Primary Rules of Firearm Safety****: ****1. Muzzle Direction****: Always ensure the muzzle points in a direction where an accidental discharge cannot cause injury. Consider potential ricochets and the ability of bullets to penetrate surfaces when determining a safe direction. By following these guidelines and incorporating the keyword 'gun safety rules printable', individuals can foster a secure environment for themselves and others. Remember that safety is a personal responsibility and the cornerstone of responsible firearm handling. Maintaining constant awareness of your firearm's muzzle direction is essential. Always ensure it points safely, even during unexpected movements. This is a personal responsibility that you must manage. ****1. Control the Muzzle**: Always ensure the muzzle is pointed in a safe direction, away from yourself and others, especially in a secure environment. ****2. Assume Loaded**: Always assume a firearm is loaded, regardless of previous assurances. ****3. Chamber Checks**: Always check the chamber and magazine before handling a firearm. ****4. Trigger Discipline**: Keep the trigger finger off the trigger until you are ready to fire. ****5. Target and Beyond**: Always ensure you know what is behind your target. ****6. Unload Immediately**: Unload your firearm immediately after use and before entering a vehicle or building. Always check that the firearm is unloaded when handling it over or removing it from a secure area. ****7. Mechanical Safeties**: Always handle firearms as if they could discharge at any moment. Mechanical safeties are not foolproof and should not replace careful handling. Do not rely on the gun's safety to prevent discharge; instead, avoid touching the trigger until you are ready to fire. Ensure the safety is engaged when not shooting. ****8. Ownership Responsibility**: Remember it's not a substitute for responsible handling. For those seeking a comprehensive guide on firearm safety, a **gun safety rules printable** can serve as a valuable resource. It offers clear instructions and reminders to ensure safe handling and storage of firearms, contributing to the prevention of accidents and injuries. Remember, responsible gun ownership starts with adhering to fundamental safety practices. To ensure firearm safety, always engage the safety mechanism until you're prepared to shoot. A firearm can discharge from an impact, even if the trigger isn't directly engaged, such as if the firearm is dropped. Therefore, never rely solely on the safety feature; your adherence to safe handling practices is the primary safeguard. ****4. Verify Your Target and Beyond**: Before firing, confirm your target and what lies beyond it. A bullet cannot be retrieved once fired, and it's your responsibility to ensure it doesn't cause unintended harm. Understand that bullets can travel substantial distances, potentially causing damage beyond your intended target. ****5. Select the Appropriate Ammunition**: Using the correct ammunition for your firearm is crucial. Always consult the firearm's manual and ammunition packaging for guidance. Incorrect ammunition can damage your firearm and lead to injury. ****6. Verify Ammunition**: Each time you load, verify that the ammunition matches your firearm's specifications. For a comprehensive guide on gun safety, including a printable version of gun safety rules, visit our dedicated section on firearm safety. This guide is essential for anyone who handles firearms and wishes to maintain a safe environment. Firearms must be used with care, and applying solvents to ammunition, or using it in over-lubricated firearms, can lead to poor performance and risks to both the firearm and the user. It's important to inspect each cartridge before use, as compromised ammunition is not worth the savings compared to the risks involved. In instances where a gun does not fire, maintain safety by pointing the muzzle in a secure direction and keeping clear of the breech. Open the action cautiously, remove the firearm's load, and safely discharge the cartridge. Remember, a loaded chamber means the gun is ready to fire, even if a previous attempt failed. To prevent accidental discharge, always follow the primary rule of gun safety and control the direction of the muzzle. When in areas with poor ventilation, such as during the discharge of firearms, cleaning, or handling ammunition, ensure proper air flow to avoid exposure to harmful substances like lead. Always clean your hands after such activities. For protection during shooting activities, it is essential to wear eye and ear gear.

concealedcarrycommunity.com

THE 4 RULES OF GUN SAFETY

RULE #1

 Treat every gun as if it is loaded...always

RULE #2

 Never point the gun at anything you are not willing to destroy

RULE #3

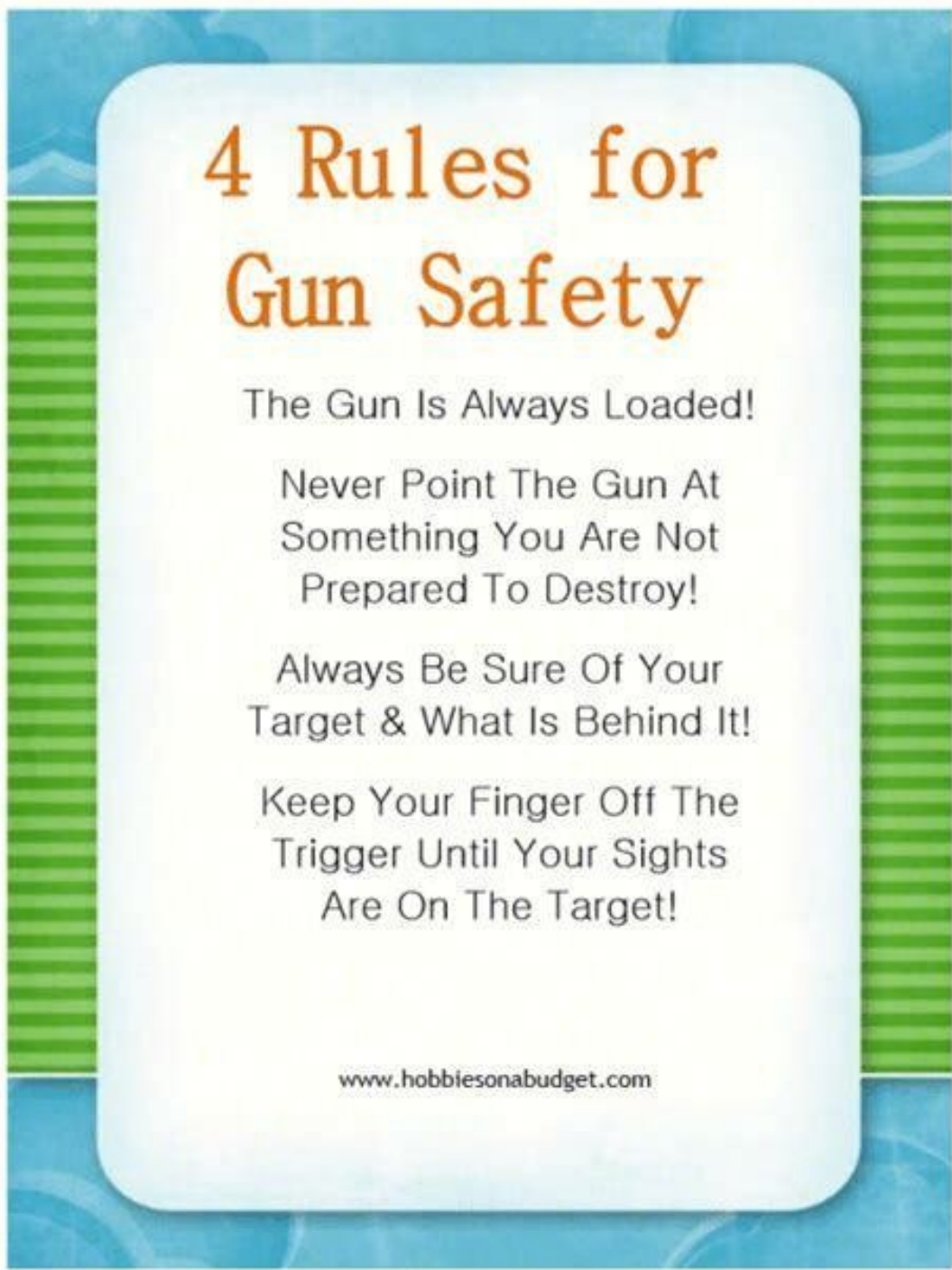
 Keep your finger off the trigger until your sights are on target

RULE #4

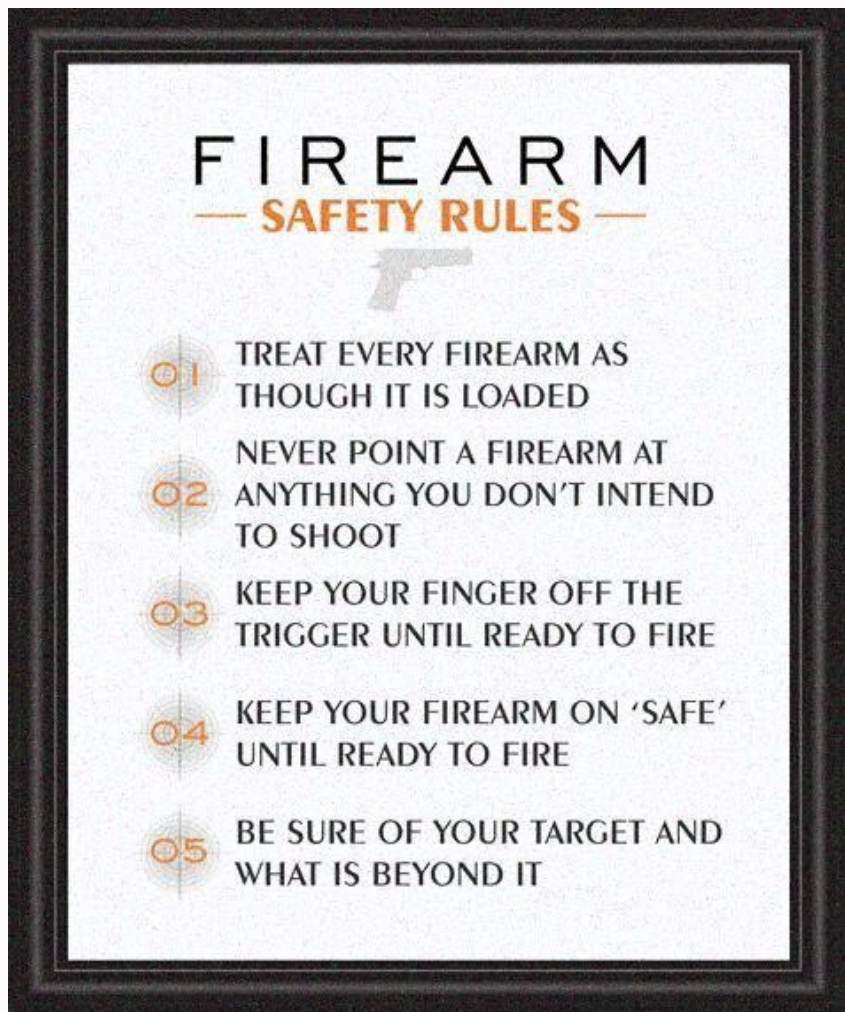
 Be sure of your target and what is beyond it

Four rules of gun safety printable. Printable 4 rules of gun safety poster.

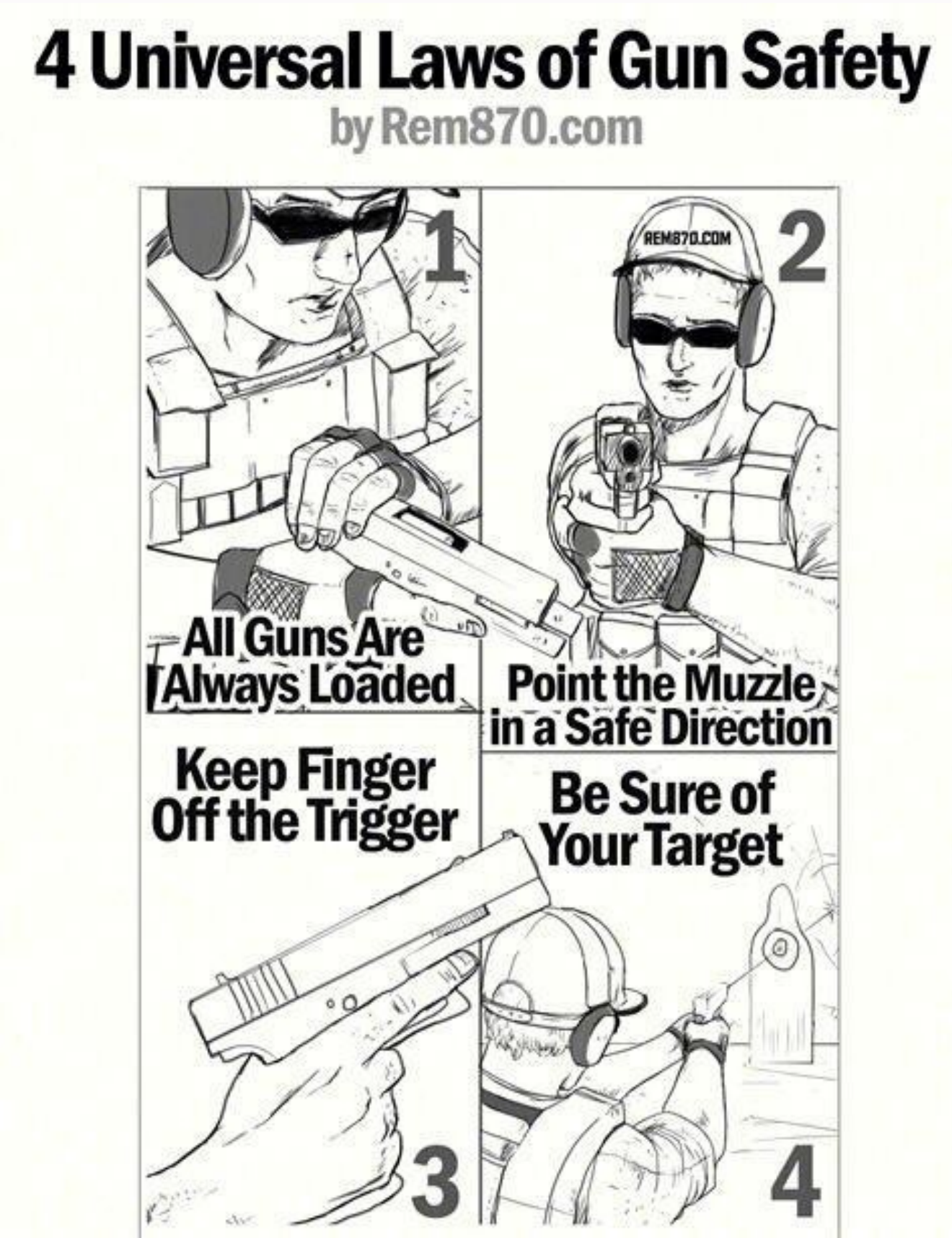
When handling firearms, prioritizing safety is essential, whether at a shooting range or elsewhere. The following four primary rules for firearm safety are crucial for ensuring responsible handling and storage: 1. **Muzzle Direction Control**: Always point the firearm's muzzle in a direction where an accidental discharge would not cause harm. Consider potential bullet paths, including ricochets and penetration through surfaces. The muzzle should never be directed at anything other than the intended target. 2. **Firearm Status Awareness**: Treat every firearm as if it is loaded. Load firearms only when ready to use them on a range or in a designated shooting area. Always verify that the chamber, receiver, and magazine are free of ammunition when you pick up or pass a firearm to someone else. 3.



Muzzle Direction Control: Always point the firearm's muzzle in a direction where an accidental discharge would not cause harm. Consider potential bullet paths, including ricochets and penetration through surfaces. The muzzle should never be directed at anything other than the intended target. 2. **Firearm Status Awareness**: Treat every firearm as if it is loaded. Load firearms only when ready to use them on a range or in a designated shooting area.



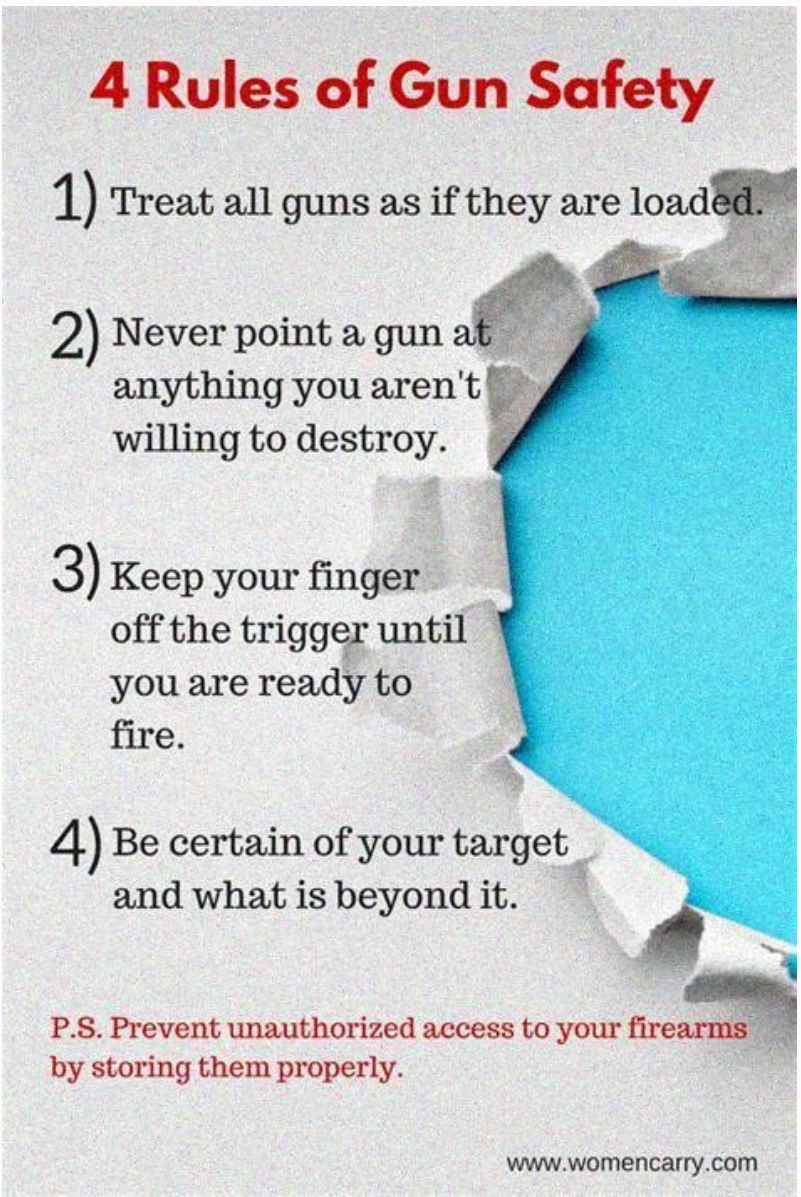
Muzzle Direction Control: Always point the firearm's muzzle in a direction where an accidental discharge would not cause harm. Consider potential bullet paths, including ricochets and penetration through surfaces. The muzzle should never be directed at anything other than the intended target. 2. **Firearm Status Awareness**: Treat every firearm as if it is loaded. Load firearms only when ready to use them on a range or in a designated shooting area.



Muzzle Direction Control: Always point the firearm's muzzle in a direction where an accidental discharge would not cause harm. Consider potential bullet paths, including ricochets and penetration through surfaces. The muzzle should never be directed at anything other than the intended target. 2. **Firearm Status Awareness**: Treat every firearm as if it is loaded. Load firearms only when ready to use them on a range or in a designated shooting area. 3. **Trigger Discipline**: Your finger should only contact the firearm's trigger when you are prepared to fire. Avoid touching the trigger during loading and unloading processes, and ensure the safety is fully engaged when the firearm is not in use.

4. **Target and Beyond**: Before firing, be certain of your target and what lies beyond it. Ensure that your shot will not pose a risk to others or cause unintended damage. These guidelines serve as a foundation for safe firearm practices and are especially important for instructing new shooters. Supervision is key to those unfamiliar with firearms, and adherence to these rules can prevent accidents and promote a culture of safety. For those seeking a 'gun safety rules printable,' these summarized points can be formatted into a clear and accessible document for educational purposes. Remember, consistent application of these safety measures is the responsibility of every gun owner and user.

Understanding the range of different firearms is crucial for safety. A .22 short bullet can cover over 1 1/4 miles, while a high-velocity .30-06 cartridge's bullet may exceed three miles. Shotgun pellets have a reach of 500 yards, and slugs can travel beyond half a mile. It's important to consider the potential distance a bullet could cover if it misses the target or deflects. Adhering to established safety guidelines and cultivating responsible shooting practices are essential. For further resources, new shooters can visit nssf.org/share-center. Firearm safety is a critical responsibility for every gun user. A loaded firearm, particularly a shotgun, is extremely dangerous. Therefore, strict adherence to gun safety rules is non-negotiable. Despite shooting's strong safety track record, maintaining this standard depends on each individual's commitment to responsible practices. Instructors may demonstrate the power of a shotgun cartridge by shooting a watermelon, showing the impact even at short distances. This visual lesson emphasizes the importance of the following safety rules: 1. **Vigilance**: Always be aware of your surroundings and the position of other shooters, as their unexpected movements could intersect with your line of fire. 2. **Chamber Checks**: Whenever you receive a firearm, ensure it's open and check that the chambers are empty and the barrels are clear, regardless of previous assurances. 3. **Assume Loaded**: Treat every gun as if it were loaded, as the only guaranteed safe firearm is an unloaded one. 4. **Open and Unloaded**: Keep your firearm open and unloaded when not in use, especially on a shooting ground. Load only when you're ready to shoot, aiming in the safe direction of the firing zone. 5. **Stay Focused**: Avoid turning around with a loaded gun after firing. This common error can lead to dangerous situations. For those looking to reinforce these principles, 'gun safety rules printable' materials are available to provide a constant reminder of the importance of safe firearm handling. Ensuring firearm safety is paramount, and adhering to established safety protocols can prevent unintended injuries. When handling firearms, particularly in a shooting range environment, it's essential to maintain a consistent safety posture. This includes keeping the firearm pointed away from yourself and others, especially at sensitive areas such as the groin, to avoid causing undue distress or harm. **Firearm Handling Guidelines**: 1. **Open Action**: Always keep over-and-under and side-by-side shotguns with their actions open while on shooting grounds, except when stored in their cases. 2. **Unloading**: Never leave cartridges in a firearm when not in use. For added safety, open the action as you remove the firearm from its case, ensuring the muzzle points downward. 3. **Visual Safety Indicators**: For semi-automatic and pump-action firearms, which may not visibly indicate if they're loaded, consider using a brightly colored tag inserted into the breech to show the gun is unloaded. 4. **Transporting Firearms**: When moving between shooting stations, carry your firearm unloaded in its case. If not in a case, keep the action open. 5. **Pointing Firearms**: The fundamental rule of firearm safety is to never point the muzzle at anything you do not intend to shoot. This applies to all situations, including loading, unloading, and even when practicing with an unloaded gun. **The Four Primary Rules of Firearm Safety**: 1. **Muzzle Direction**: Always ensure the muzzle points in a direction where an accidental discharge cannot cause injury. Consider potential ricochets and the ability of bullets to penetrate surfaces when determining a safe direction. By following these guidelines and incorporating the keyword 'gun safety rules printable,' individuals can foster a secure environment for themselves and others. It's crucial to remember that safety is a personal responsibility and the cornerstone of responsible firearm handling. Maintaining constant awareness of your firearm's muzzle direction is essential. Always ensure it points safely, even during unexpected movements. This is a personal responsibility that you must manage. 1. **Control the Muzzle Direction**: Always be aware of where your gun's muzzle is pointing. Ensure it's directed safely, particularly if you stumble or fall. You are solely responsible for controlling its direction. 2. **Unload Firearms When Not in Use**: Load guns only when ready to use them on the range or in the field. Store firearms and ammunition separately in a secure location to prevent unauthorized access. Unload your firearm immediately after use and before entering any vehicle or building. Always check that the firearm is unloaded when handing it over or receiving it, keeping the action open as a sign of an experienced handler. Do not undertake any activity that could compromise safety with a loaded gun. 3. **The Limitations of Mechanical Safeties**: Always handle firearms as if they could discharge at any moment. Mechanical safeties are not foolproof and should not replace careful handling. Do not rely on the safety to prevent discharge; instead, avoid touching the trigger until you are ready to fire. Ensure the safety is engaged when not shooting, but remember it's not a substitute for responsible handling. For those seeking a comprehensive guide on firearm safety, a 'gun safety rules printable' can serve as a valuable resource. It offers clear instructions and reminders to ensure safe handling and storage of firearms, contributing to the prevention of accidents and injuries. Remember, responsible gun ownership starts with adhering to fundamental safety practices. To ensure firearm safety, always engage the safety mechanism until you're prepared to shoot. A firearm can discharge from an impact, even if the trigger isn't directly engaged, such as if the firearm is dropped. Therefore, never rely solely on the safety feature; your adherence to safe handling practices is the primary safeguard. 4. **Verify Your Target and Beyond**: Before firing, confirm your target and what lies beyond it. A bullet cannot be retrieved once fired, and it's your responsibility to ensure it doesn't cause unintended harm. Understand that bullets can travel significant distances, potentially causing damage beyond your intended target. 5. **Select the Appropriate Ammunition**: Using the correct ammunition for your firearm is crucial. Always consult the firearm's manual and ammunition packaging for guidance. Incorrect ammunition can damage your firearm and lead to injury. Each time you load, verify that the ammunition matches your firearm's specifications.



The following four primary rules for firearm safety are crucial for ensuring responsible handling and storage: 1. **Muzzle Direction Control**: Always point the firearm's muzzle in a direction where an accidental discharge would not cause harm. Consider potential bullet paths, including ricochets and penetration through surfaces. The muzzle should never be directed at anything other than the intended target. 2. **Firearm Status Awareness**: Treat every firearm as if it is loaded. Load firearms only when ready to use them on a range or in a designated shooting area. Always verify that the chamber, receiver, and magazine are free of ammunition when you pick up or pass a firearm to someone else. 3. **Trigger Discipline**: Your finger should only contact the firearm's trigger when you are prepared to fire. Avoid touching the trigger during loading and unloading processes, and ensure the safety is fully engaged when the firearm is not in use. 4. **Target and Beyond**: Before firing, be certain of your target and what lies beyond it. Ensure that your shot will not pose a risk to others or cause unintended damage. These guidelines serve as a foundation for safe firearm practices and are especially important for instructing new shooters. Supervision is key for those unfamiliar with firearms, and adherence to these rules can prevent accidents and promote a culture of safety. For those seeking a 'gun safety rules printable,' these summarized points can be formatted into a clear and accessible document for educational purposes. Remember, consistent application of these safety measures is the responsibility of every gun owner and user. Understanding the range of different firearms is crucial for safety. A .22 short bullet can cover over 1 1/4 miles, while a high-velocity .30-06 cartridge's bullet may exceed three miles. Shotgun pellets have a reach of 500 yards, and slugs can travel beyond half a mile. It's important to consider the potential distance a bullet could cover if it misses the target or deflects. Adhering to established safety guidelines and cultivating responsible shooting practices are essential. For further resources, new shooters can visit nssf.org/share-center. Firearm safety is a critical responsibility for every gun user. A loaded firearm, particularly a shotgun, is extremely dangerous. Therefore, strict adherence to gun safety rules is non-negotiable. Despite shooting's strong safety track record, maintaining this standard depends on each individual's commitment to responsible practices. Instructors may demonstrate the power of a shotgun cartridge by shooting a watermelon, showing the impact even at short distances. This visual lesson emphasizes the importance of the following safety rules: 1. **Vigilance**: Always be aware of your surroundings and the position of other shooters, as their unexpected movements could intersect with your line of fire. 2. **Chamber Checks**: Whenever you receive a firearm, ensure it's open and check that the chambers are empty and the barrels are clear, regardless of previous assurances. 3. **Assume Loaded**: Treat every gun as if it were loaded, as the only guaranteed safe firearm is an unloaded one. 4. **Open and Unloaded**: Keep your firearm open and unloaded when not in use, especially on a shooting ground. Load only when you're ready to shoot, aiming in the safe direction of the firing zone. 5. **Stay Focused**: Avoid turning around with a loaded gun after firing. This common error can lead to dangerous situations. For those looking to reinforce these principles, 'gun safety rules printable' materials are available to provide a constant reminder of the importance of safe firearm handling. Ensuring firearm safety is paramount, and adhering to established safety protocols can prevent unintended injuries. When handling firearms, particularly in a shooting range environment, it's essential to maintain a consistent safety posture. This includes keeping the firearm pointed away from yourself and others, especially at sensitive areas such as the groin, to avoid causing undue distress or harm. **Firearm Handling Guidelines**: 1. **Open Action**: Always keep over-and-under and side-by-side shotguns with their actions open while on shooting grounds, except when stored in their cases. 2. **Unloading**: Never leave cartridges in a firearm when not in use. For added safety, open the action as you remove the firearm from its case, ensuring the muzzle points downward. 3. **Visual Safety Indicators**: For semi-automatic and pump-action firearms, which may not visibly indicate if they're loaded, consider using a brightly colored tag inserted into the breech to show the gun is unloaded. 4. **Transporting Firearms**: When moving between shooting stations, carry your firearm unloaded in its case. If not in a case, keep the action open. 5. **Pointing Firearms**: The fundamental rule of firearm safety is to never point the muzzle at anything you do not intend to shoot. This applies to all situations, including loading, unloading, and even when practicing with an unloaded gun. **The Four Primary Rules of Firearm Safety**: 1. **Muzzle Direction**: Always ensure the muzzle points in a direction where an accidental discharge cannot cause injury. Consider potential ricochets and the ability of bullets to penetrate surfaces when determining a safe direction. By following these guidelines and incorporating the keyword 'gun safety rules printable,' individuals can foster a secure environment for themselves and others. It's crucial to remember that safety is a personal responsibility and the cornerstone of responsible firearm handling. Maintaining constant awareness of your firearm's muzzle direction is essential. Always ensure it points safely, even during unexpected movements. This is a personal responsibility that you must manage. 1. **Control the Muzzle Direction**: Always be aware of where your gun's muzzle is pointing. Ensure it's directed safely, particularly if you stumble or fall. You are solely responsible for controlling its direction. 2. **Unload Firearms When Not in Use**: Load guns only when ready to use them on the range or in the field. Store firearms and ammunition separately in a secure location to prevent unauthorized access. Unload your firearm immediately after use and before entering any vehicle or building. Always check that the firearm is unloaded when handing it over or receiving it, keeping the action open as a sign of an experienced handler. Do not undertake any activity that could compromise safety with a loaded gun. 3. **The Limitations of Mechanical Safeties**: Always handle firearms as if they could discharge at any moment. Mechanical safeties are not foolproof and should not replace careful handling. Do not rely on the safety to prevent discharge; instead, avoid touching the trigger until you are ready to fire. Ensure the safety is engaged when not shooting, but remember it's not a substitute for responsible handling. For those seeking a comprehensive guide on firearm safety, a 'gun safety rules printable' can serve as a valuable resource. It offers clear instructions and reminders to ensure safe handling and storage of firearms, contributing to the prevention of accidents and injuries. Remember, responsible gun ownership starts with adhering to fundamental safety practices. To ensure firearm safety, always engage the safety mechanism until you're prepared to shoot. A firearm can discharge from an impact, even if the trigger isn't directly engaged, such as if the firearm is dropped. Therefore, never rely solely on the safety feature; your adherence to safe handling practices is the primary safeguard. 4. **Verify Your Target and Beyond**: Before firing, confirm your target and what lies beyond it. A bullet cannot be retrieved once fired, and it's your responsibility to ensure it doesn't cause unintended harm. Understand that bullets can travel significant distances, potentially causing damage beyond your intended target. 5. **Select the Appropriate Ammunition**: Using the correct ammunition for your firearm is crucial. Always consult the firearm's manual and ammunition packaging for guidance. Incorrect ammunition can damage your firearm and lead to injury. Each time you load, verify that the ammunition matches your firearm's specifications. For a comprehensive guide on gun safety, including a printable version of gun safety rules, visit our dedicated section on firearm safety. This guide is essential for anyone who handles firearms and wishes to maintain a safe environment. Firearms must be used with ammunition that meets the standards of factory-loaded specifications. Using handloaded or reloaded ammunition that deviates from these standards or recommended components can be hazardous, leading to gun damage and potential injury. Avoid using reloads with unknown components or ammunition that has been exposed to water. Oiling or applying solvents to ammunition, or using it in over-lubricated firearms, can lead to poor performance and risks to both the firearm and the user. It's important to inspect each cartridge before use, as compromised ammunition is not worth the savings compared to the risks involved. In instances where a gun does not fire, maintain safety by pointing the muzzle in a secure direction and keeping clear of the breech. Open the action cautiously, remove the firearm's load, and safely discard the cartridge. Remember, a loaded chamber means the gun is ready to fire, even if a previous attempt failed. To prevent accidental discharge, always follow the primary rule of gun safety and control the direction of the muzzle. When in areas with poor ventilation, such as during the discharge of firearms, cleaning, or handling ammunition, ensure proper air flow to avoid exposure to harmful substances like lead. Always clean your hands after such activities. For protection during shooting activities, it is essential to wear eye and ear gear. Shooting glasses protect against various hazards, and hearing protection is crucial to prevent damage from shooting noise. Additionally, using eye protection during gun maintenance can safeguard against unexpected contact with springs, parts under tension, solvents, or other materials. Incorporating the keyword 'gun safety rules printable,' this text emphasizes the importance of adhering to established safety practices when handling firearms and ammunition. It is advisable for individuals to have access to a printable set of gun safety rules for easy reference and to ensure these guidelines are followed consistently. Ensuring your personal safety is paramount when engaging in shooting activities. Protective gear for your ears and eyes not only safeguards your health but also enhances your shooting experience. **Always verify that your firearm's barrel is free from any obstructions before loading**. This includes checking for any foreign substances like mud, snow, or excess oil, which could lead to dangerous pressure increases and potential harm. Regularly cleaning the bore and using a cleaning rod to check for blockages is a good practice. If you notice an unusual sound or recoil when firing, stop immediately to inspect for any lodged obstructions or projectiles. A common oversight is loading a smaller gauge cartridge into a larger gauge firearm, which can act as an obstruction and cause severe damage. Careful attention to each cartridge you load can prevent such mishaps. **Modifying your firearm is ill-advised**. Firearms are intricate devices best left as designed by their manufacturers. Alterations can compromise safety, invalidate warranties, and potentially harm you or others. Instead, ensure regular maintenance and servicing by professionals. Familiarize yourself with the specific mechanical and handling characteristics of the firearm you're using, as they can vary significantly between different models. For those seeking to print a guide on gun safety, incorporating these rules can be beneficial. Remember, responsible gun ownership and handling are the foundations of a safe shooting environment. By following these guidelines, you can maintain a safe and enjoyable shooting practice. For a comprehensive list of **gun safety rules printable**, always refer to trusted and authoritative sources. Before using any firearm, it's essential to become fully acquainted with the specific model and its safe operation. This includes understanding the proper procedures for loading, unloading, and handling the firearm. For instance, it's often advised to carry handguns with the hammer resting on an empty chamber, especially in the case of older single-action revolvers and some newer models. Always consult the firearm's instruction manual, or if it's lost, request a replacement from the manufacturer. Owning a firearm requires constant vigilance and responsibility. It's crucial to have a comprehensive knowledge of your firearm's features and how to handle and store it securely. Remember, no firearm is completely infallible. Activities like hunting and target shooting are relatively safe, and adhering to fundamental gun safety rules can enhance their safety. These guidelines serve as a reminder that safety begins with you. Participating in hunter safety or firearm safety courses is a proactive step towards responsible ownership. Emphasize the importance of safety to new shooters and supervise them closely. If you witness unsafe firearm handling, it's your duty to advocate for adherence to established safety practices. By following these safety protocols and fostering safe shooting habits, you contribute to a culture of firearm safety. The responsibility lies with each individual to ensure safety is never compromised. For those seeking a comprehensive guide on gun safety, a **gun safety rules printable** can be a valuable resource to reinforce these principles.