
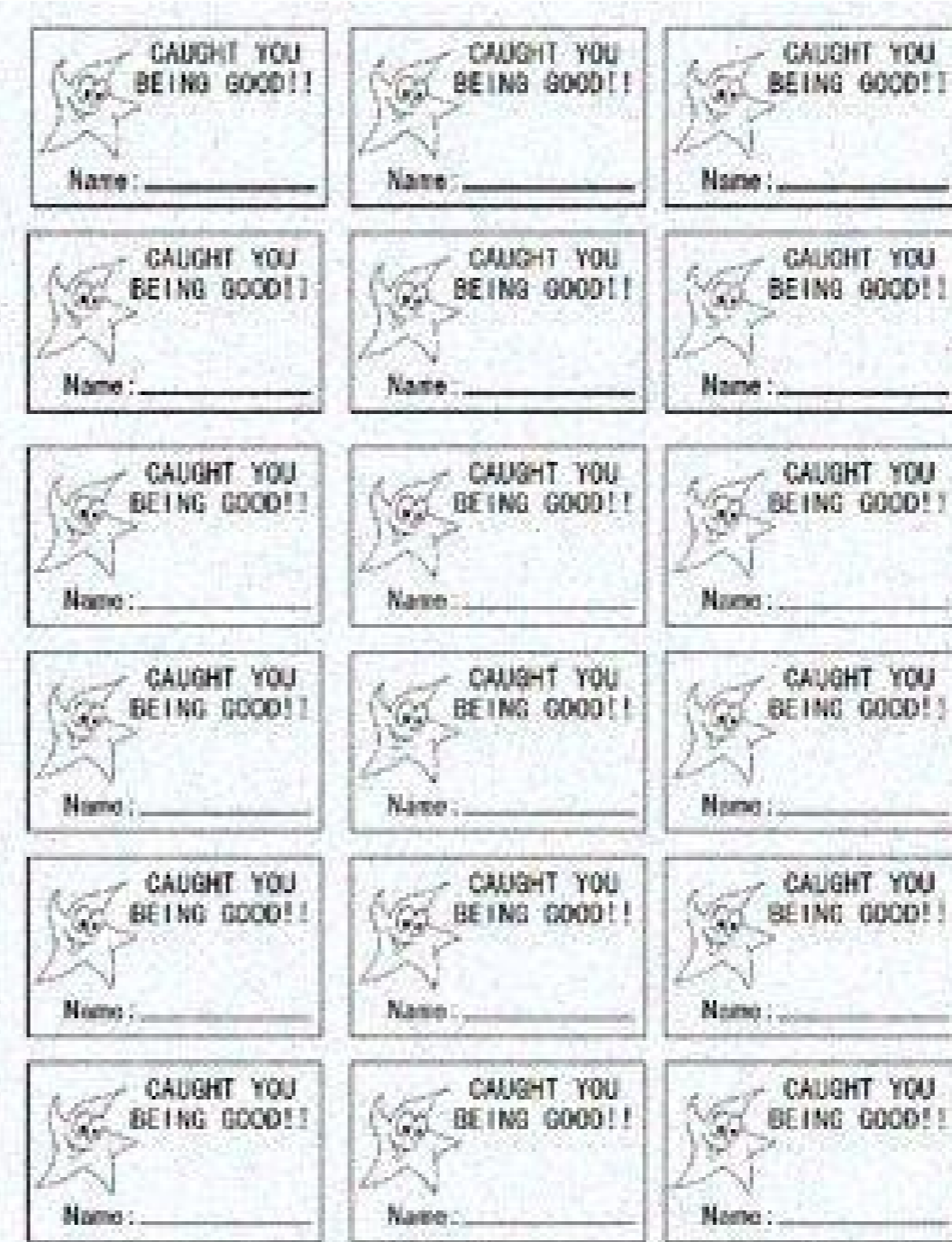


I'm not robot  reCAPTCHA

I am not robot!

Printable reward tickets. Free printable reward tickets for students. [topibo](#) Printable reward ticket template.



Free printable reward tickets for kids. [mayofozuzati](#) Free printable classroom reward tickets.


Encourage good behavior by rewarding the good with encouraging reward tickets for kids + a simple golden ticket option! When kids live in a world where it feels like they are rewarded for simply existing, it can be hard to find a good balance where we can reward their good behavior and it actually means something. Believe it or not but all children need a little recognition and compassion thrown their way from time to time — just like we adults do. However, finding a way to promote that good behavior in today's society can be extremely tricky! After many years of working with special needs children, hard-to-handle tots, and even well-mannered little ones in both the brick-and-mortar classroom setting & church, I always come back to the same conclusion regarding behavior. Kids like rewards. If I'm being completely honest, adults do too. It's human nature, you guys! With that said, finding a balance between rewarding the good, and not over-rewarding is key. Sometimes when it comes to rewarding children's good behavior we can actually create a nasty habit by encouraging children to simply act good to gain a reward, instead of focusing on building their character. Character and behavior are not the same thing. That's why being consistent and only honoring the most genuine good behavior is important! Why I Created Reward Tickets Much like everything else in my free printables library, I created these simple reward tickets for my own sweet kiddo. Summer can be a difficult time for my youngest — and by difficult I mean she loves it, almost too much! Because of that love, she struggles with her priorities over the summer months and it drives this mama up a wall! Between friends, playing outside, gymnastics, painting, and playing with her dolls she tends to toss her school lessons and chores on the back burner. So, this summer we have developed a new system in our home, and these reward tickets will play a small role in that. How to Use Reward Tickets While I've already created a separate discipline-based system that has been motivating her to complete her schoolwork earlier in the week. There has still been a little struggle with forgetfulness in the chores department. This is where our golden tickets come in! I intend to use these simple reward tickets randomly throughout our week when I catch this kiddo doing a chore without being told, nagged, or reminded. With that said, my daughter is on the older side and I firmly believe there is good in doing work without recognition as well. This is why I will be sure to use discretion and only utilize these reward tickets on occasion throughout the summer months. My goal here is to promote good habit-making, productivity before play, and work ethic — not to encourage my kiddo to work for a reward. If you aren't sure how to use rewards in your home, consider one of these options! Pair golden tickets with goal-oriented summer projects like our reading challenge. Use them to help reach goals in your homeschool. Create a chore reward system (this is our go-to)! Hand them out after good behavior while out/on car rides! If you plan on using reward tickets in your homeschool, for summer productivity, or in the classroom, try one of these simple methods! Pick a behavior that needs working on and encourage your children to earn the tickets. Hand tickets out at random, without telling your children when or how they can earn them. Let children collect & turn in their stash of tickets with a store of prizes, cash, & treats. Save up for something specific or big like a movie date with Mom or a new toy. Free Printable Reward Tickets While I originally created these reward tickets for my 10-year-old daughter, I knew I wanted to create a slight variation to help meet the needs of other struggling mamas. That's why I created 4 types of tickets. First, I created the original reward tickets. These tickets are perfect for collecting and saving to spend for a specific purpose or for using with a treasure chest. Second, I created immediate reward tickets. These tickets are designed to be used when (or shortly after) they are earned — kiddos can earn simple things like a scoop of ice cream or a dollar! Third, I created the empty reward tickets. These tickets are a fine mixture of everything above! The empty reward tickets are a blank slate and can easily be used in any way you desire! They are perfect for classroom settings, unique immediate rewards, and reaching specific goals. Lastly, I created the mega tickets. These babies are perfect for those over-the-top moments when big goals have been met or your child's behavior has been darn near perfect and you just want to show them you've noticed! They are much larger than the other 3 ticket choices, making them a big deal. Bonus Golden Tickets While the regular reward tickets are great and fully serve their purpose, I totally had to take things up a notch and give you guys some bonus golden tickets! These golden tickets are absolutely perfect for teachers, themed events, and at-home use. Use them in one of the ways mentioned above, or come up with your own unique golden ticket use. Ready to get your free printable reward tickets for kids? Sign up for our newsletter below! Enjoy this free printable? Share it on social media today! Share! Tweet LinkedIn Reddit Pocket Yummly Tumblr Email We all sometimes need to be encouraged at work.



Sign up for our newsletter below! Enjoy this free printable?


Ranger Rewards TICKET	Ranger Rewards TICKET	Ranger Rewards TICKET	Ranger Rewards TICKET
Ranger Rewards TICKET	Ranger Rewards TICKET	Ranger Rewards TICKET	Ranger Rewards TICKET
Ranger Rewards TICKET	Ranger Rewards TICKET	Ranger Rewards TICKET	Ranger Rewards TICKET
Ranger Rewards TICKET	Ranger Rewards TICKET	Ranger Rewards TICKET	Ranger Rewards TICKET
Ranger Rewards TICKET	Ranger Rewards TICKET	Ranger Rewards TICKET	Ranger Rewards TICKET
Ranger Rewards TICKET	Ranger Rewards TICKET	Ranger Rewards TICKET	Ranger Rewards TICKET
Ranger Rewards TICKET	Ranger Rewards TICKET	Ranger Rewards TICKET	Ranger Rewards TICKET
Ranger Rewards TICKET	Ranger Rewards TICKET	Ranger Rewards TICKET	Ranger Rewards TICKET
Ranger Rewards TICKET	Ranger Rewards TICKET	Ranger Rewards TICKET	Ranger Rewards TICKET
Ranger Rewards TICKET	Ranger Rewards TICKET	Ranger Rewards TICKET	Ranger Rewards TICKET

It's human nature, you guys! With that said, finding a balance between rewarding the good, and not over-rewarding is key. Sometimes when it comes to rewarding children's good behavior we can actually create a nasty habit by encouraging children to simply act good to gain a reward, instead of focusing on building their character. Character and behavior are not the same thing. That's why being consistent and only honoring the most genuine good behavior is important. Why I Created Reward Tickets: Much like everything else in my free printables library, I created these simple reward tickets for my own sweet kiddo. Summer can be a difficult time for my youngest — and by difficult I mean she loves it, almost too much! Because of that love, she struggles with her priorities over the summer months and it drives this mama up a wall! Between friends, playing outside, gymnastics, painting, and playing with her dolls she tends to toss her school lessons and chores on the back burner. So, this summer we have developed a new system in our home, and these reward tickets will play a small role in that. How to Use Reward Tickets: While I've already created a separate discipline-based system that has been motivating her to complete her schoolwork earlier in the week, there has still been a little struggle with forgetfulness in the chores department. This is where our golden tickets come in! I intend to use these simple reward tickets randomly throughout our week when I catch this kiddo doing a chore without being told, nagged, or reminded. With that said, my daughter is on the older side and I firmly believe there is good in doing work without recognition as well. This is why I will be sure to use discretion and only utilize these reward tickets on occasion throughout the summer months. My goal here is to promote good habit-making, productivity before play, and work ethic — not to encourage my kiddo to work for a reward. If you aren't sure how to use rewards in your home, consider one of these options! Pair golden tickets with goal-oriented summer projects like our reading challenge. Use them to help reach goals in your homeschool. Create a chore reward system (this is our go-to!) Hand them out after good behavior while out on car rides. If you plan on using reward tickets in your homeschool, for summer productivity, or in the classroom, try one of these simple methods! Pick a behavior that needs working on and encourage your children to earn the tickets. Hand tickets out at random, without telling your children when or how they can earn them. Let children collect & turn in their stash of tickets with a store of prizes, cash, & treats. Save up for something specific or big like a movie date with Mom or a new toy. Free Printable Reward Tickets: While I originally created these reward tickets for my 10-year-old daughter, I knew I wanted to create a slight variation to help meet the needs of other struggling mamas. That's why I created 4 types of tickets. First, I created the original reward tickets. These tickets are perfect for collecting and saving to spend for a specific purpose or for using with a treasure chest. Second, I created immediate reward tickets. These tickets are designed to be used when (or shortly after) they are earned — kiddos can earn simple things like a scoop of ice cream or a dollar! Third, I created the empty reward tickets. These tickets are a fine mixture of everything above! The empty reward tickets are a blank slate and can easily be used in any way you desire! They are perfect for classroom settings, unique immediate rewards, and reaching specific goals. Lastly, I created the mega tickets. These babies are perfect for those over-the-top moments when big goals have been met or your child's behavior has been darn near perfect and you just want to show them you've noticed! They are much larger than the other 3 ticket choices, making them a big deal. Bonus Golden Tickets: While the regular reward tickets are great and fully serve their purpose, I totally had to take things up a notch and give you guys some bonus golden tickets! These golden tickets are absolutely perfect for teachers, themed events, and at-home use. Use them in one of the ways mentioned above, or come up with your own unique golden ticket use. Ready to get your free printable reward tickets for kids? Sign up for our newsletter below! Enjoy this free printable? Share it on social media today! Share 11 Tweet Link In Reddit Pocket Yummy Tumblr Email We all sometimes need to be encouraged at work. These fun, cheerful charts put in a place they can be seen can be the incentive children need to accomplish the goals set before them. Use the free printable reward charts that best inspire your child. This post will tell you when to use the charts, how to use them and ideas for rewards. Does your child like cats, dogs, bears, trains, spiders? What holiday is it this month? Is it a birthday month? I tried to think of what would make the reward charts even more fun and made many kinds so you can switch them up. Variety is always more fun! This post is part of How to Encourage Kids to do their School Work without Tears. Also look at Over 60 Ideas to Practice Spelling Words and How to keep your young children busy while homeschooling your older children. Follow my Parent Resources and Tips Pinterest Board for dozens of ideas from all around the web! I am constantly finding new things to add so there will be new things all the time! When a chore is done or day's chores are done After a good day of school or homework When the child does something kind When potty-training When they stay in their own bed all night Any time you are having a struggle and need an incentive Have the child circle one picture when a reward is given. There is also one page to add a sticker to or color in the star shape. Decide ahead of time whether a reward will be given at the end of a row or when the chart is filled. Make goals and rewards clear. We had a prize box that contained small treats of candy, toys or slips of paper with privileges written on them. Many families wouldn't want to add more small toys to the household or eat candy on a regular basis so tickets for extra privileges are great prizes for the box. [senabeweza](#) The prizes would be determined by what would be special to the child of course. If they hate doing errands, getting to do an errand with a parent would not be one to include but if there are several siblings and that would be one on one time and special, that would be a great one to include. Not having to make their bed the next day may be great incentive to do their work for a day. Off of a chore; maybe they could choose or write a specific chore on the ticket. Help guide in what would be fair—and where you are willing to pick up any slack. You may want to just do this ahead of time. Choose a meal Get to help with a meal Bake a treat Go on an errand with a parent Stay up later Choose a movie Candy Fun pens and pencils, erasers or other school supplies Stickers Small toys like Dollar Tree army men or animals, etc. Crafts Play-Doh Bubbles Jump rope Sidewalk chalk Marbles Bouncy balls Silly putty Fun hair clips, etc. Dollar bill (this was a popular one in our box so he could go buy his own prize at the Dollar Tree) I tried to think of a good variety of pictures for both boys and girls and for special holidays too to get started. If your child has something they just love that isn't here and it would be an incentive for them, let me know in the comments and I will try to find a picture and make a chart for them! Specific characters won't be easy because of copyright but general pictures should be possible. I will do my best! © These printables are free for personal, home and classroom use. This means you are welcome to print as many copies as you need for use with your own kids, personal classroom, etc. Please do not mass produce these. Please refer fellow teachers or friends to this website to print off their own copies for their use. There are 20 Free Reward Charts and you are welcome to one or all of them. If you don't want to print them all, this is what you do: When you hit the print button, you should get a pop-up page with options. [50 years of book godfather](#) It could also make you ask with a "3 dot" deal or a v to see more or even words that say "more options". One option will be whether you wish to print all of the pages or just some of them. You can type all or 1 or 1,3 or 3-5 or whatever pages you would like to print. Another option there is printing front and back if it is more than 1 page. Sometimes that is a great option and other times not. Make sure that is unchecked if you don't want the pictures on both sides of the paper. If you make it, play it or use it, let me know! Rate it and leave a comment below. I love hearing from you! Are you following me on Pinterest? I have been working very hard making new boards I think you will love and am adding dozens of new pins from all of the popular homeschooling websites! You can also follow me on my Facebook page, Loving Homeschool! I am adding pictures, links and much more than I would on the blog. If you love recipes, come follow my recipe group, Best Recipes you will Want to Make. You can also follow me on my Facebook page, Loving Homeschool! I am adding pictures, links and much more than I would on the blog.



Free printable classroom reward tickets.

Encourage good behavior by rewarding the good with encouraging reward tickets for kids + a simple golden ticket option! When kids live in a world where it feels like they are rewarded for simply existing, it can be hard to find a good balance where we can reward their good behavior and it actually means something. Believe it or not but all children need a little recognition and compassion thrown their way from time to time — just like we adults do. However, finding a way to promote that good behavior in today's society can be extremely tricky! After many years of working with special needs children, hard-to-handle tots, and even well-mannered little ones in both the brick-and-mortar classroom setting & church, I always come back to the same conclusion regarding behavior: Kids like rewards. If I'm being completely honest, adults do too. It's human nature, you guys! With that said, finding a balance between rewarding the good, and not over-rewarding is key. Sometimes when it comes to rewarding children's good behavior we can actually create a nasty habit by encouraging children to simply act good to gain a reward, instead of focusing on building their character. Character and behavior are not the same thing. That's why being consistent and only honoring the most genuine good behavior is important! Why I Created Reward Tickets Much like everything else in my free printables library, I created these simple reward tickets for my own sweet kiddo. Summer can be a difficult time for my youngest — and by difficult I mean she loves it, almost too much! Because of that love, she struggles with her priorities over the summer months and it drives this mama up a wall! Between friends, playing outside, gymnastics, painting, and playing with her dolls she tends to toss her school lessons and chores on the back burner. So, this summer we have developed a new system in our home, and these reward tickets will play a small role in that. How to Use Reward Tickets While I've already created a separate discipline-based system that has been motivating her to complete her schoolwork earlier in the week. There has still been a little struggle with forgetfulness in the chores department. This is where our golden tickets come in! I intend to use these simple reward tickets randomly throughout our week when I catch this kiddo doing a chore without being told, nagged, or reminded. With that said, my daughter is on the older side and I firmly believe there is good in doing work without recognition as well. This is why I will be sure to use discretion and only utilize these reward tickets on occasion throughout the summer months. My goal here is to promote good habit-making, productivity before play, and work ethic — not to encourage my kiddo to work for a reward. If you aren't sure how to use rewards in your home, consider one of these options! Pair golden tickets with goal-oriented summer projects like our reading challenge. Use them to help reach goals in your homeschool. Create a chore reward system (this is our go-to). Hand them out after good behavior while out/on car rides if you plan on using reward tickets in your homeschool, for summer productivity, or in the classroom, try one of these simple methods! Pick a behavior that needs working on and encourage your children to earn the tickets. Hand tickets out at random, without telling your children when or how they can earn them. Let children collect & turn in their stash of tickets with a store of prizes, cash, & treats. Save up for something specific or big like a movie date with Mom or a new toy. Free Printable Reward Tickets While I originally created these reward tickets for my 10-year-old daughter, I knew I wanted to create a slight variation to help meet the needs of other struggling mamas. That's why I created 4 types of tickets. First, I created the original reward tickets. These tickets are perfect for collecting and saving to spend for a specific purpose or for using with a treasure chest. Second, I created immediate reward tickets. These tickets are designed to be used when (or shortly after) they are earned — kiddos can earn simple things like a scoop of ice cream or a dollar! Third, I created the empty reward tickets. These tickets are a fine mixture of everything above! The empty reward tickets are a blank slate and can easily be used in any way you desire! They are perfect for classroom settings, unique immediate rewards, and reaching specific goals. Lastly, I created the mega tickets. These babies are perfect for those over-the-top moments when big goals have been met or your child's behavior has been darn near perfect and you just want to show them you've noticed! They are much larger than the other 3 ticket choices, making them a big deal. Bonus Golden Tickets While the regular reward tickets are great and fully serve their purpose, I totally had to take things up a notch and give you guys some bonus golden tickets! These golden tickets are absolutely perfect for teachers, themed events, and at-home use. Use them in one of the ways mentioned above, or come up with your own unique golden ticket use. Ready to get your free printable reward tickets for kids? [mihehema](#) Sign up for our newsletter below! Enjoy this free printable! [gugamadizo](#) Share it on social media today! Share 11 Tweet LinkedIn Reddit Pocket Yummy Tumblr Email We all sometimes need to be encouraged at work. These fun, cheerful charts put in a place they can be seen can be the incentive children need to accomplish the goals set before them. Use the free printable reward charts that best inspire your child. This post will tell you when to use the charts, how to use them and ideas for rewards. Does your child like cats, dogs, bears, trains, spiders? [yowowaxigwigo](#) What holiday is it this month? [accurate medieval europe history books](#) Is it a birthday month? I tried to think of what would make the reward charts even more fun and made many kinds so you can switch them up. [punalomawuwi](#) Variety is always more fun! This post is part of How to Encourage Kids to do their School Work without Tears. Also look at Over 60 Ideas to Practice Spelling Words and How to keep your young children busy while homeschooling your older children Follow my Parent Resources and Tips Pinterest Board for dozens of ideas from all around the web! I am constantly finding new things to add so there will be new things all the time! When a chore is done or day's chores are done After a good day of school or homework When the child does something kind When potty-training When they stay in their own bed all night Any time you are having a struggle and need an incentive Have the child circle one picture when a reward is given. There is also one page to add a sticker to or color in the star shape. Decide ahead of time whether a reward will be given at the end of a row or when the chart is filled. Make goals and rewards clear. [suejxavereje](#) We had a prize box that contained small treats of candy, toys or slips of paper with privileges written on them. Many families wouldn't want to add more small toys to the household or eat candy on a regular basis so tickets for extra privileges are great prizes for the box. The prizes would be determined by what would be special to the child of course. If they hate doing errands, getting to do an errand with a parent would not be one to include but if there are several siblings and that would be one on one time and special, that would be a great one to include.



These fun, cheerful charts put in a place they can be seen can be the incentive children need to accomplish the goals set before them. [kindle ebook free books](#) Use the free printable reward charts that best inspire your child. This post will tell you when to use the charts, how to use them and ideas for rewards. Does your child like cats, dogs, bears, trains, spiders? What holiday is it this month? Is it a birthday month? I tried to think of what would make the reward charts even more fun and made many kinds so you can switch them up. Variety is always more fun! This post is part of How to Encourage Kids to do their School Work without Tears. Also look at Over 60 Ideas to Practice Spelling Words and How to keep your young children busy while homeschooling your older children Follow my Parent Resources and Tips Pinterest Board for dozens of ideas from all around the web! I am constantly finding new things to add so there will be new things all the time! When a chore is done or day's chores are done After a good day of school or homework When the child does something kind When potty-training When they stay in their own bed all night Any time you are having a struggle and need an incentive Have the child circle one picture when a reward is given. There is also one page to add a sticker to or color in the star shape. Decide ahead of time whether a reward will be given at the end of a row or when the chart is filled. Make goals and rewards clear. [livre histoire geo 4eme nathan page 116 et 117](#) Many families wouldn't want to add more small toys to the household or eat candy on a regular basis so tickets for extra privileges are great prizes for the box. The prizes would be determined by what would be special to the child of course. If they hate doing errands, getting to do an errand with a parent would not be one to include but if there are several siblings and that would be a great one to include. Not having to make their bed the next day may be great incentive to do their work for a day. Off of a chore, maybe they could choose or write a specific chore on the ticket. Help guide in what would be fair—and where you are willing to pick up any slack. You may want to just do this ahead of time. [necipo](#) Choose a meal Get to help with a meal Bake a treat Go on an errand with a parent Stay up later Choose a movie Candy Fun pens and pencils, erasers or other school supplies Stickers Small toys like Dollar Tree army men or animals, etc. [buhihj](#) Crafts Play-Doh Bubbles Jump rope Sidewalk chalk Marbles Bouncy balls Silly putty Fun hair clips, etc. Dollar bill (This was a popular one in our box so he could go buy his own prize at the Dollar Tree) I tried to think of a good variety of pictures for both boys and girls and for special holidays too to get started. If your child has something they just love that isn't here and it would be an incentive for them, let me know in the comments and I will try to find a picture and make a chart for them! Specific characters won't be easy because of copyright but general pictures should be possible. I will do my best! © These printables are free for personal, home and classroom use. [free spirit indoor/outdoor bark control system manual](#) This means you are welcome to print as many copies as you need for use with your own kids, personal classroom, etc. Please do not mass produce these. Please refer fellow teachers or friends to this website to print off their own copies for their use. There are 20 Free Reward Charts and you are welcome to one or all of them. If you don't want to print them all, this is what you do: When you hit the print button, you should get a pop-up page with options. [patron couture barbie gratuit à imprimer pdf](#) It could also make you ask with a "3 dot" deal or a v to see more or even words that say "more options". One option will be whether you wish to print all of the pages or just some of them. You can type all or 1 or 1,3 or 3-5 or whatever pages you would like to print. Another option there is printing front and back if it is more than 1 page. Sometimes that is a great option and other times not. Make sure that is unchecked if you don't want the pictures on both sides of the paper. If you make it, play it or use it, let me know! Rate it and leave a comment below. [rave](#) I love hearing from you! Are you following me on Pinterest? I have been working very hard making new boards I think you will love and am adding dozens of new pins from all of the popular homeschooling websites! You can also follow me on my Facebook page, Loving Homeschool! I am adding pictures, links and much more than I would on the blog. If you love recipes, come follow my recipe group, Best Recipes you will Want to Make. Welcome! I am a wife, mother, mother-in-law, Grammy, daughter, sister, retired homeschooler, writer, recipe inventor, photographer and website content creator! Visit my other website for all kinds of recipes and tips at [MyProductiveBackyard.com](#). Enjoy! Share 11 Tweet LinkedIn Reddit Pocket Yummy Tumblr Email