


☐

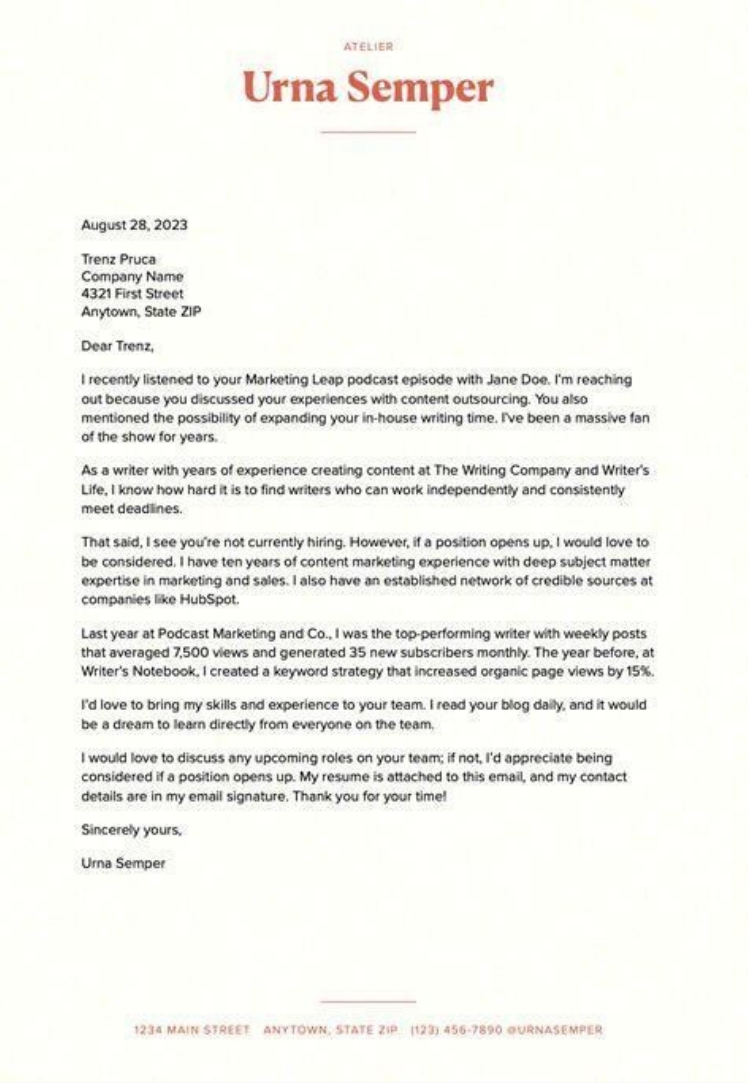
I'm not robot


reCAPTCHA

I am not robot!

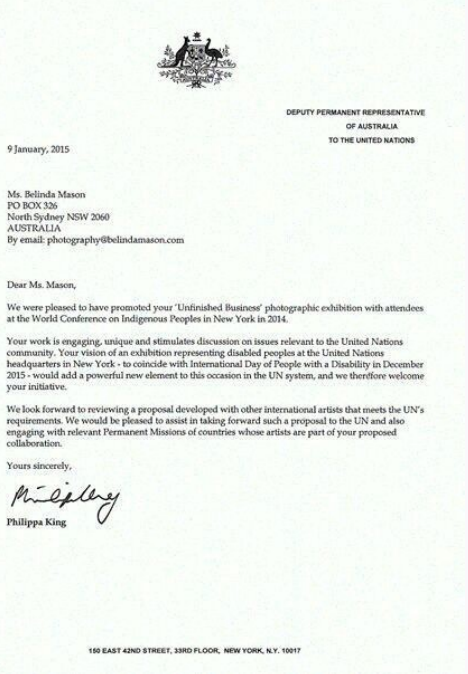
Sample expression of interest letter for a tender pdf. How do you write an expression of interest for a tender. Expression of interest letter for tender pdf. Expression of interest letter for tender. Expression of interest for tender sample. Expression of interest tender example.

Tendering in the construction industry can be an intense competition where more than just offering the lowest price is required to secure a contract. It's crucial to provide value and demonstrate why your company is best suited for the project. To gain an edge, attach a construction cover letter with your tender document submission. While not mandatory, this one-page letter highlights why you're the ideal contractor, showcasing success on similar projects. A tender cover letter is an expression of interest in a tender notice that gives a brief overview of a company's capabilities and past achievements. By furnishing such a letter, you provide clients with a glimpse into your accomplishments, substantiating your ability to meet project requirements. It paints a good picture of your company, influencing their decision-making. To craft a compelling one-page letter, start by thanking the organisation for their invitation to tender, then introduce your company and its main services. Keep this brief and to the point. Next, highlight specific reasons why you should be awarded the contract. This includes explaining how you can meet the tender's specifications and rules, as well as mentioning previous projects that demonstrate your competence and experience. Finally, include any administrative notes or relevant details. While not necessary to include quotes at this stage, highlighting advanced features such as specialized estimation processes can set your company apart. By committing to delivering exceptional results, you can win over clients and secure the contract. To guarantee project success, craft a compelling commitment statement that promises exceptional service and adherence to the contract. A well-crafted tender cover letter can set your proposal apart from others by highlighting your unique value proposition, previous achievements, and capacity for successful delivery. While there is no one-size-fits-all template, your cover letter should reflect your brand's tone and include essential details such as contact information.



Expression of interest tender example.

Tendering in the construction industry can be an intense competition where more than just offering the lowest price is required to secure a contract. It's crucial to provide value and demonstrate why your company is best suited for the project. To gain an edge, attach a construction cover letter with your tender document submission. While not mandatory, this one-page letter highlights why you're the ideal contractor, showcasing success on similar projects. A tender cover letter is an expression of interest in a tender notice that gives a brief overview of a company's capabilities and past achievements. By furnishing such a letter, you provide clients with a glimpse into your accomplishments, substantiating your ability to meet project requirements. It paints a good picture of your company, influencing their decision-making. To craft a compelling one-page letter, start by thanking the organisation for their invitation to tender, then introduce your company and its main services. Keep this brief and to the point. Next, highlight specific reasons why you should be awarded the contract. This includes explaining how you can meet the tender's specifications and rules, as well as mentioning previous projects that demonstrate your competence and experience. Finally, include any administrative notes or relevant details.



A tender cover letter is an expression of interest in a tender notice that gives a brief overview of a company's capabilities and past achievements. By furnishing such a letter, you provide clients with a glimpse into your accomplishments, substantiating your ability to meet project requirements. It paints a good picture of your company, influencing their decision-making. To craft a compelling one-page letter, start by thanking the organisation for their invitation to tender, then introduce your company and its main services. Keep this brief and to the point. Next, highlight specific reasons why you should be awarded the contract. This includes explaining how you can meet the tender's specifications and rules, as well as mentioning previous projects that demonstrate your competence and experience. Finally, include any administrative notes or relevant details. While not necessary to include quotes at this stage, highlighting advanced features such as specialized estimation processes can set your company apart. By committing to delivering exceptional results, you can win over clients and secure the contract. To guarantee project success, craft a compelling commitment statement that promises exceptional service and adherence to the contract. A well-crafted tender cover letter can set your proposal apart from others by highlighting your unique value proposition, previous achievements, and capacity for successful delivery. While there is no one-size-fits-all template, your cover letter should reflect your brand's tone and include essential details such as contact information. Here's an example of a tender cover letter: [Your Company Name] [Date] To: [Client Name] [Address] Subject: Application for [Tender Notice No.] Dear [Sir/Madam], We are thrilled to submit our tender proposal for the construction of a recreational facility for [project] with Tender Notice No. [insert number], due on [date]. Upon reviewing the project specifications, we are confident that our team can successfully deliver the requirements. As one of the country's leading contracting firms, our company has a proven track record of completing high-profile projects for prominent clients. Our expertise, experience, and reputation in the construction industry make us an ideal partner for this tender. Our team consists of highly skilled experts who excel in all phases of construction. We pride ourselves on providing efficient, timely, and cost-effective services for every project we undertake. Enclosed is our company profile and executive summary, as well as our commercial and technical bids for your consideration. We appreciate the opportunity to participate in this tender and would be honored to work with you on this project. If you have any questions or require further information, please do not hesitate to contact me directly. Yours sincerely, [Your Name] [Your Company Name] ARTICLE A concise guide to crafting a letter of intent to bid (LOI) for a project or contract. Tips include keeping it brief, using clear language, proofreading carefully, and submitting on time. Submitting an LOI demonstrates seriousness about bidding, allows for company introduction and qualifications showcase, and can secure shortlisting. Other benefits include increased visibility, improved chances of being invited to bid, early access to project information, and relationship-building with the procuring entity.

27 University Avenue
Brooklyn NY 11288

October 27, 2009

Ms. Mary Jones
Director of Campus Relations
XYZ Corporation
54 West Third Street
Albany, NY 10056

Dear Ms. Jones:

I am writing to express my interest in the _____ position which was recently advertised in _____. The skills I have developed from my work experience and academic background support my candidacy for the announced position.

As you can see from my resume/curriculum vitae, the _____ provided an opportunity for me to gain practical experience in _____. In addition, I have worked as _____, learning firsthand how to _____. I have been formally commended by _____ for my work in _____.

I would very much like an opportunity to discuss how my overall abilities suit your specific needs regarding the announced position. I am available for interview at any time convenient to you, and can be contacted at (718)123-4567. Thank you in advance for considering me for this position.

Sincerely,

It's crucial to provide value and demonstrate why your company is best suited for the project. To gain an edge, attach a construction cover letter with your tender document submission. While not mandatory, this one-page letter highlights why you're the ideal contractor, showcasing success on similar projects. A tender cover letter is an expression of interest in a tender notice that gives a brief overview of a company's capabilities and past achievements. By furnishing such a letter, you provide clients with a glimpse into your accomplishments, substantiating your ability to meet project requirements. It paints a good picture of your company, influencing their decision-making. To craft a compelling one-page letter, start by thanking the organisation for their invitation to tender, then introduce your company and its main services. Keep this brief and to the point. Next, highlight specific reasons why you should be awarded the contract. This includes explaining how you can meet the tender's specifications and rules, as well as mentioning previous projects that demonstrate your competence and experience. Finally, include any administrative notes or relevant details. While not necessary to include quotes at this stage, highlighting advanced features such as specialized estimation processes can set your company apart. By committing to delivering exceptional results, you can win over clients and secure the contract. To guarantee project success, craft a compelling commitment statement that promises exceptional service and adherence to the contract. A well-crafted tender cover letter can set your proposal apart from others by highlighting your unique value proposition, previous achievements, and capacity for successful delivery. While there is no one-size-fits-all template, your cover letter should reflect your brand's tone and include essential details such as contact information. Here's an example of a tender cover letter: [Your Company Name] [Date] To: [Client Name] [Address] Subject: Application for [Tender Notice No.] Dear [Sir/Madam], We are thrilled to submit our tender proposal for the construction of a recreational facility for [project] with Tender Notice No. [insert number], due on [date]. Upon reviewing the project specifications, we are confident that our team can successfully deliver the requirements. As one of the country's leading contracting firms, our company has a proven track record of completing high-profile projects for prominent clients. Our expertise, experience, and reputation in the construction industry make us an ideal partner for this tender. Our team consists of highly skilled experts who excel in all phases of construction. We pride ourselves on providing efficient, timely, and cost-effective services for every project we undertake. Enclosed is our company profile and executive summary, as well as our commercial and technical bids for your consideration. We appreciate the opportunity to participate in this tender and would be honored to work with you on this project. If you have any questions or require further information, please do not hesitate to contact me directly. Yours sincerely, [Your Name] [Your Company Name] ARTICLE A concise guide to crafting a letter of intent to bid (LOI) for a project or contract. Tips include keeping it brief, using clear language, proofreading carefully, and submitting on time. Submitting an LOI demonstrates seriousness about bidding, allows for company introduction and qualifications showcase, and can secure shortlisting. Other benefits include increased visibility, improved chances of being invited to bid, early access to project information, and relationship-building with the procuring entity.