


I'm not robot  reCAPTCHA

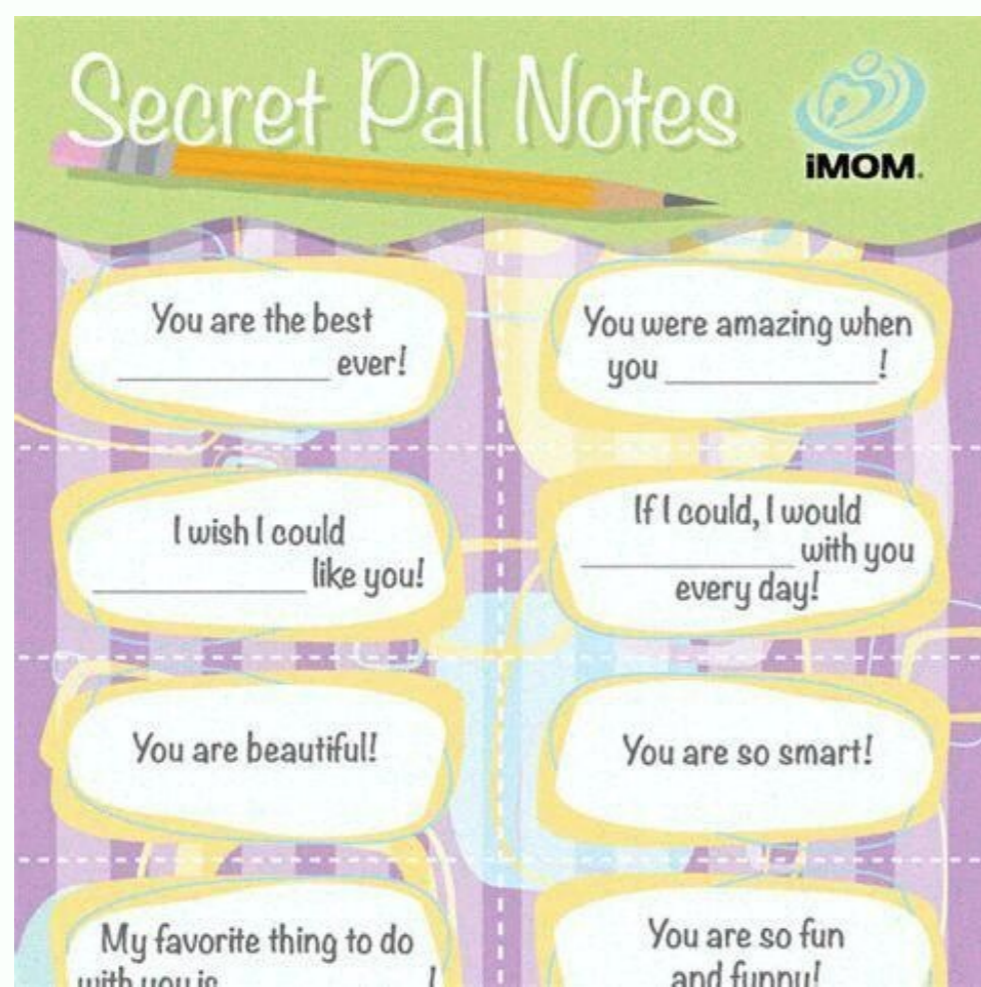
I am not robot!

Free printable secret pal notes. Secret pal note ideas.

Creating a positive work environment can often be as simple as introducing a secret pal system among colleagues. This guide provides a comprehensive approach to organizing a secret pal gift exchange, complete with a complimentary secret pal questionnaire to facilitate the process. Additionally, it offers a variety of gift suggestions, thoughtful notes for colleagues, and ideas for monthly themes to keep the exchange engaging. Participation in affiliate programs, such as Amazon's, allows for the earning of commissions through recommendations and links provided on this website, at no additional cost to the reader. The joy of giving, particularly anonymously, can significantly uplift morale, particularly during periods of high stress at work.



This guide provides a comprehensive approach to organizing a secret pal gift exchange, complete with a complimentary secret pal questionnaire to facilitate the process. Additionally, it offers a variety of gift suggestions, thoughtful notes for colleagues, and ideas for monthly themes to keep the exchange engaging. Participation in affiliate programs, such as Amazon's, allows for the earning of commissions through recommendations and links provided on this website, at no additional cost to the reader. The joy of giving, particularly anonymously, can significantly uplift morale, particularly during periods of high stress at work. The flexibility of a gift exchange program allows it to be tailored to the duration that best suits the workplace, ranging from a single month to an entire school year.



Additionally, it offers a variety of gift suggestions, thoughtful notes for colleagues, and ideas for monthly themes to keep the exchange engaging. Participation in affiliate programs, such as Amazon's, allows for the earning of commissions through recommendations and links provided on this website, at no additional cost to the reader. The joy of giving, particularly anonymously, can significantly uplift morale, particularly during periods of high stress at work. The flexibility of a gift exchange program allows it to be tailored to the duration that best suits the workplace, ranging from a single month to an entire school year. For those tasked with organizing the exchange, the first step involves distributing a gift exchange survey to all participants. Two versions of a printable secret pal questionnaire are available for convenience. Organizers should ensure that each participant receives a copy, fills it out, and returns it by a specified deadline. It's advisable to keep a copy of each completed form and maintain a list of all participants. Once the questionnaires are collected, the next step is to randomly assign secret pals. This is typically done by having each participant draw a name from the collected forms, ensuring that the organizer records each pairing to avoid any confusion later on. To ensure a fair and enjoyable experience for everyone, clear guidelines should be established regarding the frequency of gift-giving, budget considerations, and other relevant details.

SECRET PAL FORM 2010

NAME: _____

ADDRESS: _____

PHONE #: _____

BIRTHDAY (MM/DD): _____

ANNIVERSARY (MM/DD): _____

WHAT IS YOUR FAVORITE HOLIDAY? _____

DO YOU HAVE ANY HOBBIES? _____

FAVORITE COLOR: _____

WHAT PETS DO YOU HAVE? _____

WHAT COLORS DO YOU HAVE IN YOUR KITCHEN? _____

WHAT ELSE DO YOU COLLECT BESIDES FABRIC? _____

WHAT COLOR FABRIC OR THEME ARE YOU COLLECTING AT THIS TIME?
(Reproductions, batik, floral, red, bright, blue, theme, etc.) _____

HOW LONG HAVE YOU BEEN QUILTING AND WHAT QUILTING METHOD DO YOU PREFER? (Hand piecing, machine piecing, paper piecing, applique, etc.) _____


WHAT ELSE WOULD YOU LIKE YOUR SECRET PAL TO KNOW ABOUT YOU?
(Allergies to fragrances or foods, colors you really dislike, your occupation or other hobbies, etc.) _____

IF YOU HAD \$100.00 EXTRA WHAT WOULD YOU BUY WITH IT? (other than fabric, of course!) _____

Participation in affiliate programs, such as Amazon's, allows for the earning of commissions through recommendations and links provided on this website, at no additional cost to the reader. The joy of giving, particularly anonymously, can significantly uplift morale, particularly during periods of high stress at work. The flexibility of a gift exchange program allows it to be tailored to the duration that best suits the workplace, ranging from a single month to an entire school year.



The joy of giving, particularly anonymously, can significantly uplift morale, particularly during periods of high stress at work. The flexibility of a gift exchange program allows it to be tailored to the duration that best suits the workplace, ranging from a single month to an entire school year. For those tasked with organizing the exchange, the first step involves distributing a gift exchange survey to all participants. Two versions of a printable secret pal questionnaire are available for convenience. Organizers should ensure that each participant receives a copy, fills it out, and returns it by a specified deadline. It's advisable to keep a copy of each completed form and maintain a list of all participants. Once the questionnaires are collected, the next step is to randomly assign secret pals. This is typically done by having each participant draw a name from the collected forms, ensuring that the organizer records each pairing to avoid any confusion later on. To ensure a fair and enjoyable experience for everyone, clear guidelines should be established regarding the frequency of gift-giving, budget considerations, and other relevant details. By setting these parameters, participants can engage in the exchange with a clear understanding of expectations. Incorporating 'printable secret pal notes' into the exchange can add a personal touch, making the experience more memorable for everyone involved. Whether it's for a special occasion or just to show appreciation, these notes can make a significant impact on workplace relationships. Creating a secret gift exchange can be a delightful way to foster camaraderie among coworkers or friends. To organize this, consider a simple formula: the number of gifts multiplied by the duration and the budget. For instance, you might opt for two gifts each month over a certain period, allocating \$15 monthly. Alternatively, you could give two weekly gifts for a month with a \$10 weekly budget, or a daily gift for a week, costing \$5 each day. These are merely starting points; feel free to tailor the formula to suit your group's preferences. When initiating the secret gift exchange, it's essential to communicate the start and end dates to all participants. While themes are optional, they can add a structured approach to the gift selection process. Some individuals enjoy them, while others may not. Here are some thematic ideas to consider: - **Survival Kit September***: Items to help cope with work challenges. - **All Treats, No Tricks October***: Favorite candies or sweets. - **Nice Smell November***: Gifts featuring a preferred fragrance. - **Dazzling December***: Festive, Christmas-themed presents. - **Fresh Start January***: Items that symbolize new beginnings. - **Friendly February***: Valentine's Day related gifts. - **Spring-y March***: Spring-themed items.



It's advisable to keep a copy of each completed form and maintain a list of all participants. Once the questionnaires are collected, the next step is to randomly assign secret pals. This is typically done by having each participant draw a name from the collected forms, ensuring that the organizer records each pairing to avoid any confusion later on. To ensure a fair and enjoyable experience for everyone, clear guidelines should be established regarding the frequency of gift-giving, budget considerations, and other relevant details. By setting these parameters, participants can engage in the exchange with a clear understanding of expectations. Incorporating 'printable secret pal notes' into the exchange can add a personal touch, making the experience more memorable for everyone involved. Whether it's for a special occasion or just to show appreciation, these notes can make a significant impact on workplace relationships. Creating a secret gift exchange can be a delightful way to foster camaraderie among coworkers or friends. To organize this, consider a simple formula: the number of gifts multiplied by the duration and the budget. For instance, you might opt for two gifts each month over a certain period, allocating \$15 monthly. Alternatively, you could give two weekly gifts for a month with a \$10 weekly budget, or a daily gift for a week, costing \$5 each day. These are merely starting points; feel free to tailor the formula to suit your group's preferences. When initiating the secret gift exchange, it's essential to communicate the start and end dates to all participants. While themes are optional, they can add a structured approach to the gift selection process. Some individuals enjoy them, while others may not. Here are some thematic ideas to consider: - **Survival Kit September***: Items to help cope with work challenges. - **All Treats, No Tricks October***: Favorite candies or sweets. - **Nice Smell November***: Gifts featuring a preferred fragrance. - **Dazzling December***: Festive, Christmas-themed presents. - **Fresh Start January***: Items that symbolize new beginnings. - **Friendly February***: Valentine's Day related gifts. - **Spring-y March***: Spring-themed items. - **Alive April***: Live plants, flowers, or seeds. - **Magnificent May***: Gifts related to Cinco de Mayo, Mother's Day, or May Day. - **Jumping for Summer June***: Summer essentials. - **Thirsty July***: Non-alcoholic beverages, suitable for the workplace. - **Always Hustling August***: Relaxation aids. Additionally, you can organize gifts based on the five senses, assigning each week to a different sense, such as sight, sound, touch, smell, and taste. Theme days like Souper Sunday or Makeover Monday can also add variety to the gift-giving experience. Remember, wrapping is not mandatory. A simple act of leaving a treat on someone's desk can brighten their day. To enhance the experience, include engaging secret pal messages with your gifts. For convenience, utilize 'printable secret pal notes' available in color or black and white, which can be used throughout the event. These notes can match specific themes or be versatile for any occasion. In conclusion, when it comes to themes, the possibilities are endless. The key is to bring joy to the recipients through thoughtful and considerate gestures. For more ideas and to access a collection of printable notes, search for 'printable secret pal notes' to find resources that will complement your secret gift exchange. Selecting thoughtful gifts for your secret pal need not be costly. The key is to show that you've considered their preferences. For instance, a charming note for your secret pal can be a delightful surprise. While personal tastes vary, I'll share a versatile list of favorite gifts suitable for secret Santa and workplace exchanges, all under \$10. These include practical items for RV enthusiasts, engaging trampoline activities, face masks for teachers, printable coffee tags, essential teacher items from Amazon, back-to-school gift baskets, hot cocoa bomb recipes, and guides for secret Santa. Additionally, consider festive options like Rudolph-themed drinks, plants as Christmas presents, classroom activities for dirty Santa, gift wrapping parties, and McDonald's gift card printables. We've curated 17 inspiring secret pal gift ideas and designed complimentary gift tags for your secret sister presents. Participating in a secret pal or secret sister group can be a delightful experience. For example, the anticipation of receiving a surprise gift can add a touch of joy to any day. When it's your turn to reciprocate, consider these suggestions: - **Kitchen Items***: Since everyone has to eat, kitchen gifts are universally appreciated. They can range from simple, such as seasonal dishcloths in a vintage milk glass pitcher, to more elaborate, like high-quality granola in a mason jar adorned with a bow. - **Home Décor***: Options include candles with seasonal fragrances, monogrammed pillow covers, or a set of elegant napkins. - **Pampering Gifts***: Spa items like lotions, face scrubs, or loofahs are always welcome. - **Books***: If you're unsure of their preferred genre, opt for a thrifed cookbook, a decorative coffee table book, a smoothie recipe collection, or an inspirational devotional. These ideas not only serve as thoughtful gestures but also enhance the camaraderie and connection within secret pal groups.

The aim is to make a conscious effort to celebrate and appreciate one another through these small tokens of affection. Remember to incorporate 'printable secret pal notes' to personalize your gifts further. Gift-giving is a gesture that nurtures relationships, and the element of mystery enhances the experience for both the giver and the recipient. Over the course of nearly a year, our group has maintained anonymity in our gift exchanges, which has included thoughtful items such as a festive candle, a delightful Nothing Bundt Cake, a charming bowl set, a jar of homemade granola, and a matching set of dishcloths and placemats. The value of these gifts lies not in their cost but in the consideration and effort put into selecting and preparing them. Discussing further, the presentation of a gift can significantly influence the recipient's appreciation. For instance, the bowl set I received was adorned with twine and a large bow, while another gift was creatively wrapped in a dish towel. Thoughtful packaging, such as an elegant gift bag overflowing with matching tissue paper, can convey a sense of being cherished. The key takeaway is to enhance a modest, affordable gift with creative wrapping to delight the recipient. For those who plan ahead, Secret Pal greeting cards are available for purchase. Additionally, here are some creative ideas to personalize your gifts: select a beautiful seasonal gift tag, craft a simple heart-shaped tag, or use classic Kraft tags with baker's twine. Other options include turning little wooden shapes with inscriptions into magnets or ornaments, creating bookmarks, or repurposing a received greeting card as a gift tag. Even a postcard or a set of decorative sticky notes with a personalized message can serve as a unique touch. To access printable secret pal notes and further personalize your gifts, simply join our GIFTEE email list, and you will receive the links directly in your inbox.