
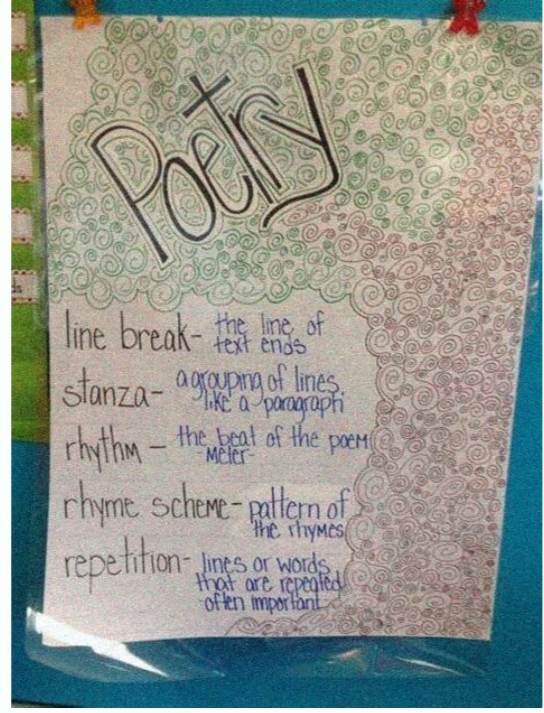


I'm not robot  reCAPTCHA

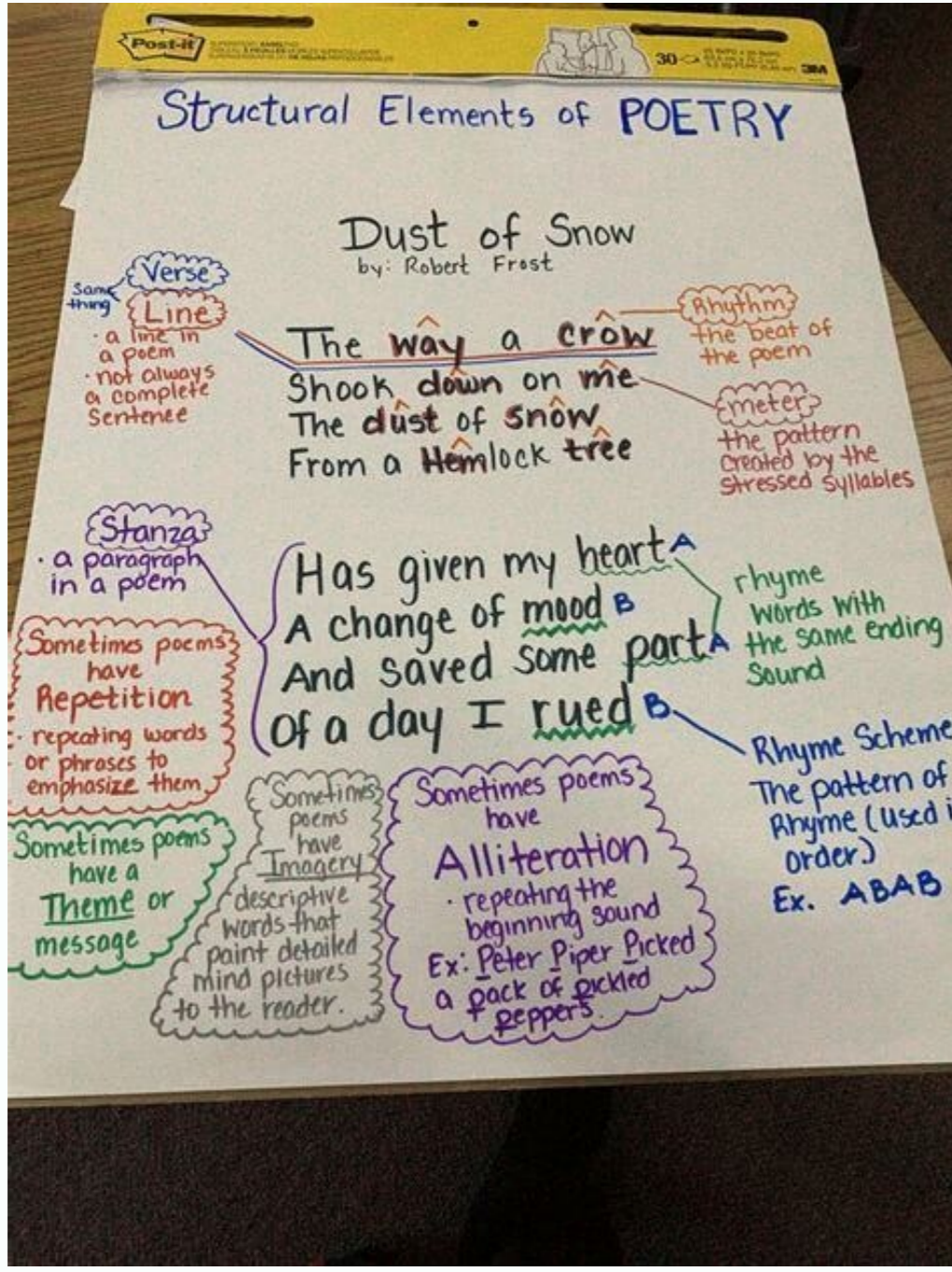
I am not robot!

Elements of poetry anchor chart 7th grade. Elements of poetry anchor chart 2nd grade. Elements of poetry anchor chart pdf free download. Elements of poetry anchor chart 1st grade. Structural elements of poetry anchor chart. Elements of poetry anchor chart 6th grade. Elements of poetry anchor chart 3rd grade. Elements of poetry anchor chart pdf. Elements of poetry anchor chart free. Poetry elements anchor chart 4th grade. Elements of poetry anchor chart hmh. Graphical elements in poetry anchor chart. Elements of poetry anchor chart spanish. Poetry elements anchor chart printable. Elements of poetry anchor chart 5th grade.

Enhance your students' grasp of poetry with our engaging worksheets, which are designed to solidify their knowledge of essential poetic components. These exercises encourage students to explore rhyme schemes, metaphors, similes, and stanzas, sharpening their analytical abilities and nurturing an appreciation for poetry's artistry. Our worksheets offer a comprehensive approach to understanding poetry's nuances. Incorporate poetry into your teaching repertoire with ease using anchor charts. These visual aids simplify the teaching process, making it more accessible for both educators and students. Anchor charts serve as a reference point for lessons and can be a valuable organizational tool, particularly for those new to teaching or introducing a new topic. Creating an anchor chart can be an interactive classroom activity, allowing students to contribute to the learning process. Poetry, with its use of imagery, rhythm, and rhyme, can sometimes present teaching challenges due to its abstract nature. However, it is a diverse field, encompassing various forms such as sonnets, haikus, and limericks. Introducing an anchor chart to your class provides them with the necessary vocabulary and tools to understand, analyze, and create poetry. For instance, illustrating the concept of a simile with a visual metaphor can enhance students' critical thinking and communication skills. When constructing a poetry elements anchor chart, consider the vast scope of poetry. It's important to focus on the most relevant aspects to fit within the confines of a single chart. The goal is to distill the essence of poetry into a manageable and educational format. When creating a **poetry elements anchor chart**, it's important to tailor it to the specific age group of your students. Anchor charts can focus on particular poetry features, offer a broad overview, or even highlight elements from specific poems. Understanding the foundational components is crucial for grasping the essence of poetry. These elements are universal across various poem types and include: **Rhyme**: This is the repetition of similar sounds at the end of lines, often used to link stanzas. While rhyme patterns can differ across languages and poets, they should be employed judiciously to enhance the poem without overwhelming it. **Meter**: The alternating sequence of stressed and unstressed syllables found in structured forms like sonnets and haikus, as well as in free verse. **Rhyme Scheme**: The pattern of rhymes within a poem, denoted by letters, can vary from consistent rhymes in every line, alternating lines, or in couplets.




Elements of poetry anchor chart hmh. Graphical elements in poetry anchor chart.



Elements of poetry anchor chart 1st grade. Structural elements of poetry anchor chart. Elements of poetry anchor chart 6th grade. Elements of poetry anchor chart 3rd grade. Elements of poetry anchor chart pdf. Elements of poetry anchor chart free. Poetry elements anchor chart 4th grade. Elements of poetry anchor chart hmh. Graphical elements in poetry anchor chart. Elements of poetry anchor chart spanish. Poetry elements anchor chart printable. Elements of poetry anchor chart 5th grade.

Enhance your students' grasp of poetry with our engaging worksheets, which are designed to solidify their knowledge of essential poetic components. These exercises encourage students to explore rhyme schemes, metaphors, similes, and stanzas, sharpening their analytical abilities and nurturing an appreciation for poetry's artistry. Our worksheets offer a comprehensive approach to understanding poetry's nuances.



Elements of poetry anchor chart hmh. Graphical elements in poetry anchor chart. Elements of poetry anchor chart spanish. Poetry elements anchor chart printable. Elements of poetry anchor chart 5th grade.

Enhance your students' grasp of poetry with our engaging worksheets, which are designed to solidify their knowledge of essential poetic components. These exercises encourage students to explore rhyme schemes, metaphors, similes, and stanzas, sharpening their analytical abilities and nurturing an appreciation for poetry's artistry. Our worksheets offer a comprehensive approach to understanding poetry's nuances. Incorporate poetry into your teaching repertoire with ease using anchor charts. These visual aids simplify the teaching process, making it more accessible for both educators and students. Anchor charts serve as a reference point for lessons and can be a valuable organizational tool, particularly for those new to teaching or introducing a new topic. Creating an anchor chart can be an interactive classroom activity, allowing students to contribute to the learning process. Poetry, with its use of imagery, rhythm, and rhyme, can sometimes present teaching challenges due to its abstract nature. However, it is a diverse field, encompassing various forms such as sonnets, haikus, and limericks. Introducing an anchor chart to your class provides them with the necessary vocabulary and tools to understand, analyze, and create poetry. For instance, illustrating the concept of a simile with a visual metaphor can enhance students' critical thinking and communication skills. When constructing a poetry elements anchor chart, consider the vast scope of poetry. It's important to focus on the most relevant aspects to fit within the confines of a single chart. The goal is to distill the essence of poetry into a manageable and educational format. When creating a **poetry elements anchor chart**, it's important to tailor it to the specific age group of your students. Anchor charts can focus on

particular poetry features, offer a broad overview, or even highlight elements from specific poems. Understanding the foundational components is crucial for grasping the essence of poetry. These elements are universal across various poem types and include: - **Rhyme**: This is the repetition of similar sounds at the end of lines, often used to link stanzas. While rhyme patterns can differ across languages and poets, they should be employed judiciously to enhance the poem without overwhelming it. - **Meter**: The alternating sequence of stressed and unstressed syllables found in structured forms like sonnets and haikus, as well as in free verse.



Poetry elements anchor chart 4th grade. Elements of poetry anchor chart hmh. Graphical elements in poetry anchor chart. Elements of poetry anchor chart spanish.



Graphical elements in poetry anchor chart. Elements of poetry anchor chart spanish. Poetry elements anchor chart printable. Elements of poetry anchor chart 5th grade.

Enhance your students' grasp of poetry with our engaging worksheets, which are designed to solidify their knowledge of essential poetic components. These exercises encourage students to explore rhyme schemes, metaphors, similes, and stanzas, sharpening their analytical abilities and nurturing an appreciation for poetry's artistry. Our worksheets offer a comprehensive approach to understanding poetry's nuances. Incorporate poetry into your teaching repertoire with ease using anchor charts. These visual aids simplify the teaching process, making it more accessible for both educators and students. Anchor charts serve as a reference point for lessons and can be a valuable organizational tool, particularly for those new to teaching or introducing a new topic. Creating an anchor chart can be an interactive classroom activity, allowing students to contribute to the learning process. Poetry, with its use of imagery, rhythm, and rhyme, can sometimes present teaching challenges due to its abstract nature. However, it is a diverse field, encompassing various forms such as sonnets, haikus, and limericks. Introducing an anchor chart to your class provides them with the necessary vocabulary and tools to understand, analyze, and create poetry. For instance, illustrating the concept of a simile with a visual metaphor can enhance students' critical thinking and communication skills. When constructing a poetry elements anchor chart, consider the vast scope of poetry. It's important to focus on the most relevant aspects to fit within the confines of a single chart. The goal is to distill the essence of poetry into a manageable and educational format. When creating a **poetry elements anchor chart**, it's important to tailor it to the specific age group of your students. Anchor charts can focus on particular poetry features, offer a broad overview, or even highlight elements from specific poems. Understanding the foundational components is crucial for grasping the essence of poetry. These elements are universal across various poem types and include: - **Rhyme**: This is the repetition of similar sounds at the end of lines, often used to link stanzas. While rhyme patterns can differ across languages and poets, they should be employed judiciously to enhance the poem without overwhelming it. - **Meter**: The alternating sequence of stressed and unstressed syllables found in structured forms like sonnets and haikus, as well as in free verse. - **Rhyme Scheme**: The pattern of rhymes within a poem, denoted by letters, can vary from consistent rhymes in every line, alternating lines, or in couplets. - **Stanzas**: Groups of lines sharing a common pattern, meter, or theme, typically separated by a space or a blank line, though not invariably. In addition to these, the terms "title" and "poet" are also pertinent. Poetry itself can be broadly categorized into narrative, descriptive, or lyrical types: - **Narrative Poetry**: Tells a story through verse. - **Lyrical Poetry**: Expresses personal emotions and thoughts. - **Descriptive Poetry**: Employs vivid imagery to depict the external environment, distinct from lyrical poetry which concentrates on the poet's internal experiences. These categories encompass various subtypes with distinct structures, such as sonnets, haikus, limericks, odes, ballads, acrostics, and cinquains. While these poetic devices are common in other forms of writing, their application in poetry is particularly significant. They include figures of speech like metaphors, similes, and allusions, as well as sound devices like alliteration, assonance, and consonance that contribute to the poem's rhythm and meter. Incorporating these elements into your anchor chart can enhance students' understanding of poetry's intricate structure and expressive potential. Understanding the individual elements of poetry is essential for students to grasp the narrative woven through the verses. By examining each component separately, learners can appreciate their function and influence on the poem's central theme. Anchor charts serve as an effective educational resource, adaptable to various teaching styles and lesson plans. They are particularly beneficial for introducing younger students, such as those in the first or second grade, to the foundational aspects of poetry, using engaging visuals to illustrate these concepts. An anchor chart detailing poetry elements is not only a visual aid but also a comprehensive guide that outlines eleven poetic forms and eight key elements. It culminates in a collection of students' original poetry. For lower elementary grades, a straightforward chart can act as a reference point, offering clear instructions for crafting different types of poetry. Educators can employ these charts to compare and discuss various poetic styles, using graphic organizers to delve into the analysis of a poem's structure and content. For those seeking quality resources to support a poetry curriculum, there are abundant anchor charts and visual aids available. These materials can be presented in print, digitally, or shared directly with students' devices, enhancing the learning experience. Interactive activities, such as writing personal narratives in verse or engaging in blackout poetry lessons, encourage students to explore poetry actively. Additionally, 'Poem in Your Pocket' activities and collaborative poetry analysis projects foster a deeper connection with poetry, promoting both reading and creative expression. Incorporating poetry into the broader curriculum can be achieved through various activities that cater to reading and writing poetry, as well as integrating it into other subjects. Choice boards offer a dynamic approach to learning, allowing educators to assess students' comprehension effectively. Overall, these resources and strategies enrich the teaching of poetry, making it accessible and enjoyable for students at the upper elementary level. To optimize this text for SEO with the keyword 'poetry elements anchor chart', ensure that the keyword is naturally integrated into the content, particularly in headings and throughout the body where relevant. This will help the content rank better in search engine results, making it easier for educators to find these valuable teaching tools. Poetry requires a mastery of craft and a unique way to convey thoughts and emotions. Like the diverse forms of art, poetry comes in various styles. Utilizing **poetry elements anchor charts** can greatly enhance a student's grasp of the complex components involved in crafting poetry. It's not solely about rhyme and imagery; the structure and presentation of the poem are equally important. Nicola K, residing in Johannesburg, South Africa, has a background in gifted education. She now dedicates her writing to educational topics and aids parents and educators of children who deviate from the norm.