

FUND UPDATE

For the quarter ended 31 March 2023

Integral Master Trust

Focused Growth Fund

This fund update was first made publicly available on 2 May 2023

WHAT IS THE PURPOSE OF THIS UPDATE?

This document tells you how the Focused Growth Fund (**Fund**) has performed and what fees were charged. The document will help you to compare the Fund with other funds. Britannia Financial Services Limited prepared this update in accordance with the Financial Markets Conduct Act 2013. This information is not audited and may be updated.

Before 8 June 2021, the Fund was called the Fixed Interest Fund and invested in international fixed interest investments. On 8 June 2021, the Fund was renamed the Focused Growth Fund and repurposed as an international equity fund. Please refer to the notes for guidance on the comparability of fund fees, returns and information.

DESCRIPTION OF THIS FUND

The Fund invests in international shares through investment funds operated by our Investment Manager, with a small allocation to cash for operational liquidity. Its investment strategy is to achieve long-term capital growth through a concentrated exposure to high growth global shares.

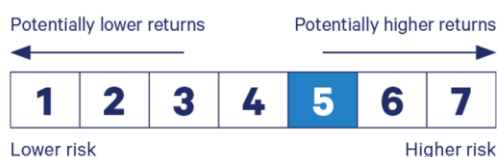
The Fund's investment objective is to achieve a gross return before tax, fees and expenses at least equal to or higher than the MSCI All Country World Accumulation Index.

| | |
|----------------------------------|----------------------------|
| Total value of the Fund | \$1,502,148 (refer Note 1) |
| The date the Fund started | 4 November 2014 |



WHAT ARE THE RISKS OF INVESTING?

Risk indicator for the Fund (refer Note 2)



The risk indicator is rated from 1 (low) to 7 (high). The rating reflects how much the value of the Fund's assets goes up and down. A higher risk generally means higher potential returns over time, but more ups and downs along the way.

To help you clarify your own attitude to risk, you can seek financial advice or work out your risk profile at www.sorted.org.nz.

Note that even the lowest category does not mean a risk-free investment, and there are other risks that are not captured by this rating.

This risk indicator is not a guarantee of a fund's future performance. The risk indicator is based on the returns data for the five-year period ending on 31 March 2023. While risk indicators are usually relatively stable, they do shift from time to time. The risk indicator will continue to be updated in future fund updates.

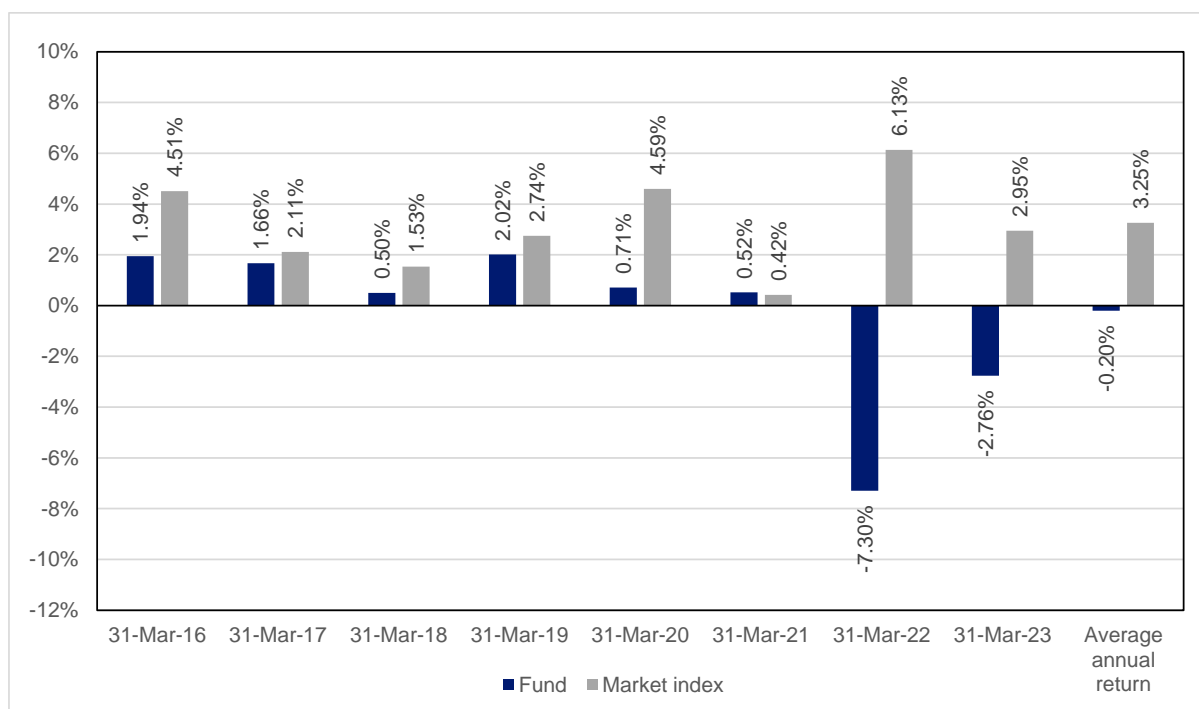
See the product disclosure statement (PDS) for more information about the risks associated with investing in this Fund.

HOW HAS THE FUND PERFORMED?

| | Average over past 5 years | Past year |
|---|---------------------------|-----------|
| Annual return (after deductions for charges and tax) | -1.42% | -2.76% |
| Annual return (after deductions for charges but before tax) | -0.84% | -1.76% |
| Market index annual return (reflects no deduction for charges and tax) | 3.35% | 2.95% |

The market index annual returns are based on the MSCI All Country World Accumulation Index. Additional information about the market index is available on the offer register at www.business.govt.nz/disclose.

Annual return graph (refer Note 3)



This shows the return after fund charges and tax for each year ending 31 March since the Fund started. The last bar shows the average annual return since the fund started, up to 31 March 2023.

Important: This does not tell you how the Fund will perform in the future.

Returns in this update are after tax at the highest prescribed investor rate (PIR) of tax for an individual New Zealand resident. Your tax may be lower.



WHAT FEES ARE INVESTORS CHARGED?

Investors in the Fund are charged fund charges exclusive of GST. In the year to 31 March 2023 these were:

| | % of net asset value |
|--|----------------------|
| Total fund charges | 1.40% |
| Which are made up of - | |
| Total management and administration charges | 1.40% |
| Including - | |
| Manager's basic fee | 1.40% |
| Other management and administration charges | 0.00% |
| Total performance-based fees | 0.00% |

Investors may also be charged individual action fees for specific actions or decisions (for example, for withdrawing from or switching funds). See the PDS for the Fund on the offer register at www.business.govt.nz/disclose for more information about those fees.

EXAMPLE OF HOW THIS APPLIES TO AN INVESTOR

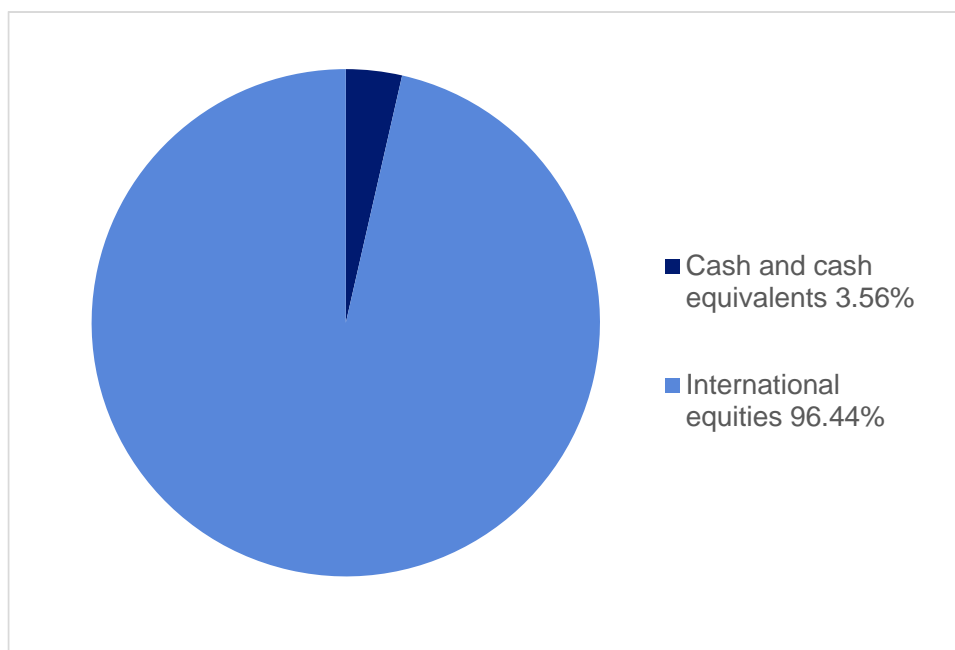
Small differences in fees and charges can have a big impact on your investment over the long term.

Chris had \$10,000 in the Fund at the start of the year and did not make any further contributions. At the end of the year, Chris incurred a loss after fund charges were deducted of \$176 (that is -1.76% of his initial \$10,000). Chris did not pay any other charges. This gives Chris a total loss after tax of \$276 for the year.

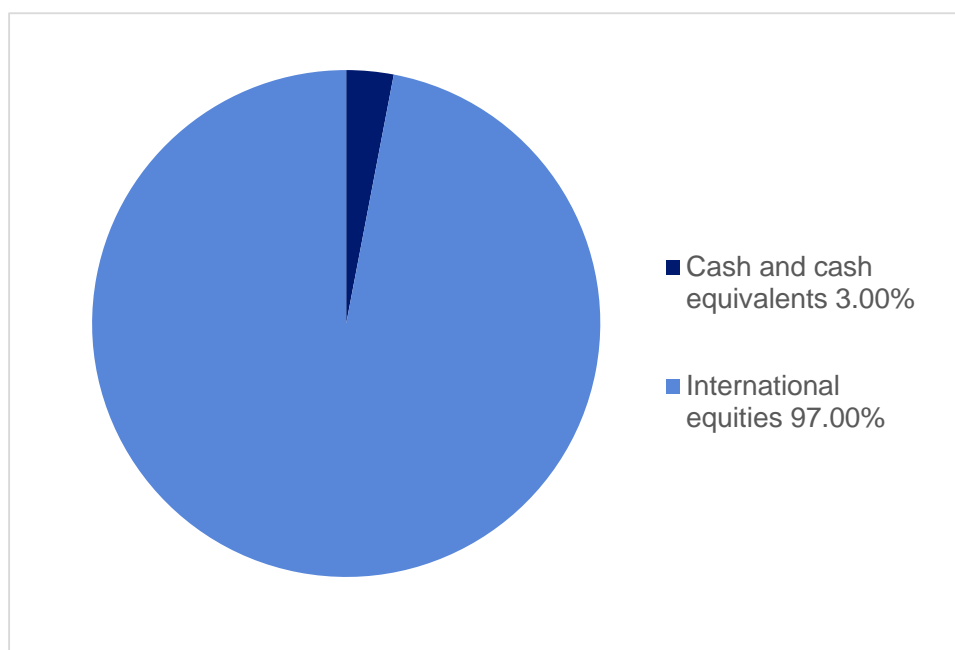
WHAT DOES THE FUND INVEST IN?

This shows the types of assets that the Fund invests in

Actual investment mix



Target investment mix



Top 10 investments

| Name | % of Fund net assets | Type | Country | Credit rating (if applicable) |
|--|----------------------|---------------------------|---------------|-------------------------------|
| Synopsys, Inc. | 3.87% | International Equities | United States | |
| MercadoLibre, Inc. | 3.68% | International Equities | United States | |
| BNZ Call Account | 3.56% | Cash and cash equivalents | New Zealand | AA- |
| Amadeus IT Group SA Class A | 3.33% | International Equities | Spain | |
| Rockwell Automation, Inc. | 3.31% | International Equities | United States | |
| Aptiv PLC | 3.28% | International Equities | United States | |
| Seagen, Inc. | 3.27% | International Equities | United States | |
| HDFC Bank Limited Sponsored ADR | 3.27% | International Equities | India | |
| Intuitive Surgical, Inc. | 3.21% | International Equities | United States | |
| Charles River Laboratories International, Inc. | 3.19% | International Equities | United States | |

The total value of the top 10 investments make up 33.97% of the net asset value of the Fund.

The Fund's international equity investments are not hedged to the New Zealand dollar. The cash allocation of the Fund is invested in New Zealand dollar assets, which do not require any currency hedging.

KEY PERSONNEL

| Name | Current position | Time in current position | Previous or other current position | Time in previous or other current position |
|--------------------|--|--------------------------|---|--|
| Elaine West | Chief Financial Officer at Britannia Financial Services Ltd | 5 years and 8 months | Financial Controller at NZ Venture Investment Fund | 8 years and 5 months |
| Alun Rees-Williams | General Manager Distribution and Director at Britannia Financial Services Ltd | 22 years and 5 months | Administration Manager at David Milner and Associates | 9 years and 0 months |
| Gavin Dixon | Chief Executive Officer and Director at Britannia Financial Services Ltd | 7 years and 3 months | Chief Executive Officer at Stream Holdings Group | 0 years and 6 months |
| Gregg Dell | General Manager of Wealth Products and General Counsel at Britannia Financial Services Ltd | 7 years and 1 month | Managing Director at Dell Consulting Ltd (current position) | 9 years and 1 month |
| Michael Pipe | General Manager – Operations at Britannia Financial Services Ltd | 2 years and 11 months | Operations Manager at IOOF New Zealand Ltd | 9 years and 7 months |



FURTHER INFORMATION

You can also obtain this information, the PDS for the Integral Master Trust, and some additional information from the offer register at www.business.govt.nz/disclose.

NOTES

Note 1: Investments made by other funds within the Integral Master Trust comprise approximately \$457,159 of the total value of the Fund.

Note 2: The Fund changed its asset allocation from international fixed interest to international equity investments on 8 June 2021. To calculate the risk indicator, we used returns of the Fund's current market index (the MSCI All Country World Accumulation Index) to 30 June 2021. The risk indicator may therefore provide a less reliable indication of the potential future volatility of the Fund.

Note 3: On 8 June 2021 the Fund's asset allocation changed from 97% fixed interest to 97% international equities. Past performance may not be comparable with the Fund's expected future performance.