



WorldHope™
Ministries International

Measurement and Evaluation At WHMI
A Brief Summary
JULY 2023

Background

In 2017, World Hope Ministries International received a generous grant from the David Weekley Family Foundation to update its software and make tracking of performance data possible. Since the installation of new software systems, WHMI has significantly expanded its capacity to measure various aspects of our effectiveness. This summary highlights the ways in which WHMI is currently measuring its effectiveness in the field, how that information is being used to improve, and a brief description of future goals.

Current Measurements

A wide variety of data is currently being collected and used to improve processes. This includes but is not limited to the following:

- Effectiveness of Course Content
Each time a course is taught, an evaluation is sent to the local Council that manages the location and to the instructor who taught the material. A series of questions are posed about the material, including its comprehensibility, the likelihood that it will be applied in the cultural context, and its overall effectiveness at communicating the core theological truth. Additionally, we ask both instructors and Councils to suggest improvements to the curriculum.

How this data is used:

The data is tabulated, and each report is reviewed by the Associate Director for the appropriate region. Comparisons between the instructor's answers and the Council's answers are viewed for anomalies (e.g., instances in which an instructor may be confident that the material was effective when those within the cultural context may not have the same view). Each comment or suggestion to improve course content is collected and forwarded to the Curriculum Editorial Board. Bi-annually, this group meets to consider these suggestions and make recommendations on revisions.

- Effectiveness of the Instructor

All WHMI Bible Institute instructors are self-evaluated and evaluated by the local Council. The information gathered includes whether the instructor effectively communicated the material and whether the Council considered the instructor effective in communicating the material.

How this data is used:

Because this evaluation is undertaken for both U.S.-based and national instructors, we are able to monitor how replication is affecting the quality of instruction (positively or negatively). Additionally, we are able to address deficiencies with instructors, discussing with them ways to improve. In rare instances, this data has been used to show the need to remove instructors from the teaching rotation.

- Number of Students and Locations

WHMI tracks the number of students that attend each course. These numbers are verified by asking both the instructor to provide a count and the Council to provide a count. This helps ensure accuracy, keeping student counts from becoming overestimated. We are also able to monitor attrition (both natural anticipated changes and those that may be anomalous). Additionally, we monitor the number of locations (as well as countries) where instruction is occurring.

How this data is used:

Monitoring the student count allows us to identify whether a location is remaining generally healthy or not. While attrition is anticipated, abnormal attrition rates help us to work with the local Council to diagnose and deal with problems. In rare cases, this data can be used to close locations, if the local leaders no longer work in concert with one another or with WHMI to provide theological training. The location/country data allows us to work with nationals to establish strategies for making theological education accessible to a maximum amount of people within a region.

- Number of U.S.-based Instructors Compared to Nationals

The ratio of U.S.-based instructors to nationals whom we have equipped/vetted is monitored. Between 2011 and 2018, the ratio of U.S.-based instructors to nationals was about 2:1. In 2019, and after 9 years of focusing on equipping nationals to teach, that number finally changed. In 2019, the number of nationals teaching reached over 65% when compared to the number of U.S.-based instructors teaching.

How this data is used:

In order to sustain replication and for the movement to be locally led, we now believe that at a minimum, 60% of all teaching globally should be led by nationals. Thus, monitoring this as a key indicator of health and sustainability is crucial to our work. Currently, about 70-75% of all instruction globally is led by nationals, all of whom we are coaching, and most of whom we have trained.

Note:

All of the above data can be sorted in granular detail to answer questions on the effectiveness of a specific instructor, a specific course, and how effective the material is in one location, village, region country, language, when compared to another. Additionally, all students are tested with comprehensive examinations prior to graduation. Students that graduate must meet minimums on the comprehensive exams before graduation. This is another measurement used for quality control.

The exhibits shared are all screenshots of the actual reports. When users are on the platform, each dashboard contains clickable links for further information and additional snapshots of real-time data.

2023 Goals

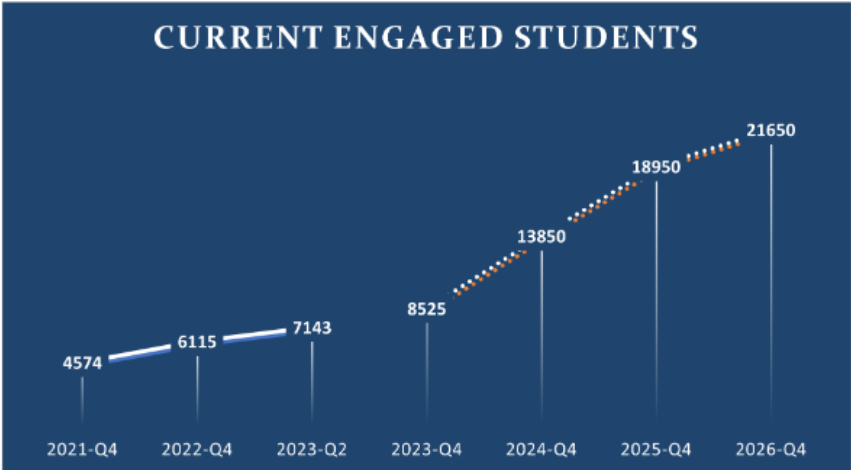
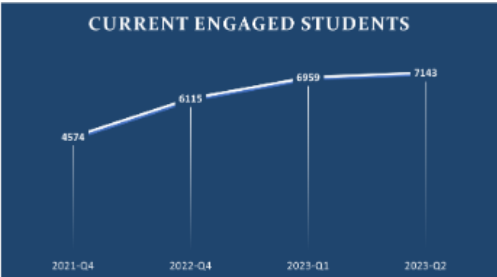
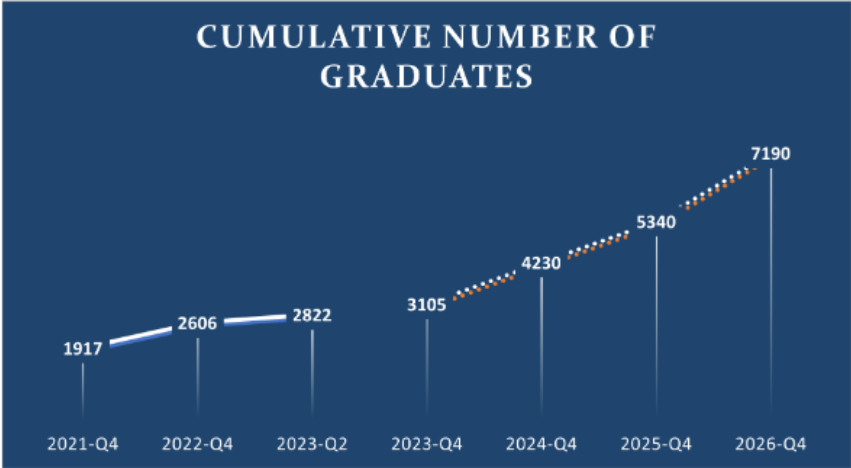
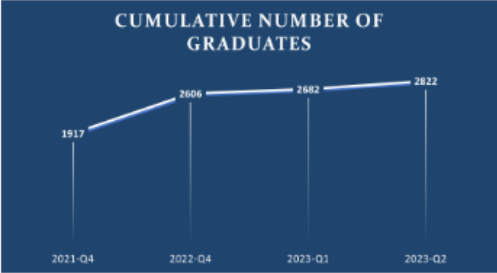
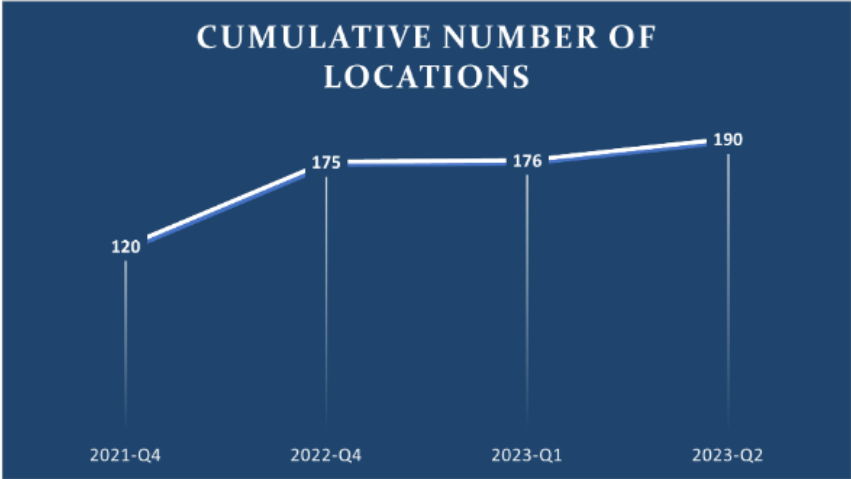
There is much we are learning from our current data collection. Still, we are looking forward to increasing the ways in which we can monitor and evaluate our approach for further improvement. We are currently working on an Intake and Exit Evaluation System. This would pose a series of basic theological questions for new students. Upon completion of the program, students would be asked the same questions. Comparisons between these two data points would allow us to see some of the progress among students who have completed all 16 courses.

World Hope Ministries International Dashboard 2023

AGI Progress

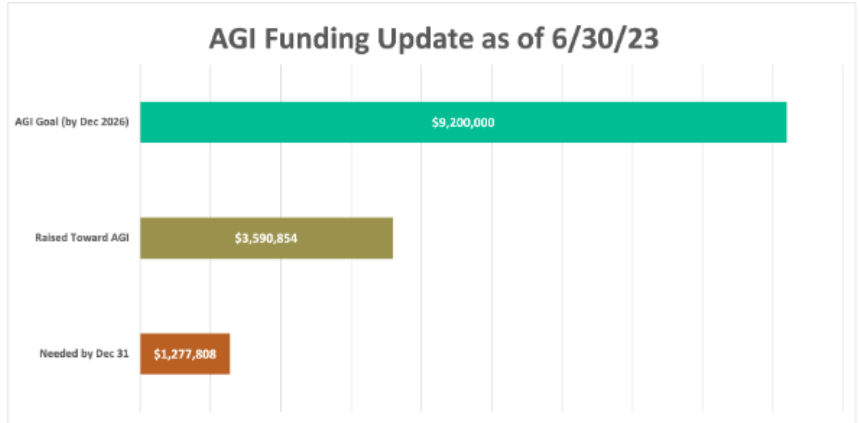
AGI Progress Data

| | |
|--------------------------|----------------|
| Graduates | |
| Current: | 2822 |
| By 2026: | 7190 |
| Working Countries | |
| Current: | 50 |
| Students | |
| Current: | 7143 |
| By 2026: | 21650 |
| Locations | |
| Current: | 190 |
| By 2026: | 400 |
| Raised Toward AGI | |
| Current: | \$3,590,854.00 |
| Total: | \$9,200,000.00 |

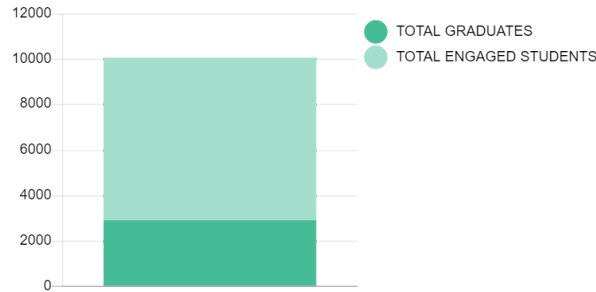


***CURRENT NEED**

To ensure the stability of our work and to make and keep our commitments to our Partners around the world.



Total Impact - Graduates & Students - Live Data



2023 Global Quantitative Data

WHBI Chartered Locations

Working Countries

50

Planning Countries

15

Active Locations

190

Trial Locations

55

Currently Engaged Students

7143

WHBI Data

Courses Taught

345

Graduations

7

Graduates

220

Meetings

0

Personnel on the Field

Total Instruction OTF

344

National Instruction OTF

286

WHBI Staff Member Instruction OTF

21

Other U.S. Instruction OTF

37

Engaged Vision Team Members OTF

0

Vision Team Members OTF

0

Helpful Terms & Notes

Active Locations: Locations with a signed Charter Agreement currently holding classes

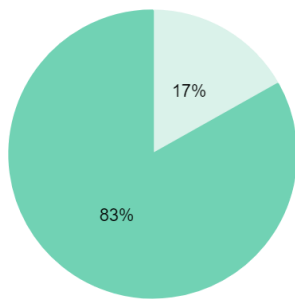
Trial Locations: Locations teaching the first 1-2 courses as a trial before signing a Charter Agreement

Hiatus Locations: Locations with a signed Charter Agreement on pause from classes with the intent to resume (due to war, illness, low student count, etc.)

Currently Engaged Students: Includes students at Active Locations and Hiatus Locations

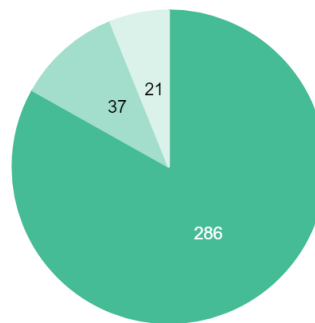
NOTE: There is a natural lag in data received from around the world. These numbers represent data collected at the time of reporting. Currently, there are 8 field reports outstanding for completed courses this quarter.

Courses Taught



■ CUMULATIVE COURSES TAUGHT BY U.S. INSTRUCTORS
■ CUMULATIVE COURSES TAUGHT BY NATIONAL INSTRUCTORS

Instructors on the Field



● NATIONAL INSTRUCTORS
● U.S. INSTRUCTORS
● WHBI STAFF MEMBER INSTRUCTOR

Cumulative Global Qualitative Evaluations 2019 to Present

Course Ratings

Course Comprehension Rating

4.38

Course Application Rating

4.38

Course Curriculum Rating

4.7

Personnel Ratings

Instructor Effectiveness Rating

4.6

Helpfulness of Council Rating

4.49

Logistic Ratings

Ease of Traveling to and Teaching
in Location Rating

4.56

Travel Logistics Experience Rating

4.6

Teaching Space Effectiveness
Rating

4.42

WHMI Curriculum Evaluation by Region

