

LIAT Price List Tables

Effective 11/1/2023



Terms and Conditions

LIAT Terms & Conditions	5
-------------------------------	---

Ordering Information

General Ordering Information Checklist	7
Laminate/PVC Edge Options.....	8
Metal Options	10
Freight Zones	11
Modification Charges.....	12
Tables Overview	13

Hanover

Order Information	17
Specifications	18
Conference Table - Boat Top	19
Conference Table - Racetrack Top	20
Conference Table - Rectangle Top	21

LaRue

Order Information	23
Table Specifications.....	24
Carrel Specifications.....	25
Den Specifications.....	26
Power Bar Specifications.....	27
Shared Table	29
Computer Table (Single Face).....	31
Computer Table (Double Face)	33
Carrel (Single Face)	35
Carrel (Double Face).....	36
Den (Single Face).....	37
Den (Double Face)	39
Power Bar.....	41

Maker

Order Information	43
Specifications	44
Shared Table	46
Work Table - Lower Shelf	47

Work Table - Storage Cabinet	48
Cabinet Accessories	49
Cabinet Accessories	50
Cabinet Accessories	51
Typicals.....	52
Typicals.....	53

Nash

Order Information	56
Specifications	57
Boat Top	59
Envelope Top.....	61
Rectangle Top.....	63
Round & Square Tops	65
Typicals.....	66

Panther

Order Information	68
Specifications	69
Boat Top	70
Bullet Top.....	71
Envelope Top.....	72
Game Top	73
Pod Top	74
Quad Top	75
Rectangle Top.....	76
Round Top	78
Trapezoid Top.....	79

Translate

Order Information	82
Specifications	83
Terminology & Tips	85
Study Table - X-Base.....	87
Study Table - Frame Base.....	88
Desking - Straight.....	89
Desking - Arc, Single Face	91
Desking - Arc, Double Face.....	93
Desking - Pod.....	95

Desking - Share.....	97
Typicals.....	99

Versailles

Order Information	104
Specifications	105
Terminology & Tips	107
Study Table - Leg Base	109
Study Table - Frame Base	110
Desking - Straight, Single Face	111
Desking - Straight, Double Face.....	113
Desking - Wave, Single Face	115
Desking - Wave, Double Face.....	117
Pod	119
Share.....	121
Typicals.....	123

Table Accessories

Add-On Power & Data	130
Built-In Power & Data	132
4trac Power Supply	138
Wire Management & Table Connectors.....	139

LIAT Terms & Conditions

The following terms & conditions apply to all LIAT, LLC products.

- 1. ACCEPTANCE, MODIFICATION, ASSIGNMENT:** By placing this order for furniture, material or other products (sometimes collectively referred to as "Goods"), Customer agrees to these Terms and Conditions which shall prevail over inconsistent provisions in any other form or document of Customer. No change or modification shall be applicable unless set forth in writing and signed by Company. Neither this order nor any interest therein shall be assigned by Customer except with the prior written consent of Company.
- 2. PRICING:** LIAT, LLC assumes no responsibility for the quantities or the interpretation of competitive product. Pricing is based on standard LIAT furniture including standard construction, materials, finishes and sizes. Unit prices shall prevail. Pricing subject to change without notice. Prices are those in effect at the time of order entry.
- 3. PAYMENT:** Customer agrees to pay deposit or down payment as required by Company. Customer agrees to pay to Company the amount indicated on the Invoice, 1% 15 days, net 30 days from date of Invoice (U.S. Funds only), for Goods ordered. **INTEREST WILL BE CHARGED AFTER 30 DAYS FROM THE DATE OF INVOICE AT THE RATE OF ONE AND A HALF PERCENT (1.5%) PER MONTH.** International sales will require additional payment arrangements. No Goods shall be sold on consignment or conditional sales basis. Payment for the Goods delivered hereunder shall constitute acceptance thereof.
- 4. DELIVERY:** The specific terms of delivery are as stated on the sales order acknowledgment. Goods which are delivered in advance of schedule are delivered at the risk of Customer. The Company is not liable for delays or failure to ship due to fire, strike, act of God, the public enemy or other causes beyond the control of the Company. With respect to LIAT, LLC, all shipments which are F.O.B. Factory or Delivered, LIAT, LLC reserves the right to select the appropriate carrier. Special requests including, but not limited to, inside delivery, installation, and call before delivery are not included in the price. Any charges arising from failure to meet shipment, rerouting while in transit, or carrier storage charges are the responsibility of the Customer. LIAT reserves the right to add a freight surcharge dependent on current market conditions.
- *LIAT product is shipped knocked down. Assembly in the field is required.
- 5. CARE AND MAINTENANCE:** To maintain your LIAT product for years of use, please follow these care and maintenance guidelines:

Wood Care and Maintenance: Use a damp, lint free cotton cloth for general dusting. Work with the grain of the wood.

Laminate Tops: Laminates may be cleaned using a damp cloth and mild soap.

Marmoleum Tops: Marmoleum can be maintained by dry or wet maintenance systems. For detailed product specifications or maintenance information, contact Forbo Industries Support Services at 1-800-842-7839 or visit their website www.forbo-industries.com.

Metal Finishes: Mix a solution of liquid soap and warm water. Saturate a clean cloth with this mixture. Wipe down metal then dry completely.

Acrylic Products: Use only products specifically recommended for cleaning acrylic, or a mild solution of dish detergent and warm water. Do **NOT** use any cleaner containing ammonia to clean your acrylic products. Do **NOT** use a dry cloth or your hand to clean the acrylic - this will rub the dirt and dust into the acrylic and can scratch the surface.

Fabric Care: The ability to be cleaned will vary based on the type of fabric. For best results, a professional service is recommended. Dirt and crumbs may be gently brushed or vacuumed off. Spill should be wiped up immediately with a cloth. If upholstery has been protected with Scotchgard or Zepel, the coating should be re-applied yearly. Vinyl textiles can be cleaned with warm soapy water and then wiped down with a warm damp cloth.

6. CLAIMS. All shipments are delivered to the carrier in good condition and Company's liability ceases after acceptance by carrier. If shipment arrives short or damaged, the Customer must file a claim immediately with the carrier. In the event of concealed damage, notify carrier and request an immediate inspection. Keep all cartons and packing material. Failure to file claim within 15 days after receipt of Goods constitutes acceptance and a waiver of any such claims

7. DISCLAIMER OF WARRANTIES: The express warranties below are the Company's sole warranties of its Goods, there are no understandings, agreements, representations, or warranties, express or implied (including any regarding the merchantability or fitness for a particular purpose), not specified herein, respecting the Goods. Except for those obligations of the Company identified in these Terms and Conditions, all risks related to the quality and performance of the Goods and responsibility for repair or service costs rests solely on the Customer. Company reserves the right to limit the applicable warranty to the Goods depending upon the division or catalogue through which said Goods were sold. Some states do not allow limitations on implied warranties, limitations on how long an implied warranty lasts, or the exclusion or limitation of incidental or consequential damages, so the above limitations may not apply to all Customers. This warranty gives the Customer specific legal rights, and each Customer may also have other rights which vary from state to state.

8. EXPRESS WARRANTIES: *The express warranties of the Company are as follows:*

LIAT, LLC

LIAT, LLC WARRANTS TO THE ORIGINAL PURCHASER THAT EACH CASEGOOD WILL BE FREE FROM DEFECTS IN WORKMANSHIP GIVEN NORMAL USE FOR A PERIOD OF TWENTY (20) YEARS OF SINGLE SHIFT SERVICE. LIAT WARRANTS THEIR SEATING PRODUCTS TO THE ORIGINAL PURCHASER THAT EACH PIECE OF FURNITURE WILL BE FREE FROM DEFECTS GIVEN NORMAL USE FOR FIVE (5) YEARS. LIAT, LLC WILL, AT ITS OPTION, REPAIR OR REPLACE ANY DEFECTIVE FURNITURE WITHIN THE TERMS OF THE WARRANTY. THIS WARRANTY DOES NOT APPLY TO DAMAGE RESULTING FROM ACCIDENT, ALTERATION, OR MISUSE. ALL LIAT ELECTRICAL COMPONENTS AND ACCESSORIES ARE WARRANTED TO THE EXTENT OF THE ORIGINAL MANUFACTURER.

Goods other than furniture are sold by Company to Customer without warranty.

9. ATTORNEYS' FEES: Customer shall be responsible for all expenses and costs in connection with the enforcement by Company of these Terms and Conditions and the costs of collection (including the fees of any collection agencies to whom the Customer's account may be referred), plus reasonable attorneys' fees (which attorneys' fees shall not be less than 25% of the amount due, unless a lower amount is specified by applicable law).

10. CANCELLATION: All cancellations must be made in writing. Administrative and/or labor charges may be incurred by the Customer depending upon the production stage of the order. Orders specifying special finish cannot be cancelled once finishing has begun. Cancellations cannot be accepted once final production has begun.

11. ORDER CHANGES: All changes to an order must be made in writing and are subject to Company's ability to conform. Administrative and/or labor charges may be incurred by the Customer depending upon the production stage of the order. Once final production has begun, no changes can be accepted.

12. REMEDIES: The remedies herein reserved shall be cumulative, and additional to any other or further remedies provided in law or equity. No waiver of a breach of any provision of these Terms and Conditions shall constitute waiver

of any other breach or of such provision.

13. INSOLVENCY: Company may forthwith cancel this order in the event of the happening of any of the following or any other comparable event: insolvency of the Customer, the filing of a voluntary petition in bankruptcy, the filing of any involuntary petition to have Customer declared bankrupt provided it is not vacated within thirty (30) days from the date of filing, the appointment of a receiver or trustee for Customer provided such appointment is not vacated within thirty (30) days from the date of such appointment, or the execution by Customer of an assignment for the benefit of creditors.

14. LIMITATION OF LIABILITY: The Company shall not under any circumstances be liable to the Customer, owner of the Goods or any third party for special, indirect, incidental, or consequential damages, including, without limitation, loss of profits or revenues, loss or damage to other property or equipment, cost of capital or of purchased or replacement goods, or expense, delay or inconvenience caused by or arising from the purchase, sale, use, repair or inability to use the Goods or by any performance or non-performance under, or breach of, these Terms and Conditions. The Company's sole liability for any defective Goods shall be its repair or its replacement pursuant to the Express Warranties set forth above, or if amended, as applicable at the time of manufacture or repair of the Goods. Some states do not allow the exclusion or limitation of incidental or consequential damages, so the above limitations or exclusion may not apply to all Customers. Any action resulting from any breach on the part of Company as to the Goods or services delivered hereunder must be commenced within one year after the cause of action has occurred.

15. RETURNS AND ALLOWANCES: Reasonable touch-up and deluxing is the dealer's responsibility. The Company will not make allowances for trip or delivery charges, but will only make allowance for actual work performed to correct manufacturing defects. Allowances may be authorized only by a Company officer. It is the responsibility of the field sales representatives to inspect any defective merchandise and make suggestions and recommendations as to the proper disposition. Field personnel cannot obligate or bind the Company by definite agreement, without final authorization by a Company officer. Company will not accept automatic charge backs which do not have prior authorization. All defects must be called to the Company's attention upon arrival at the Customer's "Ship To" destination. To initiate any type of claim or request for parts, it is imperative to have the model number or fabric number, which may be located on the tag attached to the frame of the unit. Authorization for return to the Company for any reason must be issued by the Company via a Return Goods Authorization. Any authorized returns not due to damage or defect will be assessed a 30% restocking charge and all return freight charges must be prepaid. Company will not issue credit allowances for any repairs without Company's prior consent. Under no circumstances shall the Company accept COD (Cash on Delivery) returns, and any such shipment will be refused.

16. SECURITY AGREEMENT: The Company may require and Customer shall grant a security interest in Goods sold pursuant to any credit the Company may extend to the Customer.

17. GOVERNING LAW: All disputes between the parties, whether or not arising out of these Terms and Conditions, will be governed by the laws of the State of North Carolina. Customer agrees to submit to the jurisdiction of and agrees all lawsuits relating to any disputes between the Customer and the Company will be brought only in a state court located in Iredell County, North Carolina or the United States District Court for the Southern District of North Carolina. THE CUSTOMER HEREBY WAIVES THE RIGHT TO A TRIAL BY JURY IN ANY ACTION, PROCEEDING, CLAIM, OR COUNTERCLAIM WHETHER IN CONTRACT OR TORT, AT LAW OR IN EQUITY, ARISING OUT OF OR RELATING IN ANY WAY TO THESE TERMS AND CONDITIONS AND ALL OTHER DISPUTES BETWEEN THE PARTIES.

18. MITIGATION: If the Company repossesses the Goods prior to payment by the Customer of all amounts due hereunder, the Company may sell the

Goods, AS IS, WHERE IS, free and clear of all rights of the Customer at either public or private sale, and apply the net proceeds (after deducting expenses of repossession and sale) to the obligation of Customer hereunder. The Customer shall remain liable for any deficiency. THE COMPANY MAY DISPOSE OF THE GOODS IN ANY COMMERCIALY REASONABLE PLACE AND MANNER AND THE CUSTOMER WAIVES ANY NOTICE OF TIME, PLACE AND MANNER OF SALE.

19. INTEGRATION: This order for Goods, including these Terms and Conditions, along with any Credit Application, Invoice, Statement, Dealer Contract, Acknowledgment, Bill of Lading (and any exhibits, addenda or amendments thereto) of which this order may be a part, constitutes the sole and complete agreement between the Company and the Customer with respect to the purchase of the Goods.

20. DIMENSIONS/SPECIFICATIONS/FINISHES: All dimensions are approximate and may vary due to the upholstery technique of each craftsman. If exact dimensions are required, it is necessary for *the Customer to state such specifications with the order.* Detailed specification sheets are available for each series of Goods, and Customer should consult the Company's Customer Service Department for these specification sheets. Company reserves the right to make changes in dimensions, style, or specifications if Company believes these changes will improve the Goods' quality or appearance. Company reserves the right to substitute hardwoods due to availability at production. Due to the natural characteristics of wood, environmental effects, and material upgrades, the Company cannot guarantee exact finish matches on existing Goods previously ordered from Company. If an exact match to Customer's existing Goods are required, it must be specified so that the proper procedures can be followed to ensure an acceptable finish. Company will accept no liability for the finish if this procedure is not followed. Company reserves the right to make changes in a finish formula if Company believes the change will improve the quality or appearance of Company's Goods.

21. ACKNOWLEDGEMENT: All orders will be acknowledged promptly, showing how the order was entered, the approximate shipping time and other pertinent information. It is the Customer's obligation to examine this acknowledgment carefully and notify Company immediately of any discrepancies. Every reasonable effort is made to ship as acknowledged, however, the acknowledged ship date is approximate. Company will generally ship within five (5) working days of the acknowledged ship date. If a firm ship date is necessary, Customer must inform Company at time of order and Company will make all reasonable efforts to meet each Customer's request. Acknowledged shipping dates are contingent upon the force majeure conditions contained in these Terms and Conditions.

22. COMPANY'S PERFORMANCE OF ITS OBLIGATIONS: The production and delivery of the Goods to the extent delayed or hindered or prevented from the performance by reason of natural disasters, acts of God, strikes, lockouts, labor troubles, inability to procure materials, casualties, failure of power, restrictive governmental laws or regulations, riots, insurrection, acts of terrorism, war or other reason of a like nature not the fault of the Company shall excuse for the period of the delay the Company's performance and the period for the performance shall be extended for a period equivalent to the period of such delay.

23. ANSI / BIFMA PERFORMANCE STANDARDS: All LIAT products meet and/or exceed applicable ANSI and BIFMA performance standards.

24. ENVIRONMENTAL HUMIDITY STATEMENT: Wood acclimates to its environment and will expand and contract with changes in the environment. It is the customers responsibility to ensure that the environment where any LIAT product is kept remains at a 45% - 55% humidity level. Any damage to the furniture resulting from improper humidity levels will void the warranty.

General Ordering Information Checklist

Use this checklist to be sure you have all of the necessary information to order your Retro unit.

Catalog Number

Use our build guides to create your catalog number.

Laminate Selection

Standard Wilsonart or Formica. Please specify manufacturer, color, finish and model number.

PVC Edge Band

Please select from the PVC Edge Options Page.

Accessories

Laminate/PVC Edge Options



Portico Teak
Wilsonart 8210K-28



Natural Oak
Formica 346-58



Beigewood
Wilsonart 7850-60



Kensington Maple
Wilsonart 10776-60



Bleached Legno
Formica 8845-58



Huntington Maple
Wilsonart 7039-60



River Cherry
Wilsonart 7937-60



Nepal Teak
Wilsonart 7209-60



Natural Teak
Formica 8849-58



Shaker Cherry
Wilsonart 7935-60



Windsor Mahogany
Wilsonart 7039-60



Amber Cherry
Wilsonart 7919-60



Montana Walnut
Wilsonart 7110-60



Glamour Cherry
Formica 6208-58



Versailles Anigre
Wilsonart 7923-60




Empire Mahogany
Wilsonart 7122-60



Asian Night
Wilsonart 7949K-18



White Barn
Wilsonart 7977



Frosty White
Wilsonart 1573-60



Fashion Grey
Wilsonart D381-60



Satin Stainless
Wilsonart 4830K-18



Classic Linen
Wilsonart 4943-38



North Sea
Wilsonart D90-60



Slate Grey
Wilsonart D91-60



Carbon Ev
Wilsonart 4820-60



Pewter Mesh
Wilsonart 4878-38



Black
Wilsonart 1595-60

NOTE: All options shown have a Laminate/PVC edge match available. Any standard Wilsonart or Formica laminates may be used. Premium laminates may incur an upcharge.

Non-Standard PVC Edge \$965 List (one time fee)**

***Based on standard pricing & 300' roll availability*



Silver

Applicable Collections:

- Panther**
- Nash**
- Maker**
- Versailles**
- Translate**
- All Lounge Legs**

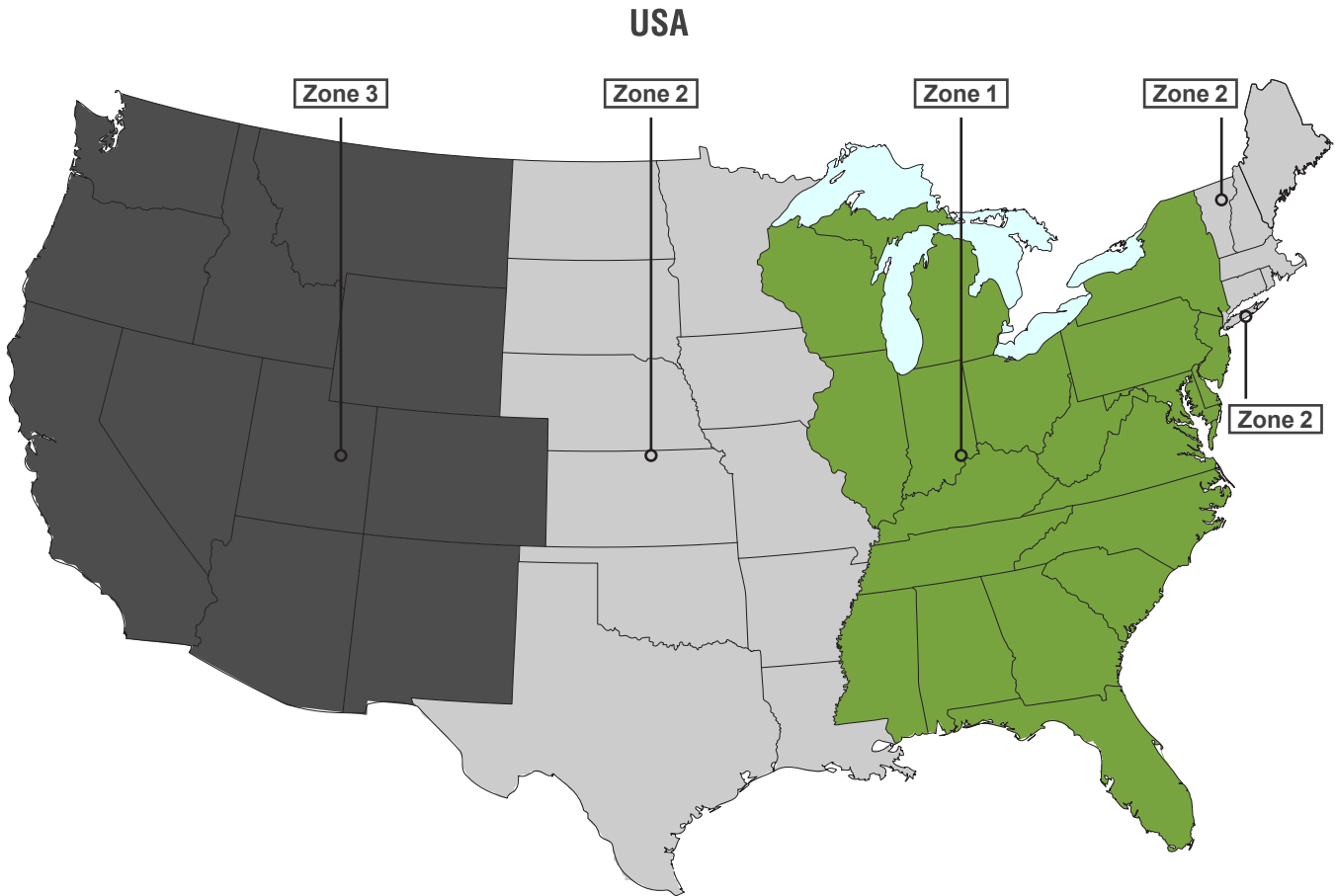


Black

Applicable Collections:

- Panther**
- Nash**

Use the following guide to **determine the delivered pricing** for your LIAT furniture product by **selecting your zone** from the map and reviewing the price changes for each zone. To **determine your list price**, add your prices from your selected furniture and then **add the shipping cost based on your designated zone**.



- **Zone 1** No extra cost
- **Zone 2** Add 7% to the list price
- **Zone 3** Add 15% to the list price

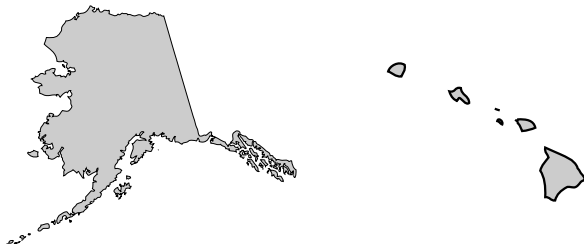
Zone 1 orders less than \$20,000 list will have a freight minimum fee of up to **\$2,000** list.

Zone 2 orders less than \$20,000 list will have a freight minimum fee of up to **\$2,000** list, plus 7% of list

Zone 3 orders less than \$20,000 list will have a freight minimum fee of up to **\$2,000** list, plus 15% of list

Hawaii, Alaska, and International

Note. This system does not apply to our international customers or those living in Alaska and Hawaii, **freight must be quoted separately for these orders.**



*Most LIAT product is shipped knocked down (KD). Assembly in the field is required.

*LIAT reserves the right to add a freight surcharge dependent on current market conditions.

Use the following guide to **determine the delivered pricing** for your LIAT furniture product by **selecting your zone** from the map and reviewing the price changes for each zone. To **determine your list price**, add your prices from your selected furniture and then **add the shipping cost based on your designated zone**.

Size Changes

To order a special size product, use the price of the next largest size. If the special size is larger than what is shown, contact project management.

Catalog Number Changes

To order a modified product, add an "X" as a prefix to the catalog number. The "X" will signify that there has been a modification to ensure the product is engineered and manufactured correctly. LIAT may change the overall catalog number slightly to create a unique identifier as the quote/order goes through our in-house system.

Description Changes

When ordering a modified product, make sure to include all information pertaining to the modification in the description of the quote request / purchase order.

Approval Drawings

LIAT is always happy to send drawings for approval when requested by the customer. When modifications are made to product, LIAT requires approval drawings to be signed off prior to releasing an order to be manufactured.

LIAT Project Managers are here to assist you with any questions you may have.

● Level 1	Up to \$250 list	0-2 hours of engineering time	No significant manufacturing changes
● Level 2	Up to \$500 list	2-4 hours of engineering time	No significant manufacturing changes
● Level 3	Up to \$750 list	0-4 hours of engineering time	Slight manufacturing changes
● Level 4	Up to \$1,000 list	Significant engineering time	Slight manufacturing changes
● Level 5	\$1,000+ list	Significant engineering time	Significant manufacturing changes



Hanover
16



LaRue
22



Maker
42



Nash
55



Panther
67



Translate
80



Versailles
102

Hanover

Price List

Effective 11/1/2023

Order Information	17
Specifications	18
Confrence Tables	19



LIATfurniture.com

694 North Main Street · Troutman, NC 28166
TF 888 440 8205



Use this checklist to be sure you have all of the necessary information to place your order.

Catalog Number

Use our build guides to create your catalog number.

Laminate Selection

Standard Wilsonart or Formica. Please specify manufacturer, color, finish and model number.

PVC Edge Band

See 8 for a complete list of standard LIAT PVC Edge Band options.

Metal Color Selection

See 10 for a complete list of standard LIAT Metal Color options.

Accessories

Tops

Table tops are constructed of 1-1/8" thick particle board core with a high pressure laminate on top and a backer sheet on the bottom. The edges are externally banded on all exposed sides a 3mm PVC band. Tables over 108" long will be constructed of a two piece top supported by three bases.

Flat Base

The bases are constructed of two 11 gauge vertical aluminum extruded columns bolted together by means of a 1/2" thick particle board bridge. Each column has inset grooves to allow panels to cross the span in a flat plane on either side with a cord drop provided in the middle of the base. Each column has an 8" x 8" leg plate that attaches to the top with (8) #14 x 3/4" self-tapping PPH screws.

V-Shaped Base

The bases are constructed of two 11 gauge vertical aluminum extruded columns bolted together by means of a 1/2" thick particle board bridge. Each column has inset grooves to allow panels to cross the span in a curved plane on either side with a cord drop provided in the middle of the base. Each column has an 8" x 8" leg plate that attaches to the top with (8) #14 x 3/4" self-tapping PPH screws.

Plastic Laminate Panels

The plastic laminate panel option is constructed of two vertical grade pieces of High Pressure Laminate fit between the vertical columns of the base.

Plain Metal Panels

The plain metal panel option is constructed of two plain 14 gauge powder coated steel panels fit between the vertical columns of the base.

Perforated Metal Panels

The perforated metal panel option is constructed of two perforated 14 gauge powder coated steel panels fit between the vertical columns of the base.

Adjustable Leveling Glides

3/8-16 x 3/4" long shank adjustable leveling glides come standard with all bases.

Electrical / Power

The standard built-in power upgrade options include cutouts for a grommet as well as M2X and E2X power units that provide various options for power outlets, data ports and USB charging. Grommets are included in the price of the table, but power units must be ordered separately. See the accessories for standard offerings, or contact project management to customize your desired size.

J-Wire Manager

All tables with a power upgrade are to come standard with one J-wire manager made of extruded plastic to hold wires. The J-wire manager is shipped loose and comes with double sided tape to assist with placement in the field. All J-wire managers must be installed with the included screws.

Part Number
Configurator

HN – **CN** – **1** **2** **3** – **4** – **5** **6**

Required Selections

Component	Code	Description	42" Wide	48" Wide
1 Width	42	42" Wide Table	\$0	-
	48	48" Wide Table	-	\$0
	54	54" Wide Table	-	-
	60	60" Wide Table	-	-
2 Length	072	72" Long Table	\$4,822	\$4,832
	084	84" Long Table	\$4,992	\$5,007
	096	96" Long Table	\$5,177	\$5,187
	108	108" Long Table	\$5,358	\$5,368
	120	120" Long Table	\$7,503	\$7,568
	132	132" Long Table	\$7,748	\$7,804
	144	144" Long Table	\$7,984	\$8,009
Component	Code	Description	<=108" Long	>108" Long
3 Top Shape	A	Boat Top	\$0	\$0
	4 Height	29" High Table	\$0	\$0
5 Base Shape	F	Flat Base	\$0	\$0
	V	V-Shaped Base	\$0	\$0
6 Panel Style	MN	Metal, Plain	\$0	\$0
	MP	Metal, Perforated	\$0	\$0
	PL	Plastic Laminate	\$0	\$0

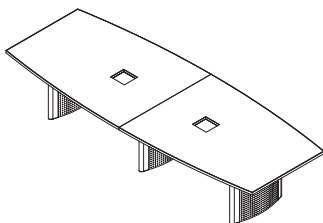
Available Upgrades

Component	Code	Description	<=108" Long	>108" Long
7 Power Cutouts	-1	(1) Power Cutout	\$0	-
	-2	(2) Power Cutouts	\$0	\$0
Component	Code	Description	1 Cutout	2 Cutouts
8 Power Unit	E2X	E2X Cutout	\$63	\$126
	M2X	M2X Cutout	\$63	\$126
	G	Grommet	\$87	\$174

-Power unit(s) NOT included, must be ordered separately

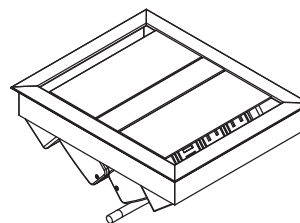
-Grommet(s) included

Quick Looks

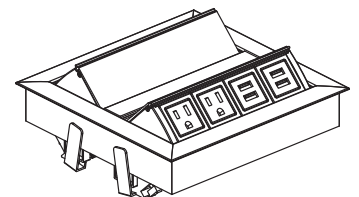


HN-CN-48144A-29-VMP-2M2X

Popular Accessories



LA-E2X4-220-C120-SA



LA-M2X4-220-C120-SA

Part Number
Configurator

HN – **CN** – **1** **2** **3** – **4** – **5** **6**

Required Selections

Component	Code	Description	42" Wide	48" Wide	54" Wide	60" Wide
1 Width	42	42" Wide Table	\$0	-	-	-
	48	48" Wide Table	-	\$0	-	-
	54	54" Wide Table	-	-	\$0	-
	60	60" Wide Table	-	-	-	\$0
2 Length	072	72" Long Table	\$4,476	\$4,581	\$4,686	\$4,797
	084	84" Long Table	\$4,601	\$4,726	\$4,857	\$4,977
	096	96" Long Table	\$4,736	\$4,877	\$5,017	\$5,162
	108	108" Long Table	\$4,887	\$5,162	\$5,333	\$5,343
	120	120" Long Table	\$7,052	\$7,202	\$7,418	\$7,568
	132	132" Long Table	\$7,202	\$7,353	\$7,568	\$7,778
	144	144" Long Table	\$7,287	\$7,503	\$7,718	\$7,929
Component	Code	Description	<=108" Long	>108" Long		
3 Top Shape	K	Racetrack	\$0	\$0		
4 Height	29	29" High Table	\$0	\$0		
5 Base Shape	F	Flat Base	\$0	\$0		
	V	V-Shaped Base	\$0	\$0		
6 Panel Style	MN	Metal, Plain	\$0	\$0		
	MP	Metal, Perforated	\$0	\$0		
	PL	Plastic Laminate	\$0	\$0		

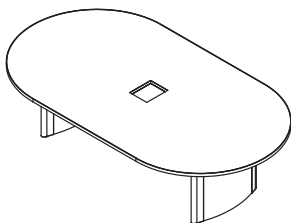
Available Upgrades

Component	Code	Description	<=108" Long	>108" Long
7 Power Cutouts	-1	(1) Power Cutout	\$0	-
	-2	(2) Power Cutouts	\$0	\$0
Component	Code	Description	1 Cutout	2 Cutouts
8 Power Unit	E2X	E2X Cutout	\$63	\$126
	M2X	M2X Cutout	\$63	\$126
	G	Grommet	\$87	\$174

-Power unit(s) NOT included, must be ordered separately

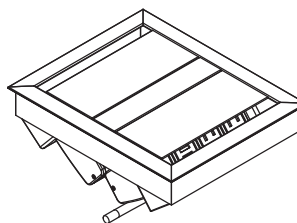
-Grommet(s) included

Quick Looks

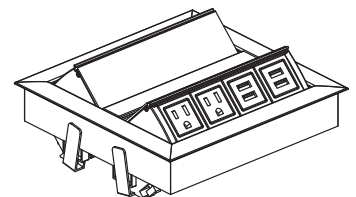


HN-CN-60108K-29-VPL-1M2X

Popular Accessories



LA-E2X4-220-C120-SA



LA-M2X4-220-C120-SA

Part Number
Configurator

HN – **CN** – **1** **2** **3** – **4** – **5** **6**

Required Selections

Component	Code	Description	42" Wide	48" Wide	54" Wide	60" Wide
1 Width	42	42" Wide Table	\$0	-	-	-
	48	48" Wide Table	-	\$0	-	-
	54	54" Wide Table	-	-	\$0	-
	60	60" Wide Table	-	-	-	\$0

2 Length	072	72" Long Table	\$4,361	\$4,466	\$4,576	\$4,681
	084	84" Long Table	\$4,506	\$4,611	\$4,757	\$4,867
	096	96" Long Table	\$4,626	\$4,767	\$4,902	\$5,047
	108	108" Long Table	\$4,777	\$4,912	\$5,087	\$5,228
	120	120" Long Table	\$6,947	\$7,092	\$7,307	\$7,458
	132	132" Long Table	\$7,092	\$7,242	\$7,458	\$7,673
	144	144" Long Table	\$7,167	\$7,383	\$7,608	\$7,824

Component	Code	Description	<=108" Long	>108" Long
3 Top Shape	R	Rectangle	\$0	\$0
4 Height	29	29" High Table	\$0	\$0
5 Base Shape	F	Flat Base	\$0	\$0
	V	V-Shaped Base	\$0	\$0
6 Panel Style	MN	Metal, Plain	\$0	\$0
	MP	Metal, Perforated	\$0	\$0
	PL	Plastic Laminate	\$0	\$0

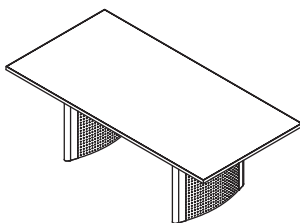
Available Upgrades

Component	Code	Description	<=108" Long	>108" Long
7 Power Cutouts	-1	(1) Power Cutout	\$0	-
	-2	(2) Power Cutouts	\$0	\$0

Component	Code	Description	1 Cutout	2 Cutouts
8 Power Unit	E2X	E2X Cutout	\$63	\$126
	M2X	M2X Cutout	\$63	\$126
	G	Grommet	\$87	\$174

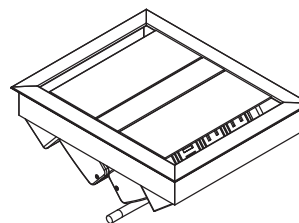
-Power unit(s) NOT included, must be ordered separately
-Grommet(s) included

Quick Looks

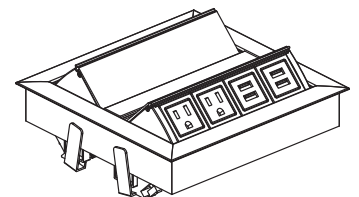


HN-CN-48096R-29-VMP

Popular Accessories



LA-E2X4-220-C120-SA



LA-M2X4-220-C120-SA

Order Information	23
Specifications	24
Shared Tables	29
Computer Tables	31
Carrels	35
Dens	37
Power Bars	41



Use this checklist to be sure you have all of the necessary information to place your order.

Catalog Number

Use our build guides to create your catalog number.

Laminate Selection

Standard Wilsonart or Formica. Please specify manufacturer, color, finish and model number.

PVC Edge Band

See 8 for a complete list of standard LIAT PVC Edge Band options.

Accessories

Tops

Table tops are constructed of 1" thick particle board core with a high pressure laminate on top and a backer sheet on the bottom. The edges are externally banded on all exposed sides with a 3mm PVC band.

Keels

Shared tables include two keels constructed of 1" thick particle board core with high pressure laminate on both faces, externally banded with a 3mm PVC band on the bottom side extending 8" down from the top and spaced 6" from one another. The keels attach to the end panels by means of Mod-eez clips and shoulder screws, and to the top by means of angle mounting brackets and screws.

Back Panel

The computer table back panel is constructed of 1" thick particle board core with high pressure laminate on both faces, externally banded with a 3mm PVC band on the bottom and top sides. The panel is captured on the inside of the end/intermediate panels and starts 13-1/2" above the ground, extending to the same height as the top. There is a 1-1/4" cord drop between the back of the top and the back panel. The back panel attaches to the end/intermediate panels by means of Mod-eez clips and shoulder screws. The back panels of double-faced units shall receive one pass-through grommet.

End/Intermediate Panel

The end and intermediate panels are constructed of 1" thick particle board core with high pressure laminate on both faces, externally banded with a 3mm PVC band on all sides. The panels protrude 1/8" above the work surface and attach to the top by means of a z-bar connector and screws. All intermediate panels include a pass-through grommet for wires. Each panel is fitted with two 1-1/4" diameter rubber cushioned adjustable leveling glides with a 15/16" stem.

Acrylic Divider

The acrylic divider extends from the top of the end and/or back panel(s), and the panel receives a 1/4" route to accept 1/4" thick clear acrylic panel, frosted on both sides and extends 12, 18 or 24" above the work surface.

Electrical / Power

The standard built-in power upgrade option is an all metal flush clamp mounted power and charging solution with 2 power and 2 USB 2.1A charging ports and 108" cord length, constructed with 12A, 120 VAC spill resistant receptacles. Power units are available in Silver Pearl (-PS), Gloss White (-PW) and Black Powder Coat (-PB) finishes.

Wire Management Tray

All computer tables include a wire management trough constructed of 1" thick particle board core with high pressure laminate on both faces, externally banded with a 3mm PVC band on the top edge. The trough attaches to the end panels by means of Mod-eez clips and shoulder screws at a 45 degree angle with house holes on either side. There should be at least 3" of space between the top and the trough for access to wires.

J-Wire Manager

All carrel and computer table products, as well as study tables with a power cutout, come standard with one J-wire manager made of extruded plastic to hold wires. The J-wire manager is shipped loose and comes with double sided tape to assist with placement in the field. All J-wire managers must be installed with the included screws.

Aluminum Reveals

All end panels are available with two 1/8" by 1/8" aluminum reveals running the width of the table. The reveals sit in an 1/8" wide x 1/16" deep route 6" above the bottom of the panel with 3" spacing.

Grain Pattern

Any wood grain laminate will run in the horizontal direction on the end and back panels. A vertical application will be limited to wood grain laminates available in a cross grain pattern and must be specified at the time of order.

Tops

Carrel tops are constructed of 1" thick particle board core with a high pressure laminate on top and a backer sheet on the bottom. The edges are externally banded on all exposed sides with a 3mm PVC band.

End/Intermediate Panel

The end and intermediate panels are constructed of 1" thick particle board core with high pressure laminate on both faces, externally banded with a 3mm PVC band on all sides. The panels attach to the top by means of a z-bar connector and screws. All intermediate panels include a pass-through grommet for wires. Each panel is fitted with two 1-1/4" diameter rubber cushioned adjustable leveling glides with a 15/16" stem.

Back Panel

The back panel is constructed of 1" thick particle board core with high pressure laminate on both faces, externally banded with a 3mm PVC band the top and bottom sides. There is a 1-1/4" cord drop between the back of the top and the back panel. The back panel attaches to the end/intermediate panels by means of Mod-eez clips and shoulder screws. Double-faced panels receive one pass-through grommet.

Shelf

The shelf is 9" deep and constructed of 1" thick particle board core with high pressure laminate on both faces, externally banded with a 3mm PVC band the front side. The shelf attaches to the end/intermediate panels by means of shoulder screws and Mod-eez clips, and are secured to the back panels with an embedded connector.

Valance

All top shelves receive a valance, which is constructed of 1" thick particle board core with high pressure laminate on both faces, externally banded with a 3mm PVC edge on the bottom edge. The valance extends 2-1/2" below the shelf, and is attached by means of (3) wood screws passing through the valance and into the shelf.

Electrical / Power

The standard built-in power upgrade option is an all metal flush clamp mounted power and charging solution with 2 power and 2 USB 2.1A charging ports and 108" cord length, constructed with 12A, 120 VAC spill resistant receptacles. Power units are available in Silver Pearl (-PS), Gloss White (-PW) and Black Powder Coat (-PB) finishes.

Aluminum Reveals

All end panels are available with two 1/8" by 1/8" aluminum reveals running the width of the table. The reveals sit in an 1/8" wide x 1/16" deep route 6" above the bottom of the panel with 3" spacing.

Grain Pattern

Any wood grain laminate will run in the horizontal direction on the end and back panels. A vertical application will be limited to wood grain laminates available in a cross grain pattern and must be specified at the time of order.

Tops

Den tops are constructed of 1" thick particle board core with a high pressure laminate on top and a backer sheet on the bottom. The edges are externally banded on all exposed sides with a 3mm PVC band.

End/Intermediate Panel

The end and intermediate panels are constructed of 1" thick particle board core with high pressure laminate on both faces, externally banded with a 3mm PVC band on all sides. The panels attach to the top by means of a z-bar connector and screws. All intermediate panels include a pass-through grommet for wires. Each panel is fitted with two 1-1/4" diameter rubber cushioned adjustable leveling glides with a 15/16" stem.

Back Panel

The back panel is constructed of 1" thick particle board core with high pressure laminate on both faces, externally banded with a 3mm PVC band the top and bottom sides. The back panel attaches to the end/intermediate panels by means of Mod-eez clips and shoulder screws, and to the top by means of a z-bar connector and screws. Double-faced panels receive one pass-through grommet.

Shelf

The shelf is 12" deep and constructed of 1" thick particle board core with high pressure laminate on both faces, externally banded with a 3mm PVC band the front side. The shelf attaches to the end/intermediate panels by means of z-bar connectors and screws.

Top Support

Single sided dens have a triangular top support constructed of 1" thick particle board core with high pressure laminate on both faces, externally banded with a 3mm PVC band the front side. The support attaches to the end/intermediate panels by means Mod-eez clips and shoulder screws, and to the top by means of z-bar connector and screws.

Disc Base

Double sided dens have a disc base that are constructed of a 4" x 16 gauge steel column attached to a round steel plate at the base that attaches to the column with (2) flathead machine screws from the bottom side. The column is welded to a 12" x 12" plate that attaches to the top with (12) #14 x 1" tapping PPH screws. The disc base includes leveling glides.

Electrical / Power

The standard built-in power upgrade option is an all metal flush clamp mounted power and charging solution with 2 power and 2 USB 2.1A charging ports and 108" cord length, constructed with 12A, 120 VAC spill resistant receptacles. Power units are available in Silver Pearl (-PS), Gloss White (-PW) and Black Powder Coat (-PB) finishes.

Aluminum Reveals

All end panels are available with two 1/8" by 1/8" aluminum reveals running the width of the table. The reveals sit in an 1/8" wide x 1/16" deep route 6" above the bottom of the panel with 3" spacing.

Grain Pattern

Any wood grain laminate will run in the horizontal direction on the end and back panels. A vertical application will be limited to wood grain laminates available in a cross grain pattern and must be specified at the time of order.

Tops

Power bar tops are constructed of 1" thick particle board core with a high pressure laminate on top and a backer sheet on the bottom. The edges are externally banded on all exposed sides with a 3mm PVC band.

Panel

The end and panels are constructed of 1" thick particle board core with high pressure laminate on both faces, externally banded with a 3mm PVC band on all exposed sides. The panels attach to the top by means of angle mounting brackets and screws. Each panel is fitted with two 1-1/4" diameter rubber cushioned adjustable leveling glides with a 15/16" stem.

Back Wall

The back wall is constructed of 1" thick particle board core panels with high pressure laminate on both faces, externally banded with a 3mm PVC band on all exposed sides. The back wall is 14-3/4" deep and attaches to the end panels by means of Mod-eez clips and shoulder screws and to the top by means of z-bar connectors and screws. The back wall includes a top cap and glides.

Electrical / Power

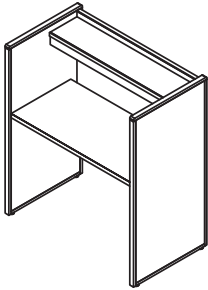
The standard built-in power upgrade option is an all metal flush clamp mounted power and charging solution with 2 power and 2 USB 2.1A charging ports and 108" cord length, constructed with 12A, 120 VAC spill resistant receptacles. Power units are available in Silver Pearl (-PS), Gloss White (-PW) and Black Powder Coat (-PB) finishes.

Aluminum Reveals

All end panels are available with two 1/8" by 1/8" aluminum reveals running the width of the table. The reveals sit in an 1/8" wide x 1/16" deep route 6" above the bottom of the panel with 3" spacing.

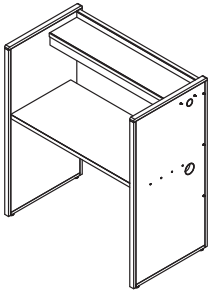
Grain Pattern

Any wood grain laminate will run in the horizontal direction on the end and back panels. A vertical application will be limited to wood grain laminates available in a cross grain pattern and must be specified at the time of order.



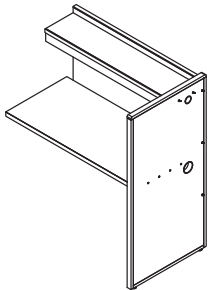
Island

Island units are stand-alone or free-standing, and come with two end panels.



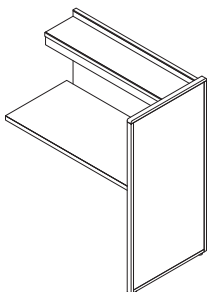
Starter

*Starter units act as a starting point for a run of carrels, and come with one end panel and one intermediate panel. **All starters must be ordered with an end.***




Adder

*Adder units act as an extension for a run of carrels, and come with one intermediate panel. **All adders must be ordered with both a starter and an end unit. There is no limit to the amount of adders allowed in a given run.***



End

*End units act as an ending point for a run of carrels, and come with one end panel. **All ends must be ordered with a starter.***



Starter

Adder

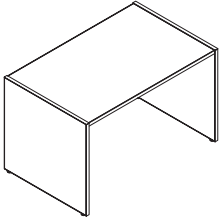
End

Part Number
Configurator

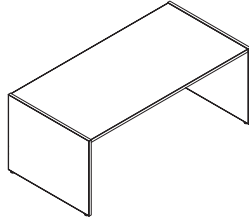
LR – **ST** – **1** **2** – **3**

Required Selections							
Component	Code	Description	30" Wide	36" Wide	42" Wide	48" Wide	
1 Width	30	30" Wide Unit	\$0	-	-	-	
	36	36" Wide Unit	-	\$0	-	-	
	42	42" Wide Unit	-	-	\$0	-	
	48	48" Wide Unit	-	-	-	\$0	
2 Length	36	36" Long Unit	\$1,935	\$1,958	\$1,985	\$2,009	
	42	42" Long Unit	\$1,958	\$1,985	\$2,009	\$2,031	
	48	48" Long Unit	\$1,985	\$2,009	\$2,031	\$2,053	
	60	60" Long Unit	\$2,031	\$2,053	\$2,081	\$2,103	
	66	66" Long Unit	\$2,053	\$2,081	\$2,103	\$2,127	
	72	72" Long Unit	\$2,081	\$2,103	\$2,127	\$2,149	
	78	78" Long Unit	\$2,565	\$2,601	\$2,632	\$2,665	
	84	84" Long Unit	\$2,672	\$2,704	\$2,740	\$2,771	
	90	90" Long Unit	\$2,730	\$2,762	\$2,794	\$2,830	
3 Height	25	25" High Unit	\$0	\$0	\$0	\$0	
	27	27" High Unit	\$0	\$0	\$0	\$0	
	29	29" High Unit	\$0	\$0	\$0	\$0	
	36	36" High Unit	\$953	\$953	\$953	\$953	
	42	42" High Unit	\$953	\$953	\$953	\$953	
Available Upgrades							
Component	Code	Description	30" Wide	36" Wide	42" Wide	48" Wide	
4 Reveals	-ARV	Aluminum Reveals	\$344	\$344	\$344	\$344	
5 Power	-1P	1 Cove Power Unit	\$453	\$453	\$453	\$453	
	-2P	2 Cove Power Units	\$906	\$906	\$906	\$906	
-2 Power / 2 USB charging unit included with 108" Cord							
6 Power Color	S	Silver	\$0	\$0	\$0	\$0	
	B	Black	\$0	\$0	\$0	\$0	
	W	White	\$0	\$0	\$0	\$0	

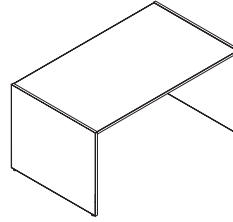
Quick Looks



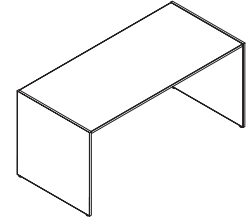
LR-ST-3048-29



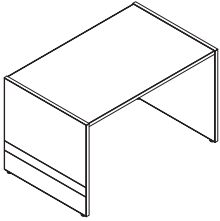
LR-ST-3672-29



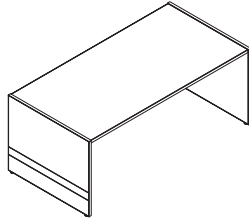
LR-ST-4272-36



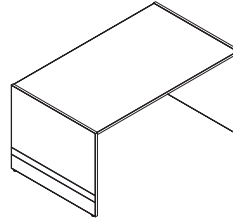
LR-ST-4290-42



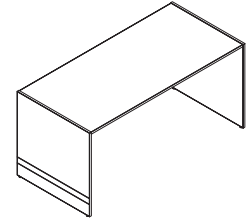
LR-ST-3048-29-ARV



LR-ST-3672-29-ARV

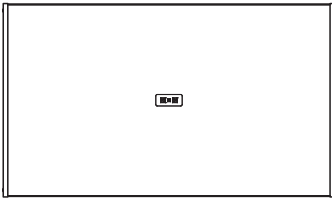


LR-ST-4272-36-ARV

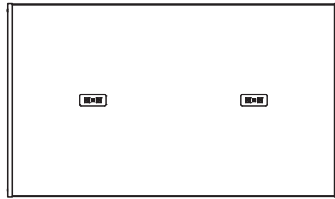


LR-ST-4290-42-ARV

Power Locations

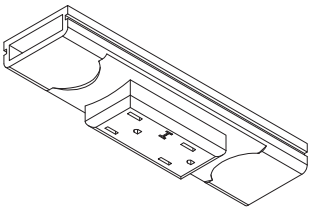


One Power Unit

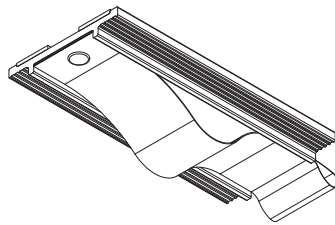


Two Power Units

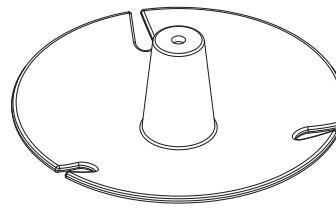
Popular Accessories



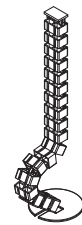
4TRAC



LA-WM7



LA-WM24-90M



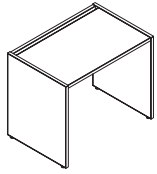
LA-WM16

Part Number
Configurator

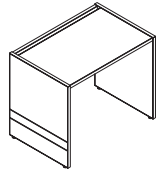
LR – **CT** – **1** – **2** – **3** – **4**

Required Selections									
Component	Code	Description	30" Long	36" Long	42" Long	60" Long	66" Long	72" Long	
1 Width	21	21" Wide Unit	\$1,212	\$1,237	\$1,267	\$2,121	\$2,146	\$2,175	
	24	24" Wide Unit	\$1,230	\$1,260	\$1,286	\$2,138	\$2,168	\$2,193	
2 Length	30	30" Long Unit	\$0	-	-	-	-	-	
	36	36" Long Unit	-	\$0	-	-	-	-	
	42	42" Long Unit	-	-	\$0	-	-	-	
	60	60" Long Unit	-	-	-	\$0	-	-	
	66	66" Long Unit	-	-	-	-	\$0	-	
	72	72" Long Unit	-	-	-	-	-	\$0	
3 Height	25	25" High Unit	\$0	\$0	\$0	\$0	\$0	\$0	
	27	27" High Unit	\$0	\$0	\$0	\$0	\$0	\$0	
	29	29" High Unit	\$0	\$0	\$0	\$0	\$0	\$0	
	36	36" High Unit	\$953	\$953	\$953	\$953	\$953	\$953	
	42	42" High Unit	\$953	\$953	\$953	\$953	\$953	\$953	
4 Unit Type	I	Island	\$487	\$487	\$487	\$487	\$487	\$487	
	S	Starter	\$487	\$487	\$487	\$487	\$487	\$487	
	A	Adder	\$0	\$0	\$0	\$0	\$0	\$0	
	E	End	\$0	\$0	\$0	\$0	\$0	\$0	
Available Upgrades									
Component	Code	Description	30" Long	36" Long	42" Long	60" Long	66" Long	72" Long	
5 Reveals	-ARV	Aluminum Reveals	\$344	\$344	\$344	\$344	\$344	\$344	
6 Acrylic Divider	-ADN	Dvider, No Returns	\$298	\$316	\$334	\$383	\$396	\$409	
	Adders & Ends -ADR	Divider, w/ Returns	\$596	\$614	\$632	\$681	\$694	\$707	
	Islands & Starters -ADR	Divider, w/ Returns	\$894	\$912	\$930	\$979	\$992	\$1,005	
7 Divider Height (No Returns)	12	12" High Divider	\$0	\$0	\$0	\$0	\$0	\$0	
	18	18" High Divider	\$240	\$267	\$298	\$383	\$409	\$440	
	24	24" High Divider	\$303	\$329	\$365	\$458	\$485	\$520	
8 Divider Height (W/ Returns)	12	12" High Divider	\$0	\$0	\$0	\$0	\$0	\$0	
	18	18" High Divider	\$538	\$565	\$596	\$681	\$707	\$738	
	24	24" High Divider	\$899	\$925	\$961	\$1,054	\$1,081	\$1,116	
9 Power	-PS	Cove - Silver	\$453	\$453	\$453	\$453	\$453	\$453	
	-PB	Cove - Black	\$453	\$453	\$453	\$453	\$453	\$453	
	-PW	Cove - White	\$453	\$453	\$453	\$453	\$453	\$453	
-2 Power / 2 USB charging unit included with 108" Cord									

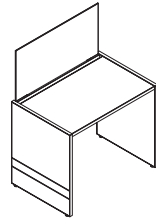
Quick Looks



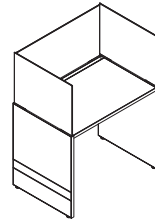
LR-CT-2436S-29-I



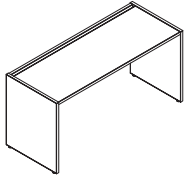
LR-CT-2436S-29-I-ARV



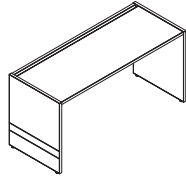
LR-CT-2436S-29-I-ARV-ADN18



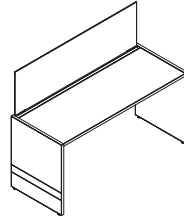
LR-CT-2436S-29-I-ARV-ADR18



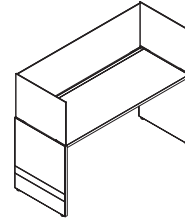
LR-CT-2460S-29-I



LR-CT-2460S-29-I-ARV




LR-CT-2460S-29-I-ARV-ADN18

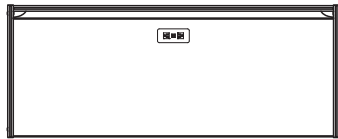


LR-CT-2460S-29-I-ARV-ADR18

Power Locations

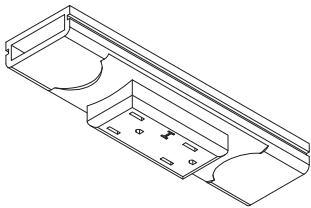


Less than 60" Long

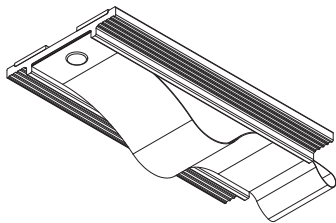


60" Long and Over

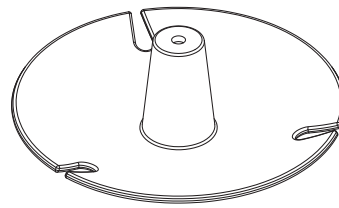
Popular Accessories



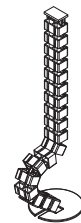
4TRAC



LA-WM7



LA-WM24-90M



LA-WM16

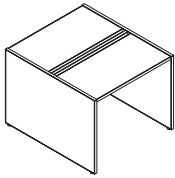
Part Number
Configurator

LR – **CT** – **1** – **2** – **3** – **4**

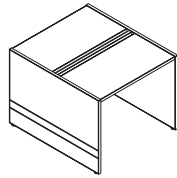
Required Selections									
Component	Code	Description	30" Long	36" Long	42" Long	60" Long	66" Long	72" Long	
1 Width	42	42" Wide Unit	\$2,166	\$2,198	\$2,230	\$3,203	\$3,235	\$3,272	
	48	48" Wide Unit	\$2,189	\$2,221	\$2,254	\$3,226	\$3,263	\$3,295	
2 Length	30	30" Long Unit	\$0	-	-	-	-	-	
	36	36" Long Unit	-	\$0	-	-	-	-	
	42	42" Long Unit	-	-	\$0	-	-	-	
	60	60" Long Unit	-	-	-	\$0	-	-	
	66	66" Long Unit	-	-	-	-	\$0	-	
	72	72" Long Unit	-	-	-	-	-	\$0	
3 Height	25	25" High Unit	\$0	\$0	\$0	\$0	\$0	\$0	
	27	27" High Unit	\$0	\$0	\$0	\$0	\$0	\$0	
	29	29" High Unit	\$0	\$0	\$0	\$0	\$0	\$0	
	36	36" High Unit	\$953	\$953	\$953	\$953	\$953	\$953	
	42	42" High Unit	\$953	\$953	\$953	\$953	\$953	\$953	
4 Unit Type	I	Island	\$487	\$487	\$487	\$487	\$487	\$487	
	S	Starter	\$487	\$487	\$487	\$487	\$487	\$487	
	A	Adder	\$0	\$0	\$0	\$0	\$0	\$0	
	E	End	\$0	\$0	\$0	\$0	\$0	\$0	
Available Upgrades									
Component	Code	Description	30" Long	36" Long	42" Long	60" Long	66" Long	72" Long	
5 Reveals	-ARV	Aluminum Reveals	\$344	\$344	\$344	\$344	\$344	\$344	
6 Acrylic Divider	-ADN	Dvider, No Returns	\$298	\$316	\$334	\$383	\$396	\$409	
	Adders & Ends -ADR	Divider, w/ Returns	\$681	\$699	\$717	\$766	\$779	\$792	
	Islands & Starters -ADR	Divider, w/ Returns	\$1,064	\$1,082	\$1,100	\$1,149	\$1,162	\$1,175	
7 Divider Height (No Returns)	12	12" High Divider	\$0	\$0	\$0	\$0	\$0	\$0	
	18	18" High Divider	\$240	\$267	\$298	\$383	\$409	\$440	
	24	24" High Divider	\$303	\$329	\$365	\$458	\$485	\$520	
8 Divider Height (W/ Returns)	12	12" High Divider	\$0	\$0	\$0	\$0	\$0	\$0	
	18	18" High Divider	\$793	\$820	\$851	\$936	\$962	\$993	
	24	24" High Divider	\$1,239	\$1,265	\$1,301	\$1,394	\$1,421	\$1,456	
9 Power	-PS	Cove - Silver	\$906	\$906	\$906	\$906	\$906	\$906	
	-PB	Cove - Black	\$906	\$906	\$906	\$906	\$906	\$906	
	-PW	Cove - White	\$906	\$906	\$906	\$906	\$906	\$906	

-2 Power / 2 USB charging unit included with 108" Cord

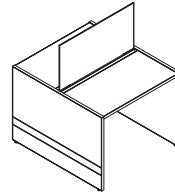
Quick Looks



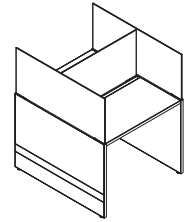
LR-CT-4236S-29-I



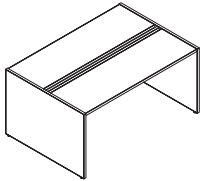
LR-CT-4236S-29-I-ARV



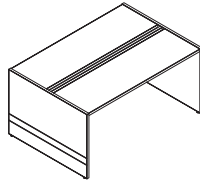
LR-CT-4236S-29-I-ARV-ADN18



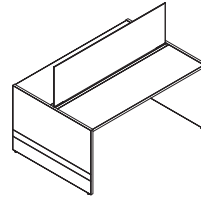
LR-CT-4236S-29-I-ARV-ADR18



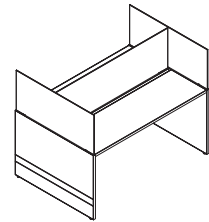
LR-CT-4260S-29-I



LR-CT-4260S-29-I-ARV

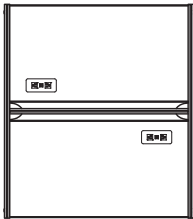


LR-CT-4260S-29-I-ARV-ADN18

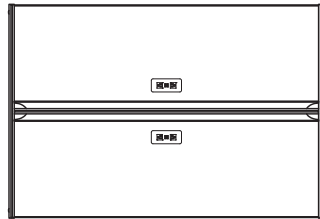


LR-CT-4260S-29-I-ARV-ADR18

Power Locations

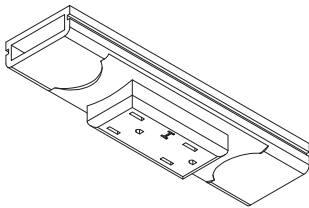


Less than 60" Long

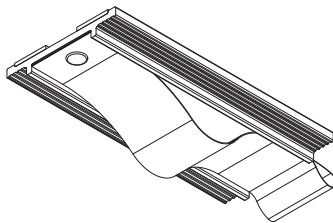


60" Long and Over

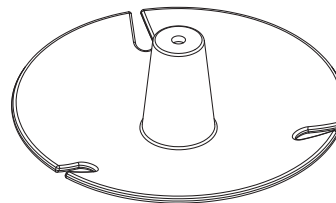
Popular Accessories



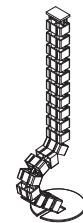
4TRAC



LA-WM7



LA-WM24-90M



LA-WM16

Part Number
Configurator

LR - **CA** - **1** **2** - **3** **4** - **5** - **6**

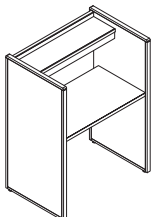
Required Selections				
Component	Code	Description	21" Wide	24" Wide
1 Width	21	21" Wide Unit	\$0	-
	24	24" Wide Unit	-	\$0
2 Length	36	36" Long Unit	\$2,027	\$2,151
	42	42" Long Unit	\$2,161	\$2,282
3 Carrel Height	48	48" High Carrel	\$0	\$0
4 Top Height	27	27" High Top	\$0	\$0
	29	29" High Unit	\$0	\$0
	32	32" High Unit	\$0	\$0
	39	39" High Unit	\$0	\$0
5 Unit Type	I	Island	\$487	\$487
	S	Starter	\$487	\$487
	A	Adder	\$0	\$0
	E	End	\$0	\$0
Component	Code	Description	36" Long	42" Long
6 Shelf	BS	Bottom Shelf	\$0	\$0
	TS	Top Shelf	\$0	\$0

-Top shelf not available on 39" high units

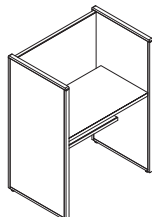
Available Upgrades				
Component	Code	Description	24" Wide	30" Wide
7 Reveals	-ARV	Aluminum Reveals	\$344	\$344
8 Power	-PS	Cove - Silver	\$453	\$453
	-PB	Cove - Black	\$453	\$453
	-PW	Cove - White	\$453	\$453
-2 Power / 2 USB charging unit included with 108" Cord				
9 Top Height Adapter	-HA27	Adapt to 27"	\$0	\$0
	-HA29	Adapt to 29"	\$0	\$0
	-HA32	Adapt to 32"	\$0	\$0
	-HA39	Adapt to 39"	\$0	\$0
-Height adapters only available on Starter and Adder units				
10 Shelf Adapter	-SAB	Shelf Adapt to Bottom Shelf	\$0	\$0
	-SAT	Shelf Adapt to Top Shelf	\$0	\$0

-Shelf adapters only available on Starter and Adder units, -Top Shelf Adapter not available with 39" Height Adapter

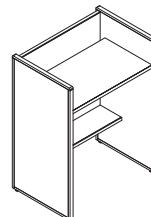
Quick Looks




LR-CA-2436-4829-I-TS



LR-CA-2436-4829-I-BS



LR-CA-2436-4839-I-BS



LA-PERNO-24L

Popular Accessories

Part Number
Configurator

LR – **CA** – **1** **2** – **3** **4** – **5** – **6**

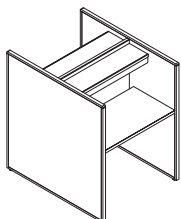
Required Selections				
Component	Code	Description	42" Wide	48" Wide
1 Width	42	42" Wide Unit	\$0	-
	48	48" Wide Unit	-	\$0
2 Length	36	36" Long Unit	\$3,090	\$3,171
	42	42" Long Unit	\$3,185	\$3,266
3 Carrel Height	48	48" High Carrel	\$0	\$0
4 Top Height	27	27" High Top	\$0	\$0
	29	29" High Unit	\$0	\$0
	32	32" High Unit	\$0	\$0
	39	39" High Unit	\$0	\$0
5 Unit Type	I	Island	\$487	\$487
	S	Starter	\$487	\$487
	A	Adder	\$0	\$0
	E	End	\$0	\$0
Component	Code	Description	36" Long	42" Long
6 Shelf	BS	Bottom Shelf	\$0	\$0
	TS	Top Shelf	\$0	\$0

-Top shelf not available on 39" high units

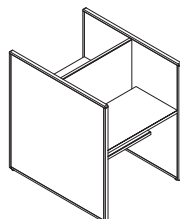
Available Upgrades				
Component	Code	Description	48" Wide	60" Wide
7 Reveals	-ARV	Aluminum Reveals	\$344	\$344
8 Power	-PS	Cove - Silver	\$906	\$906
	-PB	Cove - Black	\$906	\$906
	-PW	Cove - White	\$906	\$906
-2 Power / 2 USB charging unit included with 108" Cord				
9 Top Height Adapter	-HA27	Adapt to 27"	\$0	\$0
	-HA29	Adapt to 29"	\$0	\$0
	-HA32	Adapt to 32"	\$0	\$0
	-HA39	Adapt to 39"	\$0	\$0
-Height adapters only available on Starter and Adder units				
10 Shelf Adapter	-SAB	Shelf Adapt to Bottom Shelf	\$0	\$0
	-SAT	Shelf Adapt to Top Shelf	\$0	\$0

-Shelf adapters only available on Starter and Adder units, -Top Shelf Adapter not available with 39" Height Adapter

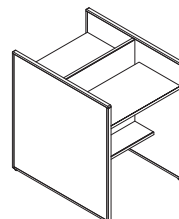
Quick Looks




LR-CA-4836-4829-I-TS



LR-CA-4836-4829-I-BS



LR-CA-4836-4839-I-BS



LA-PERNO-24L

Popular Accessories

Part Number
Configurator

LR – **DN** – **1** – **2** – **3** – **4** – **5** – **6**

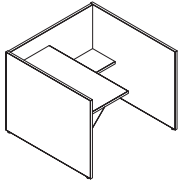
Required Selections				
Component	Code	Description	21" Wide	24" Wide
1 Top Width	21	21" Wide Top	\$0	-
	24	24" Wide Top	-	\$0
2 Top Length	42	42" Long Top	\$2,541	\$2,657
3 Panel Height	36	36" High Panel	\$0	\$0
	42	42" High Panel	\$0	\$0
	48	48" High Panel	\$0	\$0
4 Unit Type	I	Island	\$487	\$487
	S	Starter	\$487	\$487
	A	Adder	\$0	\$0
	E	End	\$0	\$0
5 Top Location	TLF	Top, Left Side Facing	\$0	\$0
	TRF	Top, Right Side Facing	\$0	\$0
6 Next Top	NTC	Next Top Connected	\$0	\$0
	NTN	Next Top NOT Connected	\$0	\$0

- Only applicable for Starter/Adder Units

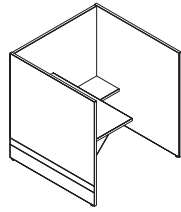
Available Upgrades				
Component	Code	Description	21" Wide	24" Wide
7 Reveals	-ARV	Aluminum Reveals	\$344	\$344
8a Acylic Divider (No Returns)	-ADN12	Divider, No Returns, 12" High	\$334	\$334
	-ADN18	Divider, No Returns, 18" High	\$596	\$596
	-ADN24	Divider, No Returns, 24" High	\$663	\$663
8b Acylic Divider (W/ Returns)	-ADR12	Divider, w/ Returns, 12" High	\$1,002	\$1,002
	-ADR18	Divider, w/ Returns, 18" High	\$1,788	\$1,788
	-ADR24	Divider, w/ Returns, 24" High	\$1,989	\$1,989
8c Acylic Divider (Returns Only)	-ADO12	Divider, Only Returns, 12" High	\$668	\$668
	-ADO18	Divider, Only Returns, 18" High	\$1,192	\$1,192
	-ADO24	Divider, Only Returns, 24" High	\$1,326	\$1,326
9 Power	-PS	Cove - Silver	\$771	\$771
	-PB	Cove - Black	\$771	\$771
	-PW	Cove - White	\$771	\$771

-2 Power / 2 USB charging unit included with 108" Cord (Includes Wire Chase)

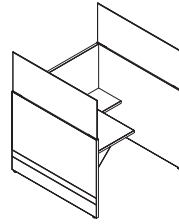
Quick Looks



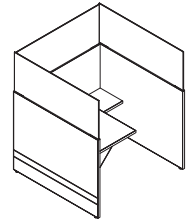
LR-DN-2142-36-I-TLF



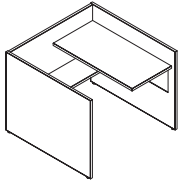
LR-DN-2142-48-I-TLF-ARV



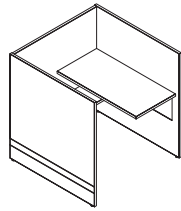
LR-DN-2142-36-I-TLF-ARV-ADO18



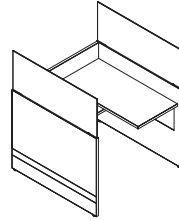
LR-DN-2142-36-I-TLF-ARV-ADR18



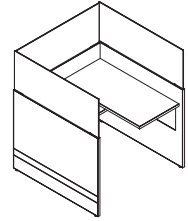
LR-DN-2142-36-I-TRF



LR-DN-2142-48-I-TRF-ARV

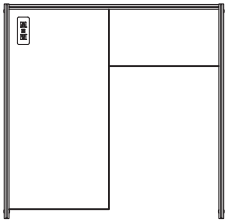


LR-DN-2142-36-I-TRF-ARV-ADO18

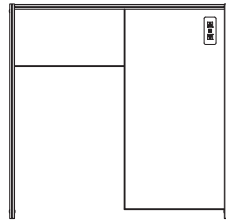


LR-DN-2142-36-I-TRF-ARV-ADR18

Power Locations




Top Left Side Facing

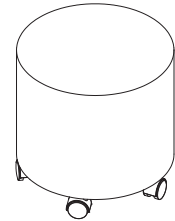


Top Right Side Facing

Works With

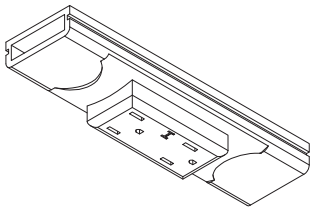


Tahoe

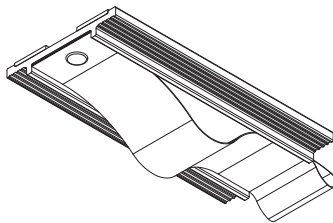


Belmont

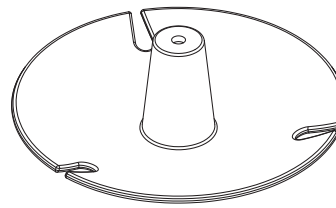
Popular Accessories



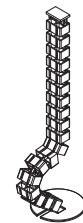
4TRAC



LA-WM7



LA-WM24-90M



LA-WM16

Part Number
Configurator

LR – **DN** – **1** – **2** – **3** – **4** – **5** – **6**

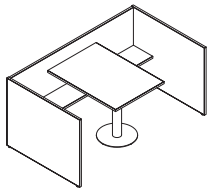
Required Selections				
Component	Code	Description	30" Wide	36" Wide
1 Top Width	30	30" Wide Top	\$0	-
	36	36" Wide Top	-	\$0
2 Top Length	42	42" Long Top	\$4,940	\$5,057
3 Panel Height	36	36" High Panel	\$0	\$0
	42	42" High Panel	\$0	\$0
	48	48" High Panel	\$0	\$0
4 Unit Type	I	Island	\$487	\$487
	S	Starter	\$487	\$487
	A	Adder	\$0	\$0
	E	End	\$0	\$0
5 Top Style	TCS	Top Center, Squared	\$0	\$0
	TCR	Top Center, Rounded	\$318	\$318
6 Next Top	NTC	Next Top Connected	\$0	\$0
	NTN	Next Top NOT Connected	\$0	\$0

- Only applicable for Starter/Adder Units

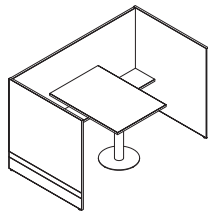
Available Upgrades				
Component	Code	Description	30" Wide	36" Wide
7 Reveals	-ARV	Aluminum Reveals	\$344	\$344
8a Acylic Divider (No Returns)	-ADN12	Divider, No Returns, 12" High	\$490	\$490
	-ADN18	Divider, No Returns, 18" High	\$885	\$885
	-ADN24	Divider, No Returns, 24" High	\$979	\$979
8b Acylic Divider (W/ Returns)	-ADR12	Divider, w/ Returns, 12" High	\$1,158	\$1,158
	-ADR18	Divider, w/ Returns, 18" High	\$2,077	\$2,077
	-ADR24	Divider, w/ Returns, 24" High	\$2,305	\$2,305
8c Acylic Divider (Returns Only)	-ADO12	Divider, Only Returns, 12" High	\$668	\$668
	-ADO18	Divider, Only Returns, 18" High	\$1,192	\$1,192
	-ADO24	Divider, Only Returns, 24" High	\$1,326	\$1,326
9 Power	-PS	Cove - Silver	\$771	\$771
	-PB	Cove - Black	\$771	\$771
	-PW	Cove - White	\$771	\$771

-2 Power / 2 USB charging unit included with 108" Cord (Includes Wire Chase)

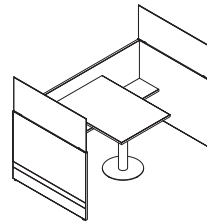
Quick Looks



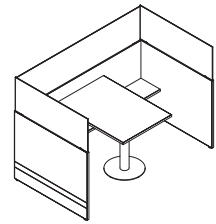
LR-DN-3042-36-I-TCS



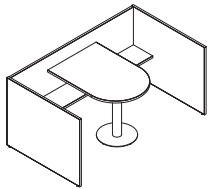
LR-DN-3042-48-I-TCS-ARV



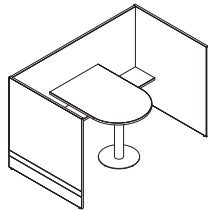
LR-DN-3042-48-I-TCS-ARV-ADO18



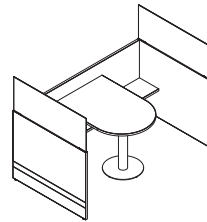
LR-DN-3042-48-I-TCS-ARV-ADR18



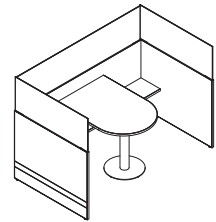
LR-DN-3042-36-I-TCR



LR-DN-3042-48-I-TCR-ARV

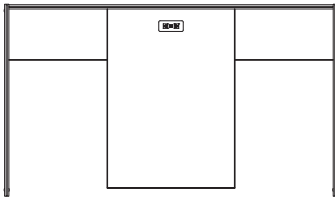


LR-DN-3042-48-I-TCR-ARV-ADO18




LR-DN-3042-48-I-TCR-ARV-ADR18

Power Locations




Top Centered

Works With

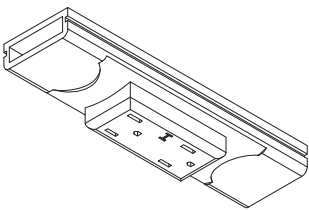


Tahoe

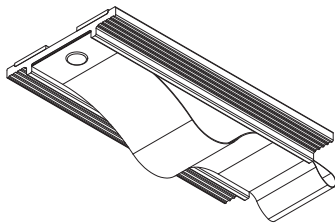


Belmont

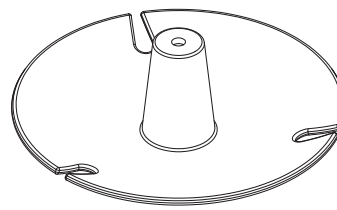
Popular Accessories



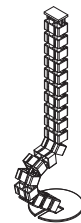
4TRAC



LA-WM7



LA-WM24-90M



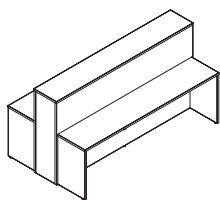
LA-WM16

Part Number
Configurator

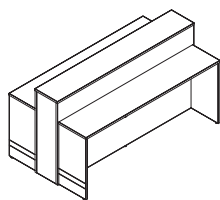
LR – **PB** – **1** – **2** – **3** – **4**

Required Selections									
Component	Code	Description	60" Long	66" Long	72" Long	78" Long	84" Long	90" Long	Long
1 Top Depth	18	18" Wide Unit	\$3,722	\$3,802	\$3,861	\$4,302	\$4,389	\$4,481	
	24	24" Wide Unit	\$3,814	\$3,898	\$3,957	\$4,394	\$4,485	\$4,577	
2 Length	60	60" Long Unit	\$0	-	-	-	-	-	-
	66	66" Long Unit	-	\$0	-	-	-	-	-
	72	72" Long Unit	-	-	\$0	-	-	-	-
	78	78" Long Unit	-	-	-	\$0	-	-	-
	84	84" Long Unit	-	-	-	-	\$0	-	-
	90	90" Long Unit	-	-	-	-	-	\$0	-
3 Top Height	29	29" High Unit	\$0	\$0	\$0	\$0	\$0	\$0	\$0
	36	36" High Unit	\$0	\$0	\$0	\$0	\$0	\$0	\$0
	42	42" High Unit	\$0	\$0	\$0	\$0	\$0	\$0	\$0
4 Work Surface	SF	Single Face	\$0	\$0	\$0	\$0	\$0	\$0	\$0
	DF	Double Face	\$1,215	\$1,225	\$1,260	\$1,302	\$1,345	\$1,386	
Available Upgrades									
Component	Code	Description	60" Long	66" Long	72" Long	78" Long	84" Long	90" Long	Long
5 Reveals	-ARV	Aluminum Reveals	\$344	\$344	\$344	\$344	\$344	\$344	\$344
6 Acrylic Divider	-AD12	Divider, 12" High	\$383	\$396	\$409	\$422	\$440	\$465	
	-AD18	Divider, 18" High	\$681	\$707	\$738	\$751	\$769	\$794	
	-AD24	Divider, 24" High	\$756	\$783	\$818	\$838	\$857	\$889	
Component	Code	Description	SF	DF					
7 Power	-1P	1 Cove Power Unit	\$453	\$906					
	-2P	2 Cove Power Units	\$906	\$1,812					
	-3P	3 Cove Power Units	\$1,359	\$2,718					
-2 Power / 2 USB charging unit included with 108" Cord									
8 Power Color	S	Silver	\$0	\$0					
	B	Black	\$0	\$0					
	W	White	\$0	\$0					

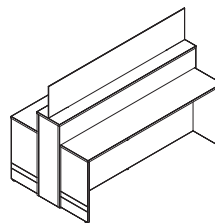
Quick Looks



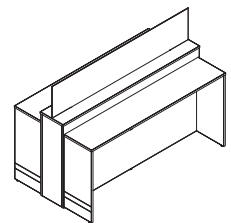
LR-PB-1890-29-DF



LR-PB-1890-36-DF-ARV



LR-PB-1890-36-DF-ARV-AD18



LR-PB-1890-42-DF-ARV-AD18

Maker

Price List

Effective 11/1/2023

Order Information	43
Specifications	44
Shared Tables	46
Work Tables	47
Accessories	49
Typicals	53



LIATfurniture.com

694 North Main Street · Troutman, NC 28166
TF 888 440 8205



Use this checklist to be sure you have all of the necessary information to place your order.

Catalog Number

Use our build guides to create your catalog number.

Laminate Selection ***Laminate tops only***

Standard Wilsonart or Formica. Please specify manufacturer, color, finish and model number.

PVC Edge Band ***PVC banded tops only***

See 8 for a complete list of standard LIAT PVC Edge Band options.

Metal Color Selection

See 10 for a complete list of standard LIAT Metal Color options. (NOTE: Silver is the standard Maker metal color; other colors may be an upcharge with an extended lead time. Contact project management for more information.)

Accessories

Environmental Humidity Statement

Wood acclimates to its environment and will expand and contract with changes in the environment. It is the customers responsibility to ensure that the environment where any LIAT product is kept remains at a 45% - 55% humidity level. Any damage to the furniture resulting from improper humidity levels will void the warranty.

Glued-Up Solid Tops

Glued-Up solid tops are constructed of 1-1/4" thick solid maple with grade A 1 face and 4 edges with sound backs, glued up with 2-1/2" to 4" wide continuous staves with the grain running the length of the table. All edges are eased. Tables 60" in length and longer will receive a 14 gauge channeled stress bar for added support.

Laminate with PVC Edge Tops

Table tops are constructed of 1-1/8" thick particle board core with a high pressure laminate on top and a backer sheet on the bottom. The edges are externally banded on all sides with a flush 3mm PVC band. Tables 60" in length and longer will receive a 14 gauge channeled stress bar for added support.

Legs

The legs are constructed of 2" square 14 gauge steel welded to a 1/4" thick steel mounting plate and support gusset. The leg plate attaches to metal inserts in the top with (6) 5/16-18 x 1" hex head bolts and lock washers. The legs are powder coated.

Frames

The frames are constructed of 2" square 14 gauge steel welded to 1/4" thick steel mounting plates and two 2" square 4 gauge horizontal cross bars. Each leg plate attaches to metal inserts in the top with (6) 5/16-18 x 1" hex head bolts and lock washers. The frames are powder coated.

Stretchers

The stretchers are constructed of 2" square 14 gauge steel welded to 1/4" thick steel mounting plates. The mounting plates attach to the end frames with (8) 1/4-20 x 5/8" PPH machine screws and lock washers. The stretchers are powder coated.

Shelves / Modesty Panels

The shelves & modesty panels are constructed of bent 14 gauge sheet steel. The mounting plates attach to the end frames with (8) 1/4-20 x 5/8" PPH machine screws and lock washers. The shelves and modesty panels are powder coated.

Glides

Each leg includes a 1-1/4" diameter rubber cushioned adjustable leveling glide with a 15/16" stem.

Casters

Mobile legs include a 3" diameter x 1-1/4" thick polyolefin caster with a 1/2-13 x 1-1/2" stem. Each caster has a dynamic load capacity of 300+ pounds.

Storage Cabinet

The storage cabinet is constructed of two end frames connected to a lower stretcher for support. Two end panels constructed of 1-1/4" thick particle board core with grade "A" veneer faces are insert in the end frames. Two back panels constructed of 1/4" thick plywood with select rotary cut face veneer and an intermediate panel constructed of 1" thick veneer core with grade "A" veneer faces are captured between two shelves constructed of 1" thick veneer core with grade "A" veneer faces. The end and intermediate panels include shelf pin holes spaced at 2" on center for the addition of an adjustable shelf.A

Adjustable Shelves

The adjustable shelves are constructed of 1" thick veneer core with grade "A" plain sliced veneer faces with a 1/4" eased external band on the front edge. The underside of the shelf is routed to accept shelf pins.

Doors

The door fronts are constructed of 3/4" thick veneer core with grade "A" plain sliced veneer faces with a vertical grain direction. The doors include hinges with 94 degree opening angles. Locks can be added to the doors to include a lock on the right hand door and a rooster catch on the left by adding a "-LK" suffix to the part number. Locks come standard being keyed randomly; it must be specified with the order if the locks are to be keyed alike.

Drawers

The drawer fronts are constructed of 3/4" thick veneer core with grade "A" plain sliced veneer faces with a vertical grain direction. The drawer boxes are constructed of 12mm birch plywood front, sides and back that are routed to accept a 1/4" thick bottom panel. The drawer box utilizes ball bearing side-mount drawer slides with a 100+ pound rating. Locks can be added to the 24 and 34 sized drawers to include a lock on the top right of the drawer by adding a "-LK" suffix to the part number. Each drawer locks separately, and locks come standard being keyed randomly; it must be specified with the order if the locks are to be keyed alike.

Electrical / Power

All tables include an optional electrical/power cutout upgrade for use with a 4-window Axil Z power unit.

J-Wire Manager

All tables with a power upgrade are to come standard with one J-wire manager made of extruded plastic to hold wires. The J-wire manager is shipped loose and comes with double sided tape to assist with placement in the field. All J-wire managers must be installed with the included screws.


Part Number
Configurator

MK – **ST** – **1** **2** – **3** – **4**


Required Selections						
Component	Code	Description	42" Long	48" Long	60" Long	72" Long
1 Width	30	30" Wide Top	\$1,879	\$1,901	\$2,174	\$2,361
	36	36" Wide Top	\$1,950	\$2,079	\$2,423	\$2,686
	42	42" Wide Top	\$2,101	\$2,239	\$2,645	\$2,953
2 Length	42	42" Long Top	\$0	-	-	-
	48	48" Long Top	-	\$0	-	-
	60	60" Long Top	-	-	\$0	-
	72	72" Long Top	-	-	-	\$0
3 Height	29	29" High Table	\$0	\$0	\$0	\$0
	36	36" High Table	\$0	\$0	\$0	\$0
4 Surface	GS	Glued-Up Solid Top	\$0	\$0	\$0	\$0
	MM	Laminate With PVC Edge	\$0	\$0	\$0	\$0
Available Upgrades						
Component	Code	Description	42" Long	48" Long	60" Long	72" Long
5 Mobile Legs	-CA	Casters	\$164	\$164	\$164	\$164
6 Power	-AZC	Axil Z Cutout, Center	\$81	\$81	\$81	\$81

-Power unit ordered separately

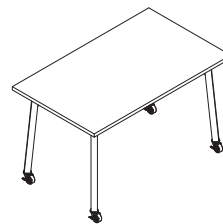
Quick Looks




MK-ST-3060-29-GS



MK-ST-3060-36-GS

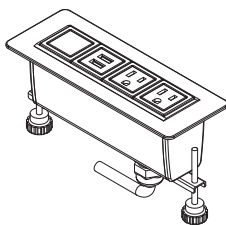


MK-ST-3660-36-GS-CA

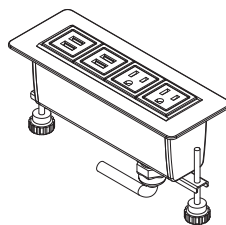


MK-ST-3660-36-GS-AZC


Popular Accessories



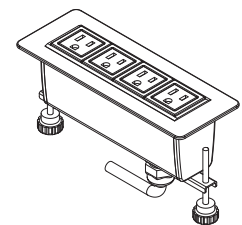
LA-AXZ4-211-C120



LA-AXZ4-220-C120



LA-AXZ4-310-C120



LA-AXZ4-400-C120

Part Number
Configurator

MK – **WT** – **1** **2** **3** – **4** – **5**

Required Selections


Component	Code	Description	60" Long	72" Long
1 Width	30	30" Wide Top	\$2,671	\$2,918
	36	36" Wide Top	\$3,008	\$3,331
2 Length	60	60" Long Top	\$0	-
	72	72" Long Top	-	\$0
3 Table Type	LS	Lower Shelf	\$0	\$0
4 Height	36	36" High Table	\$0	\$0
5 Surface	GS	Glued-Up Solid Top	\$0	\$0
	MM	Laminate With PVC Edge	\$0	\$0

Available Upgrades

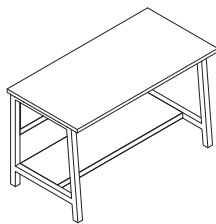
Component	Code	Description	60" Long	72" Long
6 Modesty Panel	-MP	Modesty Panel	\$425	\$485
7 Mobile Legs	-CA	Casters	\$164	\$164
8 Power	-AZC	Axil Z Cutout, Center	\$81	\$81
	-AZL	Axil Z Cutout, Left	\$81	\$81
	-AZR	Axil Z Cutout, Right	\$81	\$81

-Power unit ordered separately

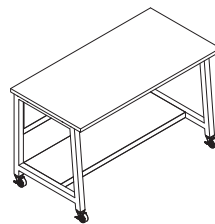
Quick Looks




MK-WT-3060LS-36-GS



MK-WT-3060LS-36-GS-MP

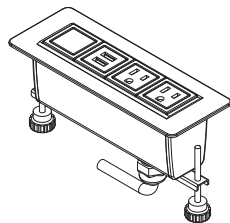


MK-WT-3060LS-36-GS-MP-CA

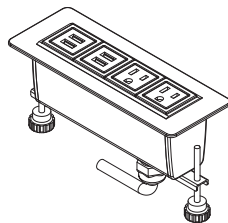


MK-WT-3060LS-36-GS-MP-AZL


Popular Accessories



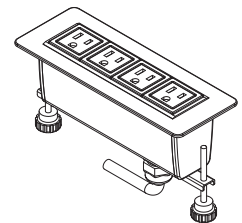
LA-AXZ4-211-C120



LA-AXZ4-220-C120



LA-AXZ4-310-C120



LA-AXZ4-400-C120

Part Number
Configurator

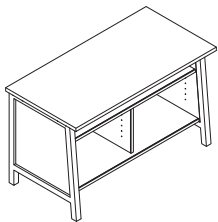
MK - **WT** - **1** **2** **3** - **4** - **5**

Required Selections				
Component	Code	Description	60" Long	72" Long
1 Width	30	30" Wide Top	\$4,733	\$5,151
	36	36" Wide Top	\$5,433	\$5,972
2 Length	60	60" Long Top	\$0	-
	72	72" Long Top	-	\$0
3 Table Type	SC	Storage Cabinet	\$0	\$0
4 Height	36	36" High Table	\$0	\$0
5 Surface	GS	Glued-Up Solid Top	\$0	\$0
	MM	Laminate With PVC Edge	\$0	\$0

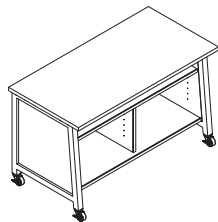
Available Upgrades				
Component	Code	Description	60" Long	72" Long
6 Mobile Legs	-CA	Casters	\$164	\$164
7 Power	-AZC	Axil Z Cutout, Center	\$81	\$81
	-AZL	Axil Z Cutout, Left	\$81	\$81
	-AZR	Axil Z Cutout, Right	\$81	\$81

-Power unit ordered separately


Quick Looks



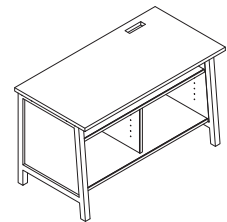
MK-WT-3060SC-36-GS



MK-WT-3060SC-36-GS-CA

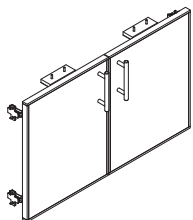


MK-WT-3060SC-36-GS-AZL

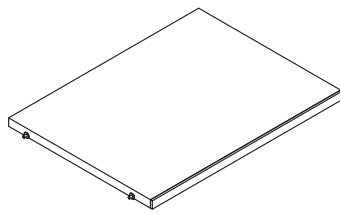


MK-WT-3060SC-36-GS-AZR

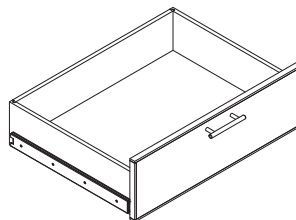
Popular Accessories



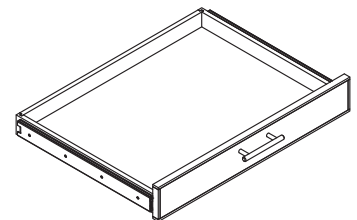
Doors



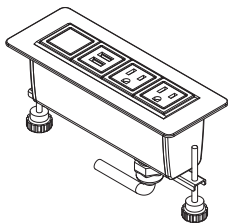
Shelves



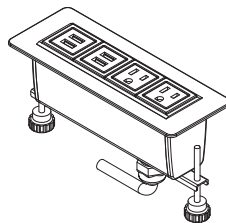
Drawers - 2/4



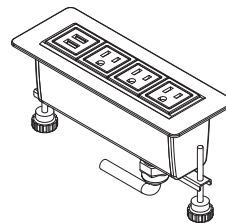
Drawers - 1/4



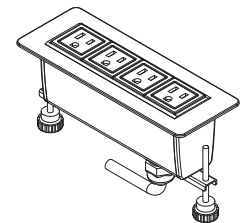
LA-AXZ4-211-C120



LA-AXZ4-220-C120



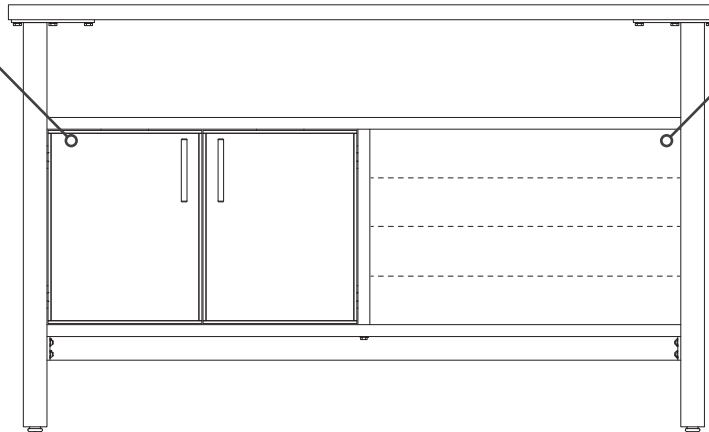
LA-AXZ4-310-C120



LA-AXZ4-400-C120

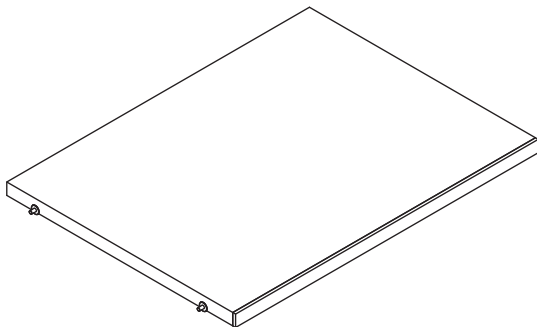
Doors

for each storage space you may add in one set of doors. We recommended combining these with some adjustable shelves to maximize the organization of your table.

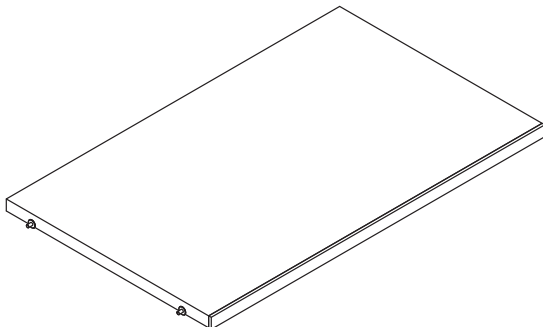


Drawers

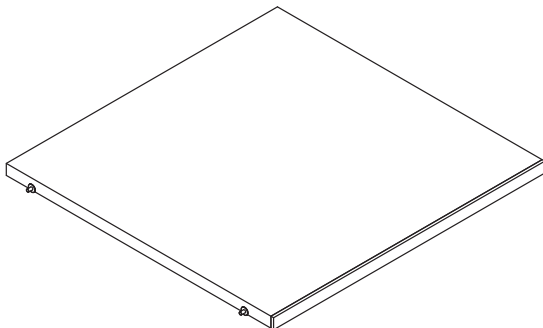
For drawers, the storage area is divided into four sections. You can choose drawers that take up 1/4, 2/4, or 3/4 sections. See our popular items for examples on ways to combine these drawers.



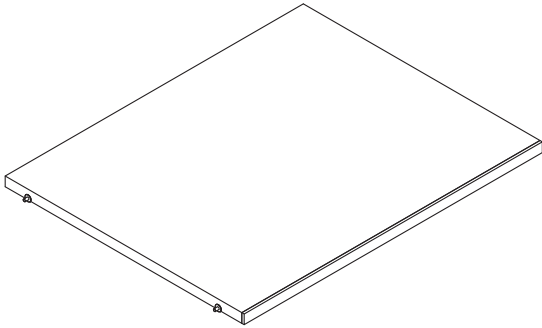
Part Number MK-WT-3060SC-AS
Table Size 30" Wide x 60" Long Storage Cabinet Work Tables
List Price \$126



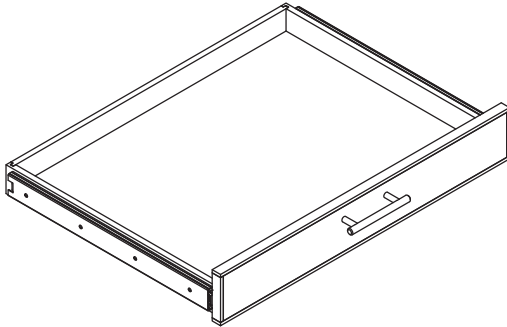
Part Number MK-WT-3072SC-AS
Table Size 30" Wide x 72" Long Storage Cabinet Work Tables
List Price \$151



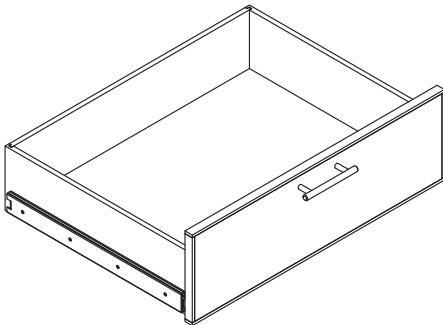
Part Number MK-WT-3660SC-AS
Table Size 36" Wide x 60" Long Storage Cabinet Work Tables
List Price \$158



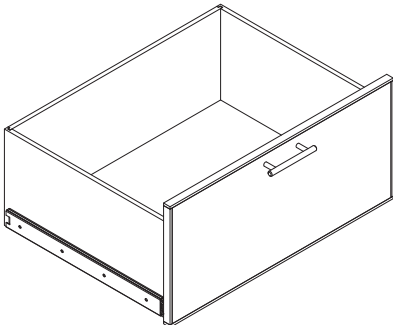
Part Number MK-WT-3672SC-AS
Table Size 36" Wide x 72" Long Storage Cabinet Work Tables
List Price \$189



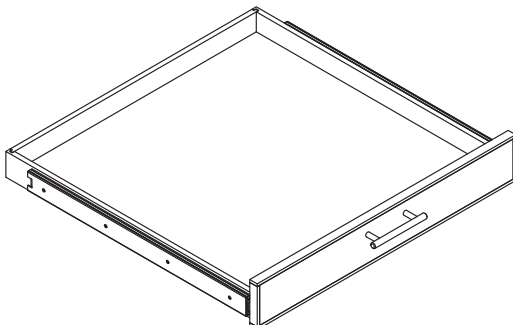
Part Number MK-WT-3060SC-36-14DW
Proportions 1/4
Table Size 30" Wide x 60" Long Storage Cabinet Work Tables
Drawer Footprint 21-1/4" D x 26-1/4" W x 4" H
Inner Drawer 18-1/8" D x 24-3/8" W
List Price \$398



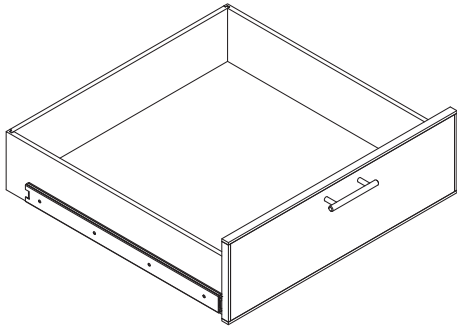
Part Number MK-WT-3060SC-36-24DW
Proportions 2/4
Table Size 30" Wide x 60" Long Storage Cabinet Work Tables
Drawer Footprint 21-1/4" D x 26-1/4" W x 8-1/8" H
Inner Drawer 18-1/8" D x 24-3/8" W
List Price \$481 *add -LK for drawer lock (+\$80)*



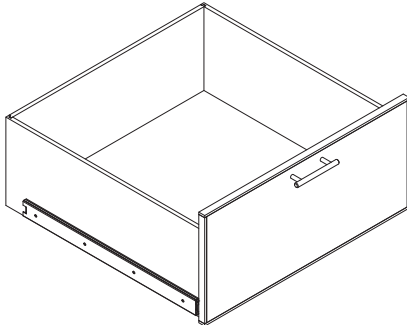
Part Number MK-WT-3060SC-36-34DW
Proportions 3/4
Table Size 30" Wide x 60" Long Storage Cabinet Work Tables
Drawer Footprint 21-1/4" D x 26-1/4" W x 12-3/16" H
Inner Drawer 18-1/8" D x 24-3/8" W
List Price \$566 *add -LK for drawer lock (+\$80)*



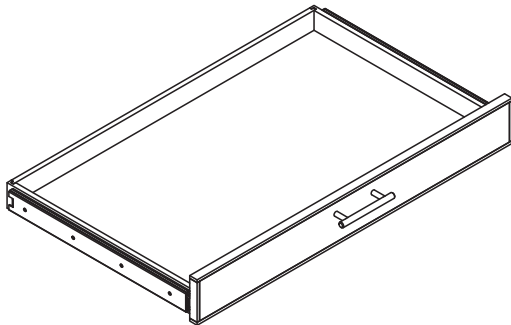
Part Number MK-WT-3660SC-36-14DW
Proportions 1/4
Table Size 36" Wide x 60" Long Storage Cabinet Work Tables
Drawer Footprint 27-1/4" D x 26-1/4" W x 4" H
Inner Drawer 24-1/8" D x 24-3/8" W
List Price \$406



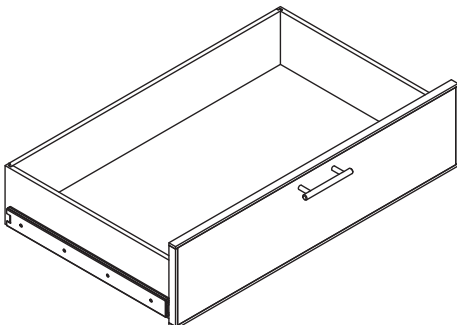
Part Number MK-WT-3660SC-36-24DW
Proportions 2/4
Table Size 36" Wide x 60" Long Storage Cabinet Work Tables
Drawer Footprint 27-1/4" D x 26-1/4" W x 8-1/8" H
Inner Drawer 24-1/8" D x 24-3/8" W
List Price \$491 *add -LK for drawer lock (+\$80)*



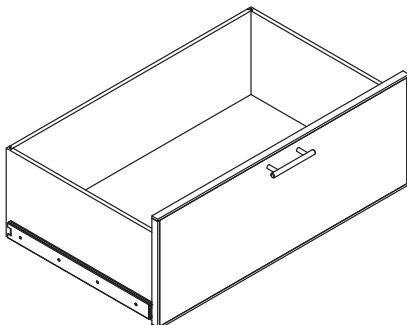
Part Number MK-WT-3660SC-36-34DW
Proportions 3/4
Table Size 36" Wide x 60" Long Storage Cabinet Work Tables
Drawer Footprint 27-1/4" D x 26-1/4" W x 12-3/16" H
Inner Drawer 24-1/8" D x 24-3/8" W
List Price \$584 *add -LK for drawer lock (+\$80)*



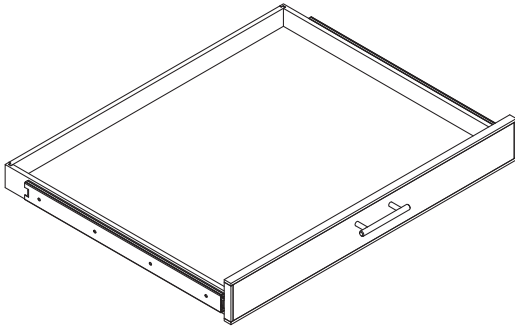
Part Number MK-WT-3072SC-36-14DW
Proportions 1/4
Table Size 30" Wide x 72" Long Storage Cabinet Work Tables
Drawer Footprint 21-1/4" D x 32-1/4" W x 4" H
Inner Drawer 18-1/8" D x 30-3/8" W
List Price \$416



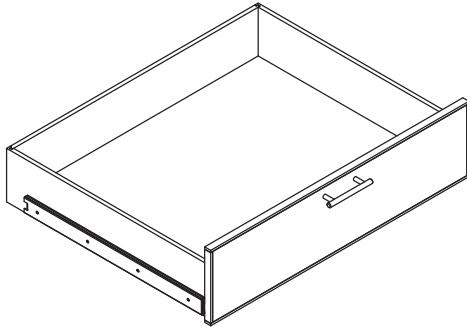
Part Number MK-WT-3072SC-36-24DW
Proportions 2/4
Table Size 30" Wide x 72" Long Storage Cabinet Work Tables
Drawer Footprint 21-1/4" D x 32-1/4" W x 8-1/8" H
Inner Drawer 18-1/8" D x 30-3/8" W
List Price \$509 *add -LK for drawer lock (+\$80)*



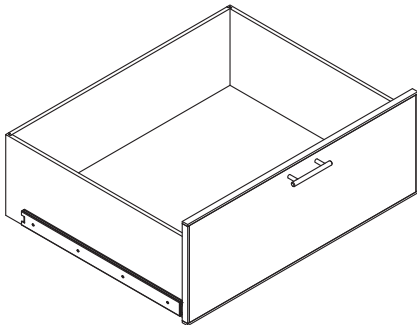
Part Number MK-WT-3072SC-36-34DW
Proportions 3/4
Table Size 30" Wide x 72" Long Storage Cabinet Work Tables
Drawer Footprint 21-1/4" D x 32-1/4" W x 12-3/16" H
Inner Drawer 18-1/8" D x 30-3/8" W
List Price \$625 *add -LK for drawer lock (+\$80)*



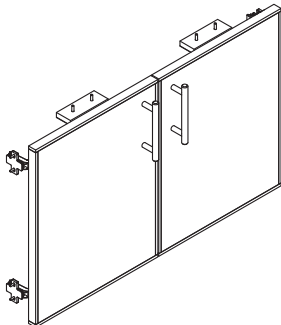
Part Number MK-WT-3672SC-36-14DW
Proportions 1/4
Table Size 36" Wide x 72" Long Storage Cabinet Work Tables
Drawer Footprint 27-1/4" D x 32-1/4" W x 4" H
Inner Drawer 24-1/8" D x 30-3/8" W
List Price \$424



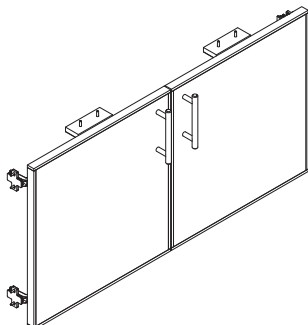
Part Number MK-WT-3672SC-36-24DW
Proportions 2/4
Table Size 36" Wide x 72" Long Storage Cabinet Work Tables
Drawer Footprint 27-1/4" D x 32-1/4" W x 8-1/8" H
Inner Drawer 24-1/8" D x 30-3/8" W
List Price \$519 *add -LK for drawer lock (+\$80)*




Part Number MK-WT-3672SC-36-34DW
Proportions 3/4
Table Size 36" Wide x 72" Long Storage Cabinet Work Tables
Drawer Footprint 27-1/4" D x 32-1/4" W x 12-3/16" H
Inner Drawer 24-1/8" D x 30-3/8" W
List Price \$630 *add -LK for drawer lock (+\$80)*



Part Number MK-WT-6036SC-DR
Table Size 60" Long x 36" High Storage Cabinet Work Tables
List Price \$376
add -LK for drawer lock (+\$80)

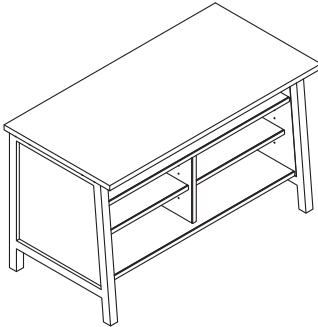


Part Number MK-WT-7236SC-DR
Table Size 72" Long x 36" High Storage Cabinet Work Tables
List Price \$397
add -LK for drawer lock (+\$80)



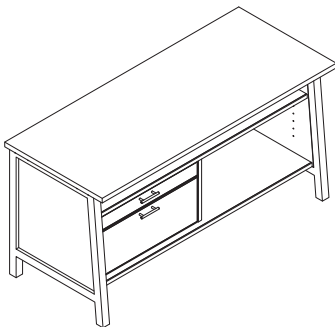
MK-001

Model Number	Qty	List	Extension
MK-WT-3060SC-36-GS	1	\$4,733	\$4,733
MK-WT-6036SC-DR	1	\$356	\$356
MK-WT-3060SC-36-24DW	2	\$461	\$922
Total List			\$6,011



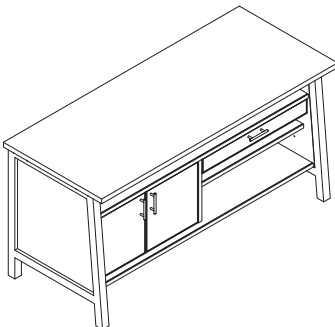
MK-002

Model Number	Qty	List	Extension
MK-WT-3060SC-36-GS	1	\$4,733	\$4,733
MK-WT-3060SC-AS	2	\$106	\$212
Total List			\$4,945



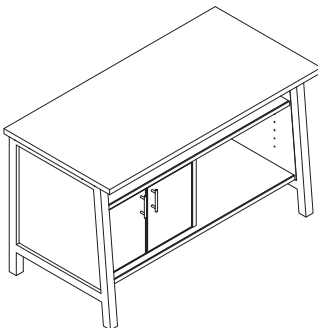
MK-003

Model Number	Qty	List	Extension
MK-WT-3072SC-36-GS	1	\$5,151	\$5,151
MK-WT-3072SC-36-14DW	1	\$396	\$396
MK-WT-3060SC-36-34DW	1	\$546	\$546
Total List			\$6,093



MK-004

Model Number	Qty	List	Extension
MK-WT-3072SC-36-GS	1	\$5,151	\$5,151
MK-WT-7236SC-DR	1	\$377	\$377
MK-WT-3072SC-36-14DW	1	\$396	\$396
MK-WT-3072SC-AS	1	\$131	\$131
Total List			\$6,055



MK-005


Model Number	Qty	List	Extension
MK-WT-3060SC-36-GS	1	\$4,733	\$4,733
MK-WT-6036SC-DR	1	\$356	\$356
Total List			\$5,089

MK-006




Model Number	Qty	List	Extension
MK-WT-3060SC-36-GS	1	\$4,733	\$4,733
MK-WT-3060SC-36-14DW	4	\$378	\$1,512
MK-WT-3060SC-36-24DW	2	\$461	\$922
Total List			\$7,167

MK-007



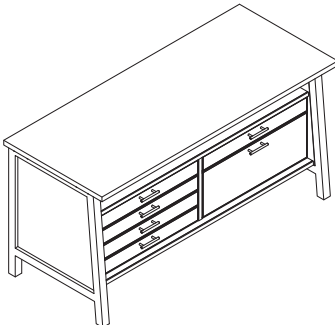
Model Number	Qty	List	Extension
MK-WT-3060SC-36-GS	1	\$4,733	\$4,733
MK-WT-6036SC-DR	2	\$356	\$712
Total List			\$5,445

MK-008



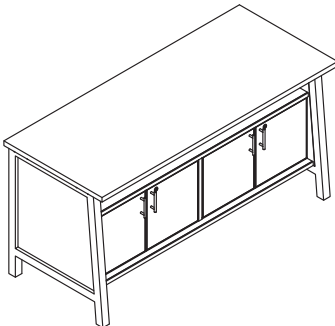
Model Number	Qty	List	Extension
MK-WT-3072SC-36-GS	1	\$5,151	\$5,151
MK-WT-3072SC-36-14DW	4	\$396	\$1,584
MK-WT-3072SC-36-24DW	2	\$489	\$978
Total List			\$7,713

MK-009



Model Number	Qty	List	Extension
MK-WT-3072SC-36-GS	1	\$5,151	\$5,151
MK-WT-3072SC-36-14DW	5	\$396	\$1,980
MK-WT-3072SC-36-34DW	1	\$546	\$546
Total List			\$7,677

MK-010



Model Number	Qty	List	Extension
MK-WT-3072SC-36-GS	1	\$5,151	\$5,151
MK-WT-7236SC-DR	2	\$377	\$754
Total List			\$5,905

Nash

Price List

Effective 11/1/2023

Order Information	56
Specifications	57
Shared Tables	59
Typicals	66



LIATfurniture.com
694 North Main Street · Troutman, NC 28166
TF 888 440 8205



Use this checklist to be sure you have all of the necessary information to place your order.

Catalog Number

Use our build guides to create your catalog number.

Laminate Selection ***Laminate tops only***

Standard Wilsonart or Formica. Please specify manufacturer, color, finish and model number.

PVC Edge Band ***PVC banded tops only***

See 8 for a complete list of standard LIAT PVC Edge Band options.

Metal Color Selection

See 10 for a complete list of standard LIAT Metal Color options.

Accessories

Tops

Table tops are constructed of 1-1/8" thick particle board core with a high pressure laminate on top and a backer sheet on the bottom. The edges are externally banded on all sides with a flush 3mm PVC band. Tables 60" in length and longer will receive a 14 gauge channeled stress bar for added support.

C-Base

The C-Bases are constructed of a 2-1/4" x 13 gauge steel column offset to one side of a cast aluminum foot in a powder coat finish. The column is welded to an 8" x 8" leg plate that attaches to the top with (8) #14 x 1" tapping PPH screws. Flip-tops, mobile legs and power options are available for select sizes.

T-Base

The T-Bases are constructed of a 2-1/4" x 13 gauge steel column centered on a cast aluminum foot in a powder coat finish. The column is welded to an 8" x 8" leg plate that attaches to the top with (8) #14 x 1" tapping PPH screws. Flip-tops, mobile legs and power options are available for select sizes.

X-Base

The X-Bases are constructed of a 2-1/4" x 13 gauge steel column centered on 2 cast aluminum feet in an "X" shape in a powder coat finish. The column is welded to an 12" x 12" leg plate that attaches to the top with (12) #14 x 1" tapping PPH screws. Flip-tops, mobile legs and power options are available for select sizes.

Y-Base

The Y-Bases are constructed of a 2-1/4" x 13 gauge steel column offset on 2 cast aluminum feet in a "Y" shape in a powder coat finish. The column is welded to an 8" x 8" leg plate that attaches to the top with (8) #14 x 1" tapping PPH screws. An extruded aluminum stretch spans the length between two bases. Flip-tops, mobile legs and power options are available for select sizes.

Disc Base

The Disc Bases are constructed of a 4" x 16 gauge steel column attached to a round steel plate at the base that attaches to the column with (2) flathead machine screws from the bottom side. The column is welded to a 12" x 12" plate that attaches to the top with (12) #14 x 1" tapping PPH screws.

Adjustable Leveling Glides

3/8-16 x 3/4" adjustable leveling glides come standard with all C-Base, T-Base, X-Base and Y-Base options.

Casters

Locking Casters are available on all C-Base, T-Base, X-Base and Y-Base options.

Spacers

Spacers (leveler extensions) are available to be paired with casters on all C-Base, T-Base and Y-Base options to allow the tables to be wheel barrowed.

Modesty Panel

A modesty panel can be added to any C-Base table. The modesty panel is available plain or perforated and is formed from steel sheet metal and powder coated. The folded panel bolts to the columns of the two bases, with 3/4" of space between the top and the panel to give 10" of modesty protection.

Flip-Top

The flip-top mechanism uses a rigid wedge-locking design to eliminate all movement in the mechanism. It features a unique injection molded housing, aluminum pivot and metal slider that interact together to offer the best in fit, form and function. The folding mechanism locks and releases using a single handle located towards the front of the table.

Electrical / Power

The standard built-in power upgrade option is an all metal flush clamp mounted power and charging solution with 2 power and 2 USB 2.1A charging ports and 108" cord length, constructed with 12A, 120 VAC spill resistant receptacles. Power units are available in Silver Pearl (-PS), Gloss White (-PW) and Black Powder Coat (-PB) finishes.

Daisy Link

The power units can be daisy linked together from a single power infeed. The units are non-sequential allowing the user to reconfigure the tables in any particular order. Each unit comes with (1) power unit, (1) female/female interconnecting cable, (1) female/male interconnecting cable and (4) plastic cable clamps and screws. Add the suffix "D" to the selected power option for this upgrade.

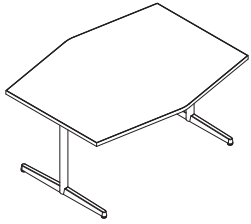
NOTE: *The starter cable is sold separately from the tables; see the accessories section for starter cable ordering information.*

Part Number
Configurator

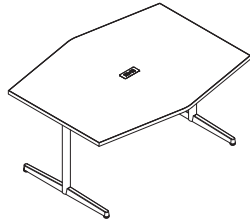
NA – **ST** – **1** – **2** – **3** – **4** – **5**

Required Selections							
Component	Code	Description	24" Wide	30" Wide	36" Wide	42" Wide	
1 Width	24	24" Wide Boat Top Table	\$0	-	-	-	
	30	30" Wide Boat Top Table	-	\$0	-	-	
	36	36" Wide Boat Top Table	-	-	\$0	-	
	42	42" Wide Boat Top Table	-	-	-	\$0	
2 Length	60	60" Long Boat Top Table	\$1,274	\$1,309	\$1,316	\$1,491	
	72	72" Long Boat Top Table	\$1,313	\$1,339	\$1,363	\$1,554	
3 Top Shape	A	Boat Top	\$0	\$0	\$0	\$0	
4 Height	29	29" High Table	\$0	\$0	\$0	\$0	
	36	36" High Table	\$244	\$244	\$244	\$244	
	39	39" High Table	\$244	\$244	\$244	\$244	
	42	42" High Table	\$244	\$244	\$244	\$244	
	AS	Adjustable, Std Height (26"-35")	\$364	\$364	\$364	\$364	
	AB	Adjustable, Bar Height (29"-42")	\$446	\$446	\$446	\$446	
5 Base Style	TB	T-Base	\$0	\$0	\$0	\$0	
	YB	Y-Base	\$278	\$294	\$364	\$448	
Available Upgrades							
Component	Code	Description	60" Long	72" Long			
6 Flip-Top	-FT	Flip-Top w/ Handle	\$606	\$606			
7 Mobile Legs	-2CA	2 Casters/2 Spacers	\$162	\$162			
	-4CA	4 Casters	\$162	\$162			
8 Power	-PS	Cove - Silver Pearl	\$453	\$453			
	-PB	Cove - Black Powder Coat	\$453	\$453			
	-PW	Cove - Gloss White	\$453	\$453			
-2 Power / 2 USB charging unit included with 108" Cord							
9 Daisy Link	D	Daisy Link Power Units	\$202	\$202			
-Starter cable not included, see accessories for ordering information							

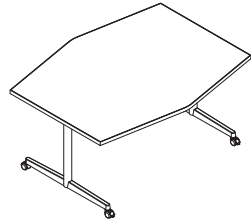
Quick Looks



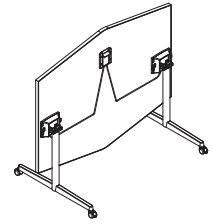
NA-ST-3660A-29-TB



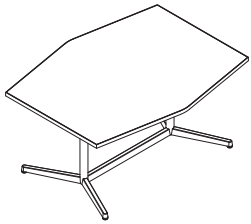
NA-ST-3660A-29-TB-PS




NA-ST-3660A-29-TB-4CA



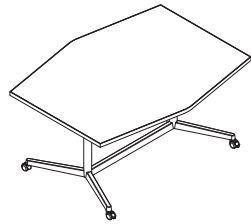
NA-ST-3660A-29-TB-FT-4CA



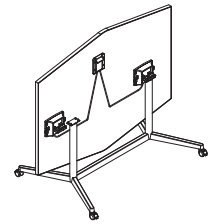
NA-ST-3660A-29-YB



NA-ST-3660A-29-YB-PS

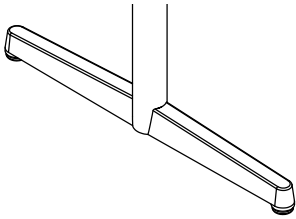


NA-ST-3660A-29-YB-4CA

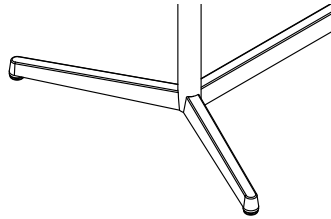


NA-ST-3660A-29-YB-FT-4CA

Base Styles

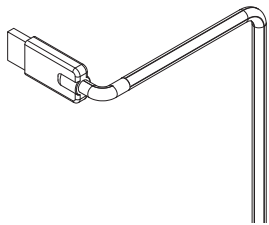


T-Base

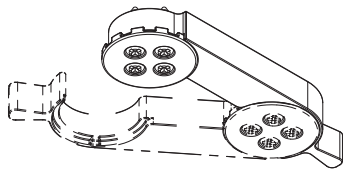


Y-Base

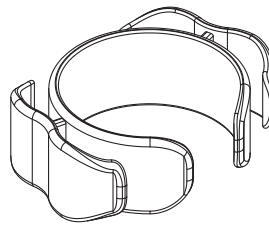
Popular Accessories



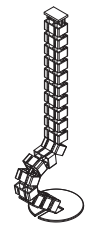
LA-DL1S-72



LA-TC900



LA-WC01



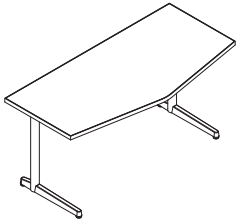
LA-WM16

Part Number
Configurator

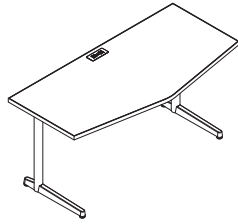
NA – **ST** – **1** – **2** – **3** – **4** – **5**

Required Selections					
Component	Code	Description	21" Wide	24" Wide	30" Wide
1 Width	21	21" Wide Envelope Top Table	\$0	-	-
	24	24" Wide Envelope Top Table	-	\$0	-
	30	30" Wide Envelope Top Table	-	-	\$0
2 Length	60	60" Long Envelope Top Table	\$1,138	\$1,181	\$1,292
	72	72" Long Envelope Top Table	\$1,189	\$1,245	\$1,348
3 Top Shape	E	Envelope Top	\$0	\$0	\$0
4 Height	29	29" High Table	\$0	\$0	\$0
	36	36" High Table	\$244	\$244	\$244
	39	39" High Table	\$244	\$244	\$244
	42	42" High Table	\$244	\$244	\$244
	AS	Adjustable, Std Height (26"-35")	\$364	\$364	\$364
	AB	Adjustable, Bar Height (29"-42")	\$446	\$446	\$446
5 Base Style	CB	C-Base	\$0	\$0	\$0
	TB	T-Base	\$0	\$0	\$0
Available Upgrades					
Component	Code	Description	60" Long	72" Long	
6 Flip-Top	-FT	Flip-Top w/ Handle	\$606	\$606	
	-Not available for 30" wide C-Base units				
7 Modesty	-MPN	Modesty Panel, Plain	\$485	\$566	
	-MPP	Modesty Panel, Perforated	\$485	\$566	
-Modesty panels only available with a C-Base (CB)					
8 Mobile Legs	-2CA	2 Casters/2 Spacers	\$162	\$162	
	-4CA	4 Casters	\$162	\$162	
9 Power	-PS	Cove - Silver Pearl	\$453	\$453	
	-PB	Cove - Black Powder Coat	\$453	\$453	
	-PW	Cove - Gloss White	\$453	\$453	
-2 Power / 2 USB charging unit included with 108" Cord					
10 Daisy Link	D	Daisy Link Power Units	\$202	\$202	
-Starter cable not included, see accessories for ordering information					

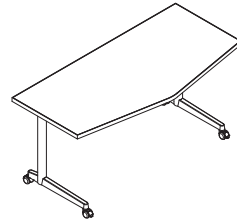
Quick Looks



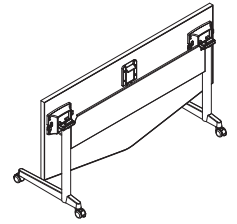
NA-ST-2460E-29-CB



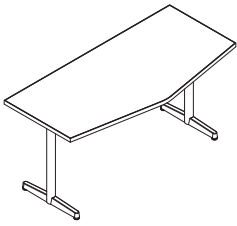
NA-ST-2460E-29-CB-PS



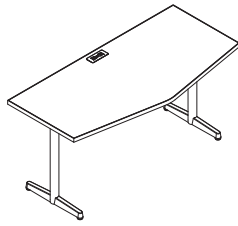
NA-ST-2460E-29-CB-4CA



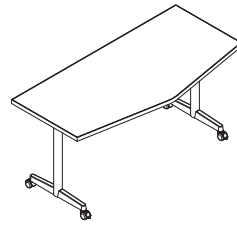
NA-ST-2460E-29-CB-FT-MPN-4CA



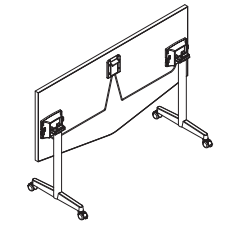
NA-ST-2460E-29-TB



NA-ST-2460E-29-TB-PS

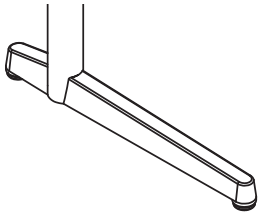


NA-ST-2460E-29-TB-4CA

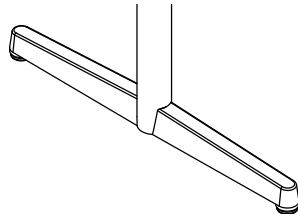


NA-ST-2460E-29-TB-FT-4CA

Base Styles

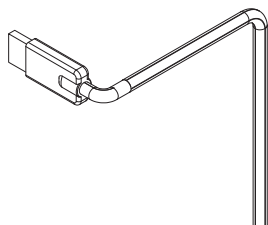


C-Base

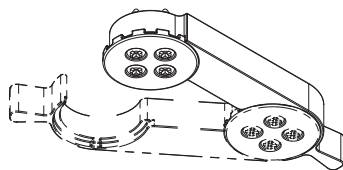


T-Base

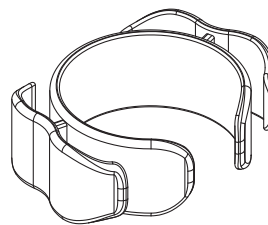
Popular Accessories



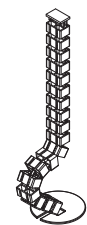
LA-DL1S-72



LA-TC900



LA-WC01



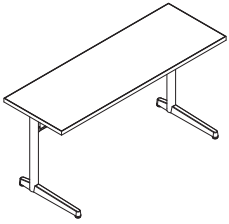
LA-WM16

Part Number
Configurator

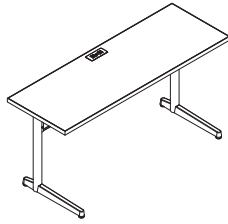
NA – **ST** – **1** **2** **3** – **4** – **5**

Required Selections									
Component	Code	Description	21" Wide	24" Wide	30" Wide	36" Wide	42" Wide	48" Wide	
1 Width	21	21" Wide Table	\$0	-	-	-	-	-	-
	24	24" Wide Table	-	\$0	-	-	-	-	-
	30	30" Wide Table	-	-	\$0	-	-	-	-
	36	36" Wide Table	-	-	-	\$0	-	-	-
	42	42" Wide Table	-	-	-	-	\$0	-	-
	48	48" Wide Table	-	-	-	-	-	-	\$0
2 Length	48	48" Long Table	\$943	\$990	\$1,034	\$1,087	\$1,266	\$1,401	
	60	60" Long Table	\$1,032	\$1,096	\$1,131	\$1,290	\$1,444	\$1,575	
	72	72" Long Table	\$1,066	\$1,118	\$1,157	\$1,329	\$1,482	\$1,613	
3 Top Shape	R	Rectangle Top	\$0	\$0	\$0	\$0	\$0	\$0	
4 Height	29	29" High Table	\$0	\$0	\$0	\$0	\$0	\$0	
	36	36" High Table	\$244	\$244	\$244	\$244	\$244	\$244	
	39	39" High Table	\$244	\$244	\$244	\$244	\$244	\$244	
	42	42" High Table	\$244	\$244	\$244	\$244	\$244	\$244	
	AS	Adj, Std Height	\$364	\$364	\$364	\$364	\$364	\$364	
	AB	Adj, Bar Height	\$446	\$446	\$446	\$446	\$446	\$446	
5 Base Style	CB	C-Base	\$0	\$0	\$0	-	-	-	
	TB	T-Base	\$0	\$0	\$0	\$0	\$0	\$0	
	YB	Y-Base	-	-	\$294	\$364	\$448	\$556	
-Y Base only available on units 60" and longer									
Available Upgrades									
Component	Code	Description	48" Long	60" Long	72" Long				
6 Flip-Top	-FT	Flip-Top w/ Handle	\$606	\$606	\$606				
	-Not available for 48" wide units								
7 Modesty	-MPN	Modesty Panel, Plain	\$445	\$485	\$566				
	-MPP	Modesty Panel, Perforated	\$445	\$485	\$566				
-Modesty panels only available with a C-Base (CB)									
8 Mobile Legs	-2CA	2 Casters/2 Spacers	\$162	\$162	\$162				
	-4CA	4 Casters	\$162	\$162	\$162				
9 Power	-PS	Cove - Silver Pearl	\$453	\$453	\$453				
	-PB	Cove - Black Powder Coat	\$453	\$453	\$453				
	-PW	Cove - Gloss White	\$453	\$453	\$453				
-2 Power / 2 USB charging unit included with 108" Cord									
10 Daisy Link	D	Daisy Link Power Units	\$202	\$202	\$202				
-Starter cable not included, see accessories for ordering information									

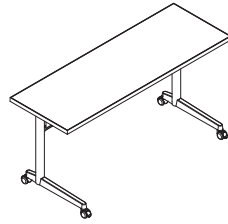
Quick Looks



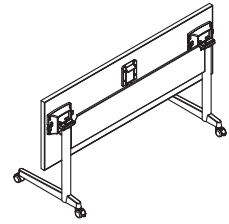
NA-ST-2160R-29-CB-MPN



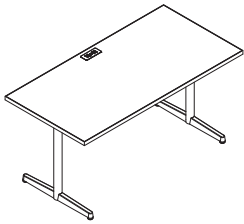
NA-ST-2160R-29-CB-MPN-PS



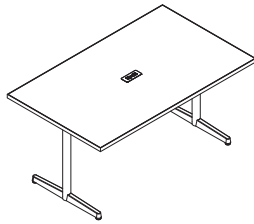
NA-ST-2160R-29-CB-MPN-4CA



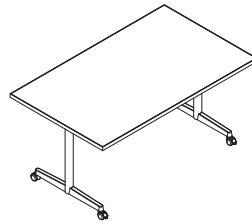
NA-ST-2160R-29-CB-FT-MPN-4CA



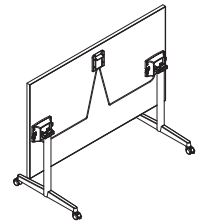
NA-ST-3060R-29-TB-PS



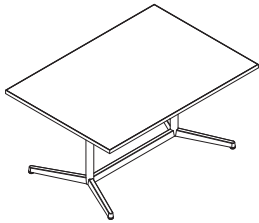
NA-ST-3660R-29-TB-PS



NA-ST-3660R-29-TB-4CA



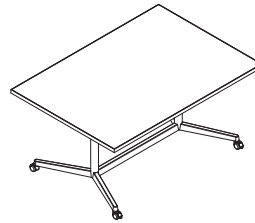
NA-ST-3660R-29-TB-FT-4CA



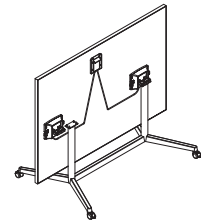
NA-ST-4260R-29-YB



NA-ST-4260R-29-YB-PS

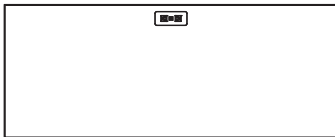


NA-ST-4260R-29-YB-4CA

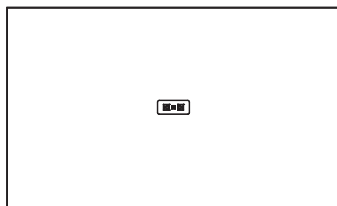


NA-ST-4260R-29-YB-FT-4CA

Power Locations

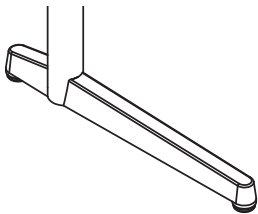


Less than 36" Wide

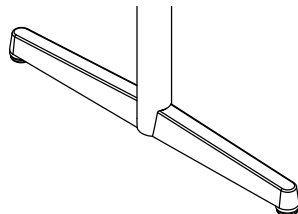


36" Wide and Over

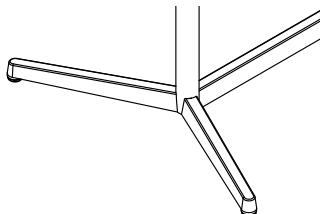
Base Styles



C-Base

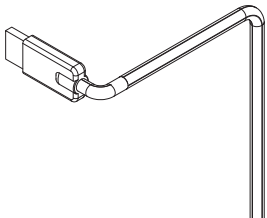


T-Base

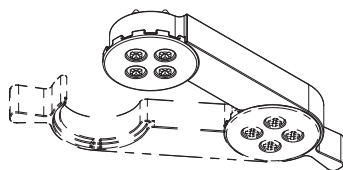


Y-Base

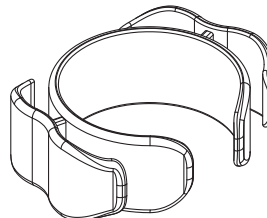
Popular Accessories



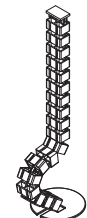
LA-DL1S-72



LA-TC900



LA-WC01



LA-WM16

Part Number
Configurator

NA - **ST** - **1** - **2** - **3** - **4** - **5**

Required Selections

Component	Code	Description	24"	30"	36"	42"
1 Size	24	24" Table	\$0	-	-	-
	30	30" Table	-	\$0	-	-
	36	36" Table	-	-	\$0	-
	42	42" Table	-	-	-	\$0
2 Top Shape	D	Round Top	\$875	\$921	\$976	\$1,129
	S	Square Top	\$807	\$854	\$908	\$1,062
3 Height	29	29" High Table	\$0	\$0	\$0	\$0
	36	36" High Table	\$122	\$122	\$122	\$122
	39	39" High Table	\$122	\$122	\$122	\$122
	42	42" High Table	\$122	\$122	\$122	\$122
	AS	Adjustable, Std Height (26"-35")	\$273	\$273	\$273	\$364
	AB	Adjustable, Bar Height (29"-42")	\$335	\$335	\$335	\$446
4 Base Style	DB	Disc Base <small>-Disc Base not available with adjustable height</small>	\$480	\$480	\$480	\$480
	XB	X-Base	\$0	\$0	\$0	\$0

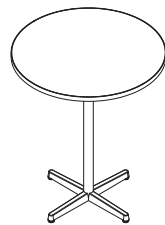
Available Upgrades

Component	Code	Description	24"	30"	36"	42"
5 Flip-Top	-FT	Flip-Top w/ Handle	\$606	\$606	\$606	\$606
	<small>-Not available for Disc Base units</small>					
6 Mobile Legs	-4CA	4 Casters	\$162	\$162	\$162	\$162
	<small>-Not available for Disc Base units</small>					

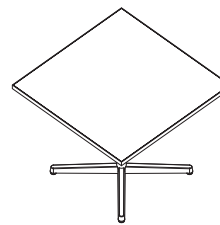
Quick Looks



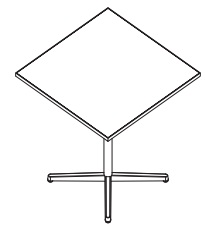
NA-ST-36D-29-XB



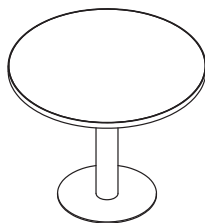
NA-ST-36D-42-XB



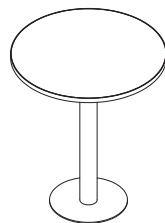
NA-ST-36S-29-XB



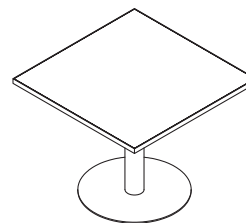
NA-ST-36S-42-XB



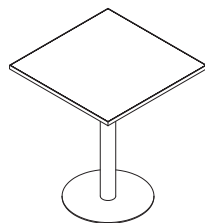
NA-ST-36D-29-DB



NA-ST-36D-42-DB



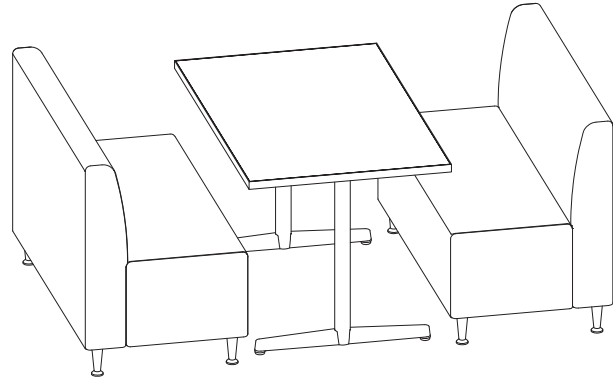
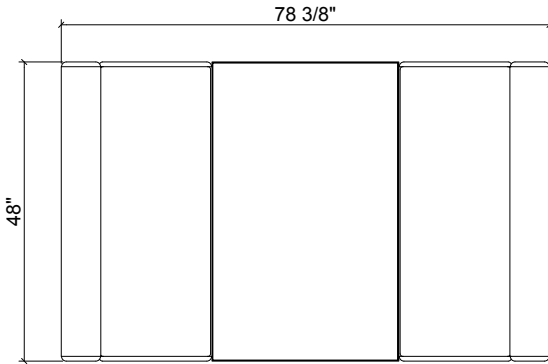
NA-ST-36S-29-DB



NA-ST-36S-42-DB

NA-001

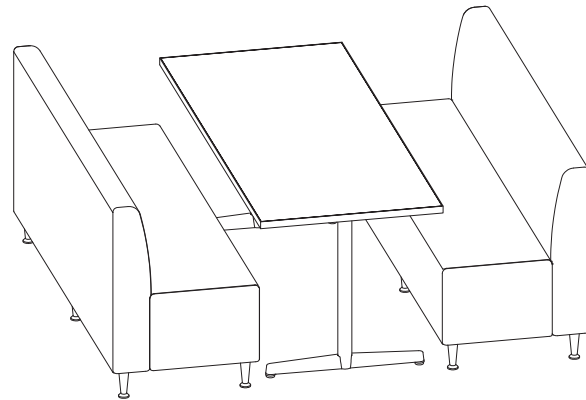
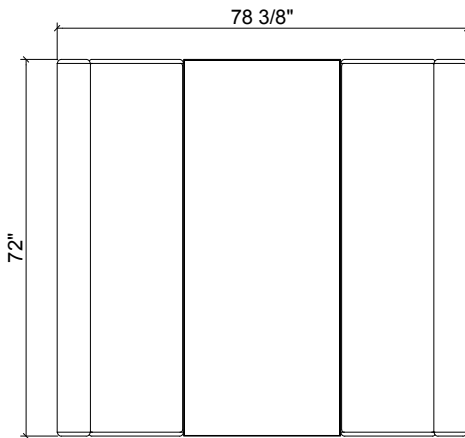
Total List \$6,056



Model Number	Qty	List	Extension
TA-LG-2448S-UB-ML-G1	2	\$2,511	\$5,022
NA-ST-3048R-29-TB	1	\$1,034	\$1,034

NA-002


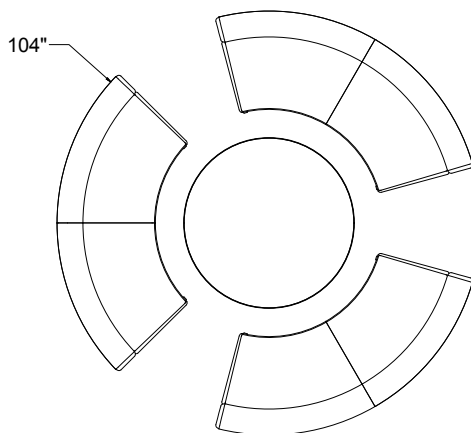
Total List \$7,565



Model Number	Qty	List	Extension
TA-LG-2472S-UB-ML-G1	2	\$3,204	\$6,408
NA-ST-3072R-29-TB	1	\$1,157	\$1,157

NA-003

Total List \$11,779




Model Number	Qty	List	Extension
TA-LG-2490IC-UB-CA-G1	3	\$3,390	\$10,170
NA-ST-42D-29-DB	1	\$1,609	\$1,609

Panther

Price List

Effective 11/1/2023

Order Information	68
Specifications	69
Shared Tables	70



Use this checklist to be sure you have all of the necessary information to place your order.

Catalog Number

Use our build guides to create your catalog number.

Laminate Selection ***Laminate tops only***

Standard Wilsonart or Formica. Please specify manufacturer, color, finish and model number.

PVC Edge Band ***PVC banded tops only***

See 8 for a complete list of standard LIAT PVC Edge Band options.

Accessories

Tops

Table tops are constructed of 1-1/8" thick particle board core with a high pressure laminate on top and a backer sheet on the bottom. The edges are externally banded on all sides with a flush 3mm PVC band. Tables 60" in length and longer will receive a 14 gauge channeled stress bar for added support. All corners are rounded.

Standard Leg

The standard leg is constructed of a 60mm diameter steel leg connected to a square steel mounting plate with an M10 bolt. The leg plate attaches to the top with (8) #8 x 1" PPH screws. Each leg is fitted with a black 60mm diameter leveling glide that provides 1" of height adjustment. Standard legs are available at 25", 29" and 36" high tables.

Mobile Leg

The mobile leg is constructed of a 60mm diameter steel leg connected to a square steel mounting plate with an M10 bolt. The leg plate attaches to the top with (8) #8 x 1" PPH screws. Each leg is fitted with a black 60mm locking caster that provides 1/2" of height adjustment. Mobile legs are available for 29" high tables only.

Spacer Leg

The spacer leg is constructed of a 60mm diameter steel leg connected to a square steel mounting plate with an M10 bolt. The leg plate attaches to the top with (8) #8 x 1" PPH screws. Each leg is fitted with a black 60mm diameter spacer and leveling glide at the same height as the mobile leg and provides 1/2" of height adjustment. Spacer legs are available for 29" high tables only.

Maker Board Divider

The marker board divider is made of 3/4" thick, 3-ply particle board core construction with a .050" thick high pressure marker board laminate on both faces. All corners are rounded, and the edges are externally banded with a continuous black 3mm PVC edge band. The dividers are removable and are captured in edge-mount clamps that attach to the top by means of a thumb screw underneath the surface.

Modesty Panel

The modesty panel is formed from 12 gauge steel sheet metal and powder coated. The folded panel extends past the legs with a 45 degree flange on either end, and attaches to the top by means of (8) #14 x 1" PPH screws.

Electrical / Power

The standard built-in power upgrade option is an all metal flush clamp mounted power and charging solution with 2 power and 2 USB 2.1A charging ports and 108" cord length, constructed with 12A, 120 VAC spill resistant receptacles. Power units are available in Silver Pearl (-PS), Gloss White (-PW) and Black Powder Coat (-PB) finishes.

J-Wire Manager

All tables with a power upgrade are to come standard with one J-wire manager made of extruded plastic to hold wires. The J-wire manager is shipped loose and comes with double sided tape to assist with placement in the field. All J-wire managers must be installed with the included screws.

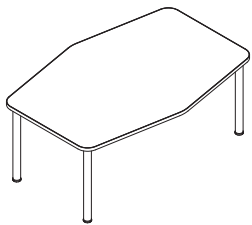
Part Number
Configurator

PA – **ST** – **1** **2** **3** – **4** – **5**

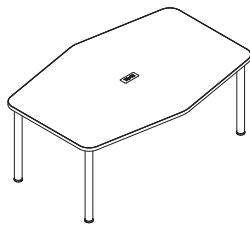
Required Selections						
Component	Code	Description	24" Wide	30" Wide	36" Wide	42" Wide
1 Width	24	24" Wide Boat Top Table	\$0	-	-	-
	30	30" Wide Boat Top Table	-	\$0	-	-
	36	36" Wide Boat Top Table	-	-	\$0	-
	42	42" Wide Boat Top Table	-	-	-	\$0
2 Length	60	60" Long Boat Top Table	\$911	\$924	\$937	\$980
	66	66" Long Boat Top Table	\$924	\$937	\$950	\$1,014
	72	72" Long Boat Top Table	\$950	\$958	\$980	\$1,040
3 Top Shape	A	Boat Top	\$0	\$0	\$0	\$0
4 Height	26	26" High Table	\$0	\$0	\$0	\$0
	29	29" High Table	\$0	\$0	\$0	\$0
	36	36" High Table	\$96	\$96	\$96	\$96
5 Leg Color	SG	Steel Gray	\$0	\$0	\$0	\$0
	TB	Textured Black	\$0	\$0	\$0	\$0

Available Upgrades						
Component	Code	Description	24" Wide	30" Wide	36" Wide	42" Wide
6 Mobile Legs	-2CA	2 Casters/2 Spacers	\$146	\$146	\$146	\$146
	-4CA	4 Casters	\$146	\$146	\$146	\$146
-Casters only available on 29" high units						
7 Power	-PS	Cove - Silver Pearl	\$453	\$453	\$453	\$453
	-PB	Cove - Black Powder Coat	\$453	\$453	\$453	\$453
	-PW	Cove - Gloss White	\$453	\$453	\$453	\$453
-2 Power / 2 USB charging unit included with 108" Cord						

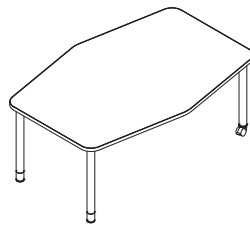
Quick Looks



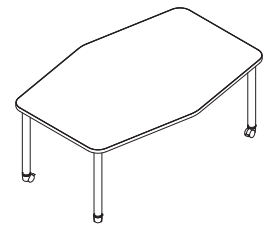
PA-ST-3672A-29-SG



PA-ST-3672A-29-SG-PS

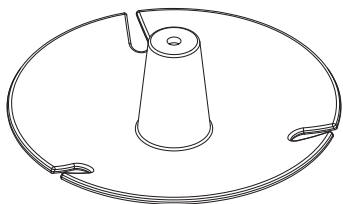


PA-ST-3672A-29-SG-2CA

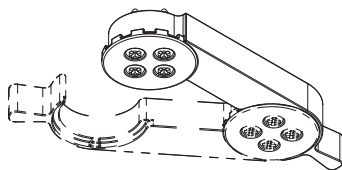


PA-ST-3672A-29-SG-4CA

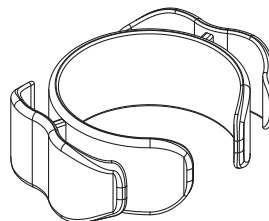
Popular Accessories



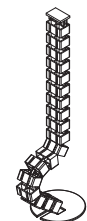
LA-WM24-90M



LA-TC900



LA-WC01



LA-WM16

Part Number
Configurator

PA - **ST** - **1** **2** **3** - **4** - **5**

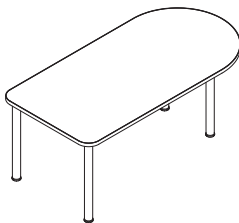
Required Selections

Component	Code	Description	36" Wide	42" Wide	48" Wide
1 Width	36	36" Wide Bullet Top Table	\$0	-	-
	42	42" Wide Bullet Top Table	-	\$0	-
	48	48" Wide Bullet Top Table	-	-	\$0
2 Length	48	48" Long Bullet Top Table	\$697	\$752	\$777
	60	60" Long Bullet Top Table	\$900	\$913	\$926
	66	66" Long Bullet Top Table	\$913	\$926	\$938
	72	72" Long Bullet Top Table	\$938	\$947	\$959
3 Top Shape	B	Bullet Top	\$0	\$0	\$0
4 Height	26	26" High Table	\$0	\$0	\$0
	29	29" High Table	\$0	\$0	\$0
	36	36" High Table	\$96	\$96	\$96
5 Leg Color	SG	Steel Gray	\$0	\$0	\$0
	TB	Textured Black	\$0	\$0	\$0

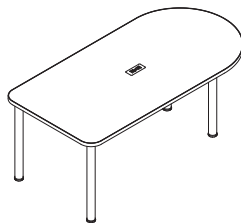
Available Upgrades

Component	Code	Description	36" Wide	42" Wide	48" Wide
6 Mobile Legs	-2CA	2 Casters/2 Spacers	\$146	\$146	\$146
	-4CA	4 Casters	\$146	\$146	\$146
-Casters only available on 29" high units					
7 Power	-PS	Cove - Silver Pearl	\$453	\$453	\$453
	-PB	Cove - Black Powder Coat	\$453	\$453	\$453
	-PW	Cove - Gloss White	\$453	\$453	\$453
-2 Power / 2 USB charging unit included with 108" Cord					

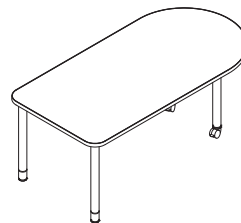
Quick Looks



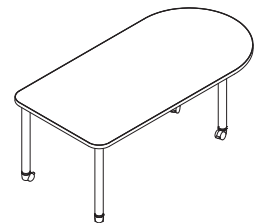
PA-ST-3672B-29-SG



PA-ST-3672B-29-SG-PS

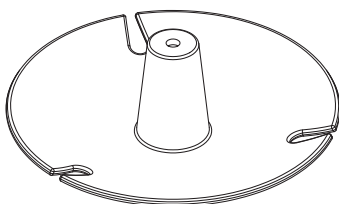


PA-ST-3672B-29-SG-2CA

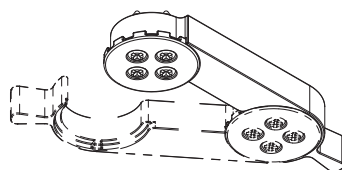


PA-ST-3672B-29-SG-4CA

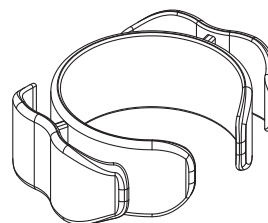
Popular Accessories



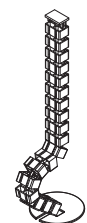
LA-WM24-90M



LA-TC900



LA-WC01



LA-WM16

Part Number
Configurator

PA – **ST** – **1** **2** **3** – **4** – **5**

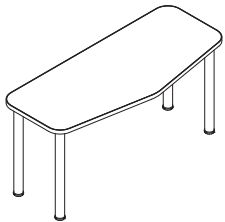
Required Selections

Component	Code	Description	21" Wide	24" Wide	30" Wide
1 Width	21	21" Wide Envelope Top Table	\$0	-	-
	24	24" Wide Envelope Top Table	-	\$0	-
	30	30" Wide Envelope Top Table	-	-	\$0
2 Length	60	60" Long Envelope Top Table	\$692	\$717	\$900
	66	66" Long Envelope Top Table	\$755	\$777	\$912
	72	72" Long Envelope Top Table	\$777	\$802	\$938
3 Top Shape	E	Envelope Top	\$0	\$0	\$0
4 Height	26	26" High Table	\$0	\$0	\$0
	29	29" High Table	\$0	\$0	\$0
	36	36" High Table	\$96	\$96	\$96
5 Leg Color	SG	Steel Gray	\$0	\$0	\$0
	TB	Textured Black	\$0	\$0	\$0

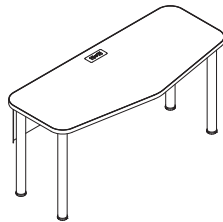
Available Upgrades

Component	Code	Description	60" Long	66" Long	72" Long
6 Modesty	-MPS	Modesty Panel - Steel Gray	\$377	\$433	\$441
	-MPB	Modesty Panel - Textured Black	\$377	\$433	\$441
	-MPW	Modesty Panel - White	\$377	\$433	\$441
7 Mobile Legs	-2CA	2 Casters/2 Spacers	\$145	\$145	\$145
	-4CA	4 Casters	\$145	\$145	\$145
-Casters only available on 29" high units					
8 Power	-PS	Cove - Silver Pearl	\$452	\$452	\$452
	-PB	Cove - Black Powder Coat	\$452	\$452	\$452
	-PW	Cove - Gloss White	\$452	\$452	\$452
-2 Power / 2 USB charging unit included with 108" Cord					

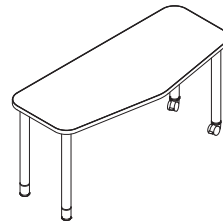
Quick Looks



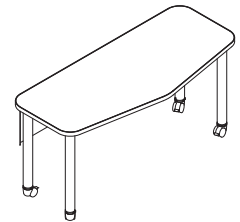
PA-ST-2160E-29-SG



PA-ST-2160E-29-SG-MPS-PS

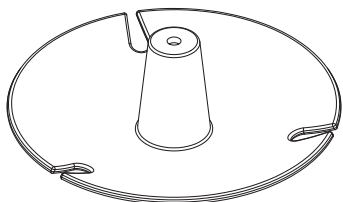


PA-ST-2160E-29-SG-2CA

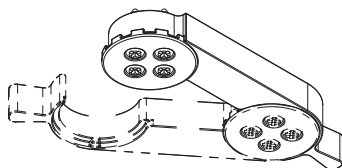


PA-ST-2160E-29-SG-MPS-4CA

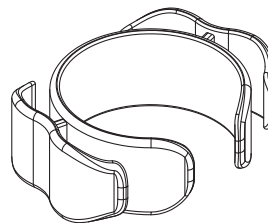
Popular Accessories



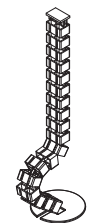
LA-WM24-90M



LA-TC900



LA-WC01



LA-WM16

Part Number
Configurator

PA - **ST** - **1** **2** **3** - **4** - **5**

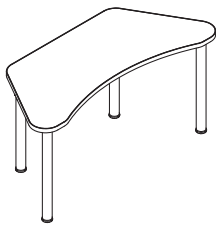
Required Selections

Component	Code	Description	30" Wide	36" Wide
1 Width	30	30" Wide Game Top Table	\$0	-
	36	36" Wide Game Top Table	-	\$0
2 Length	48	48" Long Game Top Table	\$719	-
	60	60" Long Game Top Table	\$804	-
	66	66" Long Game Top Table	\$884	\$912
	72	72" Long Game Top Table	\$897	\$925
3 Top Shape	G	Game Top	\$0	\$0
4 Height	26	26" High Table	\$0	\$0
	29	29" High Table	\$0	\$0
	36	36" High Table	\$96	\$96
5 Leg Color	SG	Steel Gray	\$0	\$0
	TB	Textured Black	\$0	\$0

Available Upgrades

Component	Code	Description	30" Wide	36" Wide
6 Mobile Legs	-2CA	2 Casters/2 Spacers	\$145	\$145
	-4CA	4 Casters	\$145	\$145
-Casters only available on 29" high units				
7 Power	-PS	Cove - Silver Pearl	\$452	\$452
	-PB	Cove - Black Powder Coat	\$452	\$452
	-PW	Cove - Gloss White	\$452	\$452
-2 Power / 2 USB charging unit included with 108" Cord				

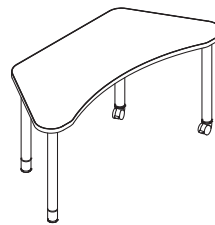
Quick Looks



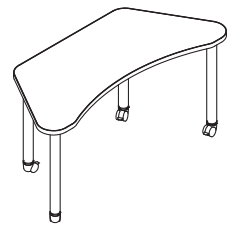
PA-ST-3066G-29-SG



PA-ST-3066G-29-SG-PS

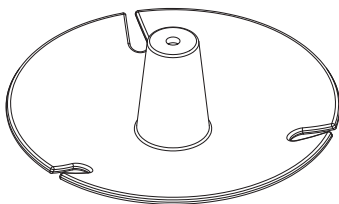


PA-ST-3066G-29-SG-2CA

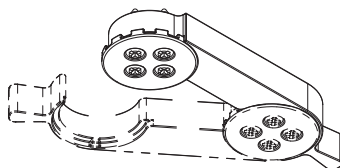


PA-ST-3066G-29-SG-4CA

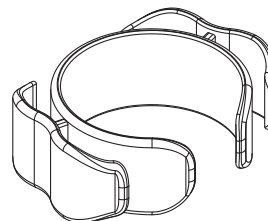
Popular Accessories



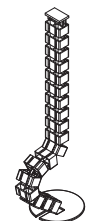
LA-WM24-90M



LA-TC900



LA-WC01



LA-WM16

Part Number
Configurator

PA – **ST** – **1** **2** **3** – **4** – **5**

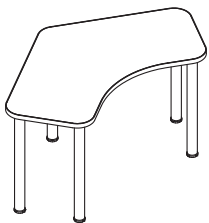
Required Selections

Component	Code	Description	21" Wide	24" Wide
1 Width	21	21" Wide Pod Top Table	\$0	-
	24	24" Wide Pod Top Table	-	\$0
2 Length	60	60" Long Pod Top Table	\$1,242	\$1,260
	66	66" Long Pod Top Table	\$1,278	\$1,308
	72	72" Long Pod Top Table	\$1,308	\$1,339
3 Top Shape	P	Pod Top	\$0	\$0
4 Height	26	26" High Table	\$0	\$0
	29	29" High Table	\$0	\$0
	36	36" High Table	\$120	\$120
5 Leg Color	SG	Steel Gray	\$0	\$0
	TB	Textured Black	\$0	\$0

Available Upgrades

Component	Code	Description	21" Wide	24" Wide
6 Mobile Legs	-2CA	2 Casters/3 Spacers	\$182	\$182
	-5CA	5 Casters	\$182	\$182
-Casters only available on 29" high units				
7 Power	-PS	Cove - Silver Pearl	\$452	\$452
	-PB	Cove - Black Powder Coat	\$452	\$452
	-PW	Cove - Gloss White	\$452	\$452
-2 Power / 2 USB charging unit included with 108" Cord				

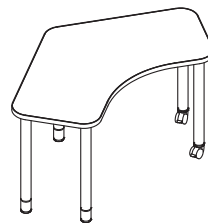
Quick Looks



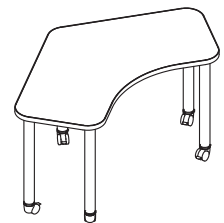
PA-ST-2160P-29-SG



PA-ST-2160P-29-SG-PS

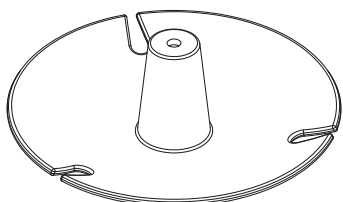


PA-ST-2160P-29-SG-2CA

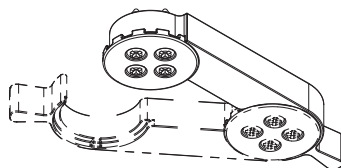


PA-ST-2160P-29-SG-MPS-5CA

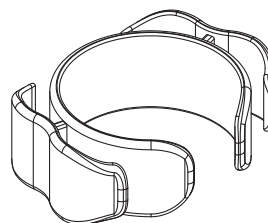
Popular Accessories



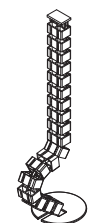
LA-WM24-90M



LA-TC900



LA-WC01



LA-WM16

Part Number
Configurator

PA – **ST** – **1** **2** – **3** – **4**

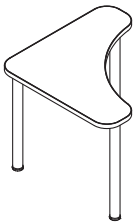
Required Selections

Component	Code	Description	30" Long	36" Long	42" Long
1 Size	30	30" Wide Quad Top Table	\$634	-	-
	36	36" Wide Quad Top Table	-	\$658	-
	42	42" Wide Quad Top Table	-	-	\$683
2 Top Shape	Q	Quad Top	\$0	\$0	\$0
3 Height	26	26" High Table	\$0	\$0	\$0
	29	29" High Table	\$0	\$0	\$0
	36	36" High Table	\$72	\$72	\$72
4 Leg Color	SG	Steel Gray	\$0	\$0	\$0
	TB	Textured Black	\$0	\$0	\$0

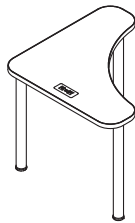
Available Upgrades

Component	Code	Description	30" Long	36" Long	42" Long
5 Mobile Legs	-2CA	2 Casters/1 Spacer	\$109	\$109	\$109
	-3CA	3 Casters	\$109	\$109	\$109
	-Casters only available on 29" high units				
6 Power	-PS	Cove - Silver Pearl	\$452	\$452	\$452
	-PB	Cove - Black Powder Coat	\$452	\$452	\$452
	-PW	Cove - Gloss White	\$452	\$452	\$452
-2 Power / 2 USB charging unit included with 108" Cord					

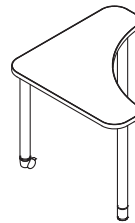
Quick Looks



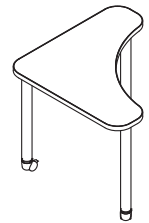
PA-ST-36Q-29-SG



PA-ST-36Q-29-SG-PS

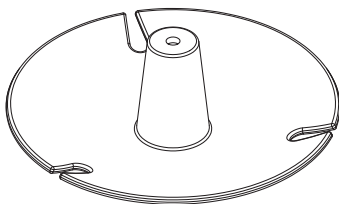


PA-ST-36Q-29-SG-2CA

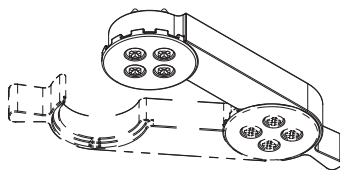


PA-ST-36Q-29-SG-3CA

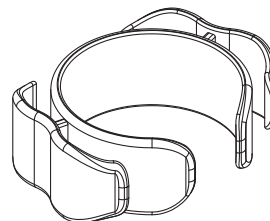
Popular Accessories



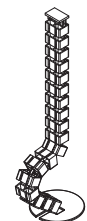
LA-WM24-90M



LA-TC900



LA-WC01



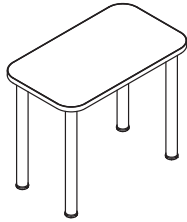
LA-WM16

Part Number
Configurator

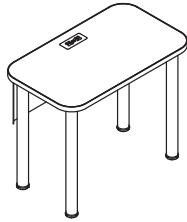
PA – **ST** – **1** **2** **3** – **4** – **5**

Required Selections								
Component	Code	Description	36" Long	48" Long	60" Long	66" Long	72" Long	Long
1 Width	21	21" Wide Rectangle Top	\$577	\$603	\$688	\$700	\$717	
	24	24" Wide Rectangle Top	\$603	\$624	\$717	\$726	\$747	
	30	30" Wide Rectangle Top	\$620	\$645	\$743	\$755	\$768	
	36	36" Wide Rectangle Top	\$688	\$696	\$900	\$912	\$938	
	42	42" Wide Rectangle Top	-	\$751	\$925	\$938	\$959	
	48	48" Wide Rectangle Top	-	\$777	\$946	\$959	\$976	
2 Length	36	36" Long Rectangle Top	\$0	-	-	-	-	
	48	48" Long Rectangle Top	-	\$0	-	-	-	
	60	60" Long Rectangle Top	-	-	\$0	-	-	
	66	66" Long Rectangle Top	-	-	-	\$0	-	
	72	72" Long Rectangle Top	-	-	-	-	\$0	
3 Top Shape	R	Rectangle Top	\$0	\$0	\$0	\$0	\$0	
4 Height	26	26" High Table	\$0	\$0	\$0	\$0	\$0	
	29	29" High Table	\$0	\$0	\$0	\$0	\$0	
	36	36" High Table	\$96	\$96	\$96	\$96	\$96	
5 Leg Color	SG	Steel Gray	\$0	\$0	\$0	\$0	\$0	
	TB	Textured Black	\$0	\$0	\$0	\$0	\$0	
Available Upgrades								
Component	Code	Description	36" Long	48" Long	60" Long	66" Long	72" Long	Long
6 Modesty	-MPS	Modesty Panel - Steel Gray	\$360	\$369	\$377	\$433	\$441	
	-MPB	Modesty Panel - Textured Black	\$360	\$369	\$377	\$433	\$441	
	-MPW	Modesty Panel - White	\$360	\$369	\$377	\$433	\$441	
	- Modesty Panels not available on units over 30" wide							
7 Mobile Legs	-2CA	2 Casters/2 Spacers	\$145	\$145	\$145	\$145	\$145	
	-4CA	4 Casters	\$145	\$145	\$145	\$145	\$145	
	-Casters only available on 29" high units							
8 Power	-PS	Cove - Silver Pearl	\$452	\$452	\$452	\$452	\$452	
	-PB	Cove - Black Powder Coat	\$452	\$452	\$452	\$452	\$452	
	-PW	Cove - Gloss White	\$452	\$452	\$452	\$452	\$452	
-2 Power / 2 USB charging unit included with 108" Cord								

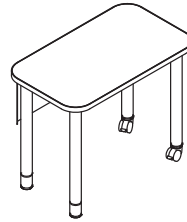
Quick Looks



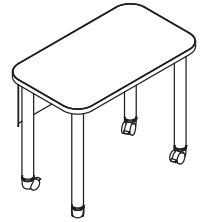
PA-ST-2136R-29-SG



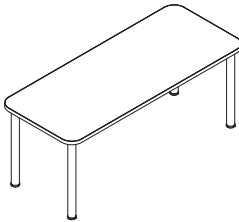
PA-ST-2136R-29-SG-MPS-PS



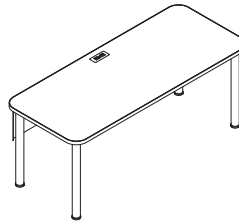
PA-ST-2136R-29-SG-MPS-2CA



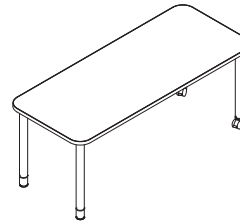
PA-ST-2136R-29-SG-MPS-4CA



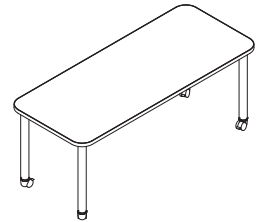
PA-ST-3072R-29-SG



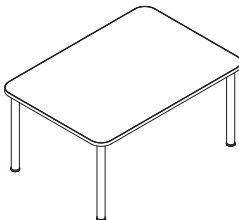
PA-ST-3072R-29-SG-MPS-PS



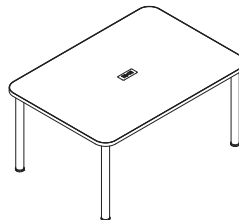
PA-ST-3072R-29-SG-2CA



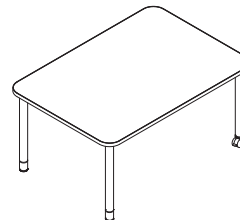
PA-ST-3072R-29-SG-4CA



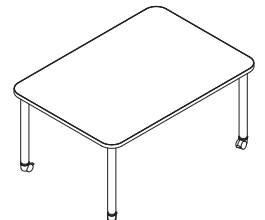
PA-ST-4260R-29-SG



PA-ST-4260R-29-SG-PS

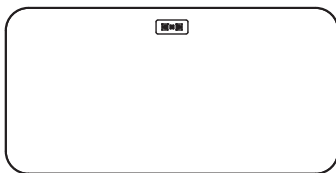


PA-ST-4260R-29-SG-2CA

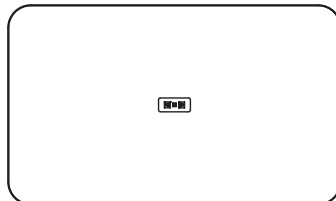


PA-ST-4260R-29-SG-4CA

Power Locations

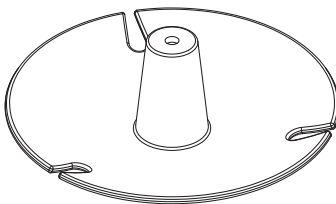


Less than 36" Wide

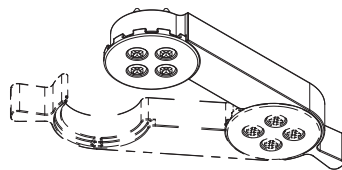


36" Wide and Over

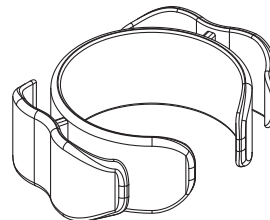
Popular Accessories



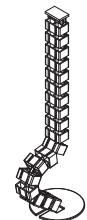
LA-WM24-90M



LA-TC900



LA-WC01



LA-WM16

Part Number
Configurator

PA – **ST** – **1** **2** – **3** – **4**

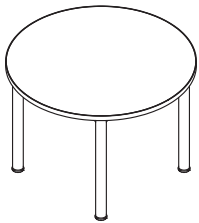
Required Selections

Component	Code	Description	42" Dia	48" Dia	54" Dia	60" Dia
1 Diameter	42	42" Dia Round Top Table	\$695	-	-	-
	48	48" Dia Round Top Table	-	\$751	-	-
	54	54" Dia Round Top Table	-	-	\$925	-
	60	60" Dia Round Top Table	-	-	-	\$945
2 Top Shape	D	Round Top	\$0	\$0	\$0	\$0
3 Height	26	26" High Table	\$0	\$0	\$0	\$0
	29	29" High Table	\$0	\$0	\$0	\$0
	36	36" High Table	\$96	\$96	\$96	\$96
4 Leg Color	SG	Steel Gray	\$0	\$0	\$0	\$0
	TB	Textured Black	\$0	\$0	\$0	\$0

Available Upgrades

Component	Code	Description	42" Dia	48" Dia	54" Dia	60" Dia
5 Mobile Legs	-2CA	2 Casters/2 Spacers	\$145	\$145	\$145	\$145
	-4CA	4 Casters	\$145	\$145	\$145	\$145
-Casters only available on 29" high units						
6 Power	-PS	Cove - Silver Pearl	\$452	\$452	\$452	\$452
	-PB	Cove - Black Powder Coat	\$452	\$452	\$452	\$452
	-PW	Cove - Gloss White	\$452	\$452	\$452	\$452
-2 Power / 2 USB charging unit included with 108" Cord						

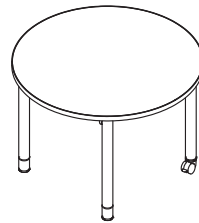
Quick Looks



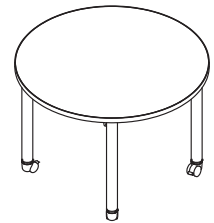
PA-ST-42D-29-SG



PA-ST-42D-29-SG-PS

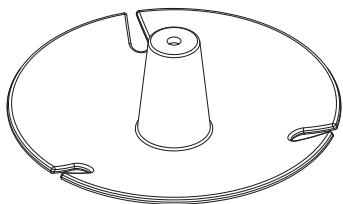


PA-ST-42D-29-SG-2CA

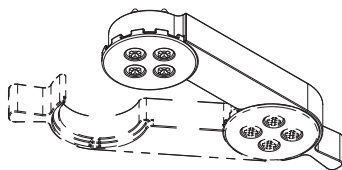


PA-ST-42D-29-SG-4CA

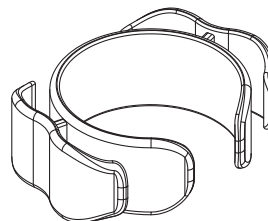
Popular Accessories



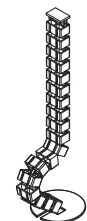
LA-WM24-90M



LA-TC900



LA-WC01



LA-WM16

Part Number
Configurator

PA - **ST** - **1** **2** **3** - **4** - **5**

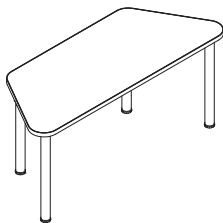
Required Selections

Component	Code	Description	24" Wide	30" Wide	36" Wide
1 Width	24	24" Wide Trapezoid Top Table	\$0	-	-
	30	30" Wide Trapezoid Top Table	-	\$0	-
	36	36" Wide Trapezoid Top Table	-	-	\$0
2 Length	36	36" Long Trapezoid Top Table	\$577	-	-
	48	48" Long Trapezoid Top Table	\$607	\$632	-
	60	60" Long Trapezoid Top Table	\$688	\$700	\$900
	66	66" Long Trapezoid Top Table	\$700	\$755	\$912
	72	72" Long Trapezoid Top Table	\$726	\$777	\$938
3 Top Shape	T	Trapezoid Top	\$0	\$0	\$0
4 Height	26	26" High Table	\$0	\$0	\$0
	29	29" High Table	\$0	\$0	\$0
	36	36" High Table	\$96	\$96	\$96
5 Leg Color	SG	Steel Gray	\$0	\$0	\$0
	TB	Textured Black	\$0	\$0	\$0

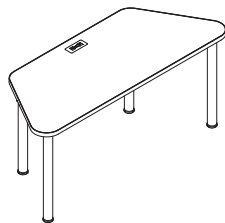
Available Upgrades

Component	Code	Description	24" Wide	30" Wide	36" Wide
6 Mobile Legs	-2CA	2 Casters/2 Spacers	\$145	\$145	\$145
	-4CA	4 Casters	\$145	\$145	\$145
-Casters only available on 29" high units					
7 Power	-PS	Cove - Silver Pearl	\$452	\$452	\$452
	-PB	Cove - Black Powder Coat	\$452	\$452	\$452
	-PW	Cove - Gloss White	\$452	\$452	\$452
-2 Power / 2 USB charging unit included with 108" Cord					

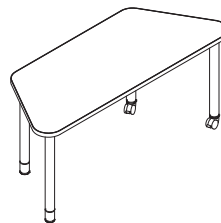
Quick Looks



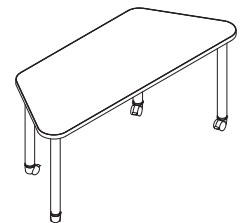
PA-ST-3072T-29-SG



PA-ST-3072T-29-SG-PS

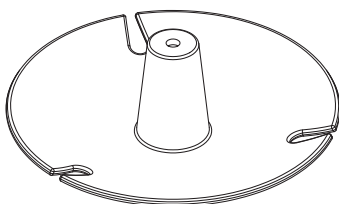


PA-ST-3072T-29-SG-2CA

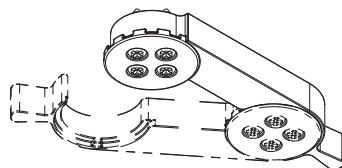


PA-ST-3072T-29-SG-4CA

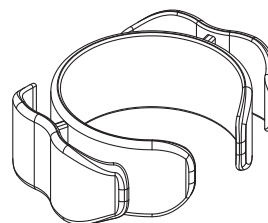
Popular Accessories



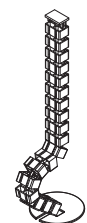
LA-WM24-90M



LA-TC900



LA-WC01



LA-WM16

Translate

Price List

Effective 11/1/2023

Order Information	81
Specifications	82
Terminology & Tips	84
Study Tables	86
Desking	88
Typicals	98



LIATfurniture.com

694 North Main Street · Troutman, NC 28166
TF 888 440 8205



Use this checklist to be sure you have all of the necessary information to place your order.

Catalog Number

Use our build guides to create your catalog number.

Laminate Selection

Standard Wilsonart or Formica. Please specify manufacturer, color, finish and model number.

PVC Edge Band

See 8 for a complete list of standard LIAT PVC Edge Band options.

Metal Color Selection

See 10 for a complete list of standard LIAT Metal Color options.

Accessories

Tops

Table tops are constructed of 1-1/8" thick particle board core with a high pressure laminate on top and a backer sheet on the bottom. The edges are externally banded on all exposed sides a 3mm PVC band. Any top that is part of a starter/adder/end configuration will have seams, which connect with tite-joint fasteners on the underside of the top.

Table Sizes

The standard table height for Translate is 29". Additional heights of 25" and 27" are available upon request. Due to the inward taper of the frames, Translate tables cannot be ordered at heights above 29". Width and length sizes of the tables are nominal; contact project management prior to ordering should the overall dimensions be critical.

Open Frame Base

The open welded metal frame bases are constructed of 1" x 3" 16 gauge tubular steel with two horizontal rails at the top and bottom mitered and welded to two vertical rails at either side, angled with a 5 degree inward taper from the top. All corner miters and welds are to be ground smooth. Each frame includes two 1/4" thick steel support tabs welded at either end. Two metal cross stretchers running lengthwise are constructed of 1" square 16 gauge tubular steel with three holes for #14 x 3/4" PPH screws and star washers to attach the frame to the top. The cross stretchers are bolted to the metal end frames for added stability.

Acrylic Panel Frame Base

The open welded metal frame bases are constructed of 1" x 3" 16 gauge tubular steel with two horizontal rails at the top and bottom mitered and welded to two vertical rails at either side, angled with a 5 degree inward taper from the top. All corner miters and welds are to be ground smooth. Each frame includes two 1/4" thick steel support tabs welded at either end. There are two inset tabs welded to each vertical rail running the entire length of the rail. Two 1/4" thick acrylic panels are captured flush inside the frames by means of dual-lock tape. The inner panel includes mouse holes at the top and bottom for wire management. Two metal cross stretchers running lengthwise are constructed of 1" square 16 gauge tubular steel with three holes for #14 x 3/4" PPH screws and star washers to attach the frame to the top. The cross stretchers are bolted to the metal end frames for added stability.

Laminate Panel Frame Base

The open welded metal frame bases are constructed of 1" x 3" 16 gauge tubular steel with two horizontal rails at the top and bottom mitered and welded to two vertical rails at either side, angled with a 5 degree inward taper from the top. All corner miters and welds are to be ground smooth. Each frame includes two 1/4" thick steel support tabs welded at either end. There are two inset tabs welded to each vertical rail running the entire length of the rail. Two 1/4" thick wood panels with vertical grade high pressure laminate on the exposed face are captured flush inside the frames by means of dual-lock tape. The inner panel includes mouse holes at the top and bottom for wire management. Two metal cross stretchers running lengthwise are constructed of 1" square 16 gauge tubular steel with three holes for #14 x 3/4" PPH screws and star washers to attach the frame to the top. The cross stretchers are bolted to the metal end frames for added stability.

X-Base

The X-base is constructed of 1" x 3" 16 gauge tubular steel with two horizontal rails at the top and bottom mitered and welded to four vertical rails at either side, angled with a 5 degree inward taper from the top. The top horizontal rails include through holes for #14 x 3/4" PPH screws and star washers to attach the base to the top. All corner miters and welds are to be ground smooth.

Glides

Each frame is fitted with 1-1/4" diameter rubber cushioned adjustable leveling glides with a 15/16" stem.

Acrylic Divider (Single Face)

The single face acrylic divider extends 8" above the work surface and is constructed of 1/4" thick clear acrylic frosted on both sides. The divider is captured in steel glass clamps with rubber gaskets, which attach to the table top by means of #8 x 1" PFH wood screws. All edges of the divider are eased and polished. The divider runs along the back edge of single face units.

Acrylic Divider (Double Face)

The double face acrylic divider starts 1" above the work surface and extends to 8" above the work surface and is constructed of 1/4" thick clear acrylic frosted on both sides. The divider is captured between powder coated divider posts constructed of 1" square powder coated steel bars with a 1/4" thick x 3/8" deep route to hold the acrylic, and a 1/4"-20 x 1-3/4" long threaded rod extending from the bottom to pass through the work surface and frame and is held in place with a nut and star washer. The top and bottom edges of the acrylic are eased and polished. The divider runs lengthwise between the users on double face units.

Wire Manager Leg

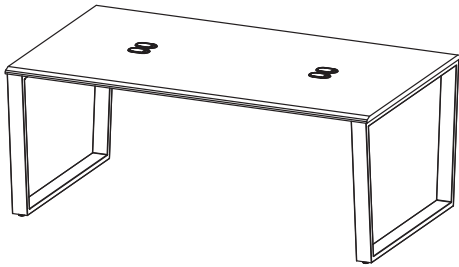
The optional removable door leg comes with an egress hole near the top and bottom of the leg. Between the two egress holes is a removable 16 gauge powder coated steel door held in place by means of four 1/8" thick x 1/2" wide x 1-1/2" long neodymium magnets with a 6.56lb pull allowing access to wire management without having to snake cords through the leg. The wire leg is only available on open frame units.

Electrical / Power

The standard built-in power upgrade options include cutouts for M2X and Mho power units that provide various options for power outlets, data ports and USB charging. Power units must be ordered separately. See the accessories for standard offerings, or contact project management to customize your desired selection.

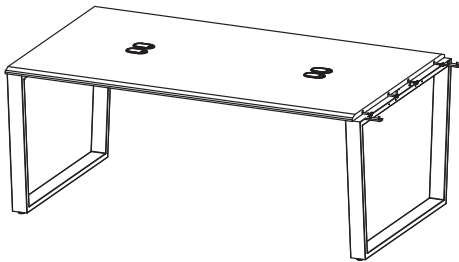
J-Wire Manager

All tables with a power upgrade are to come standard with one J-wire manager made of extruded plastic to hold wires. The J-wire manager is shipped loose and comes with double sided tape to assist with placement in the field. All J-wire managers must be installed with the included screws.



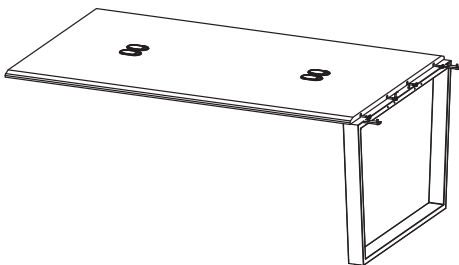
Island

Island units are stand-alone or free-standing. The top is banded on all four sides, and the table includes two end frames.



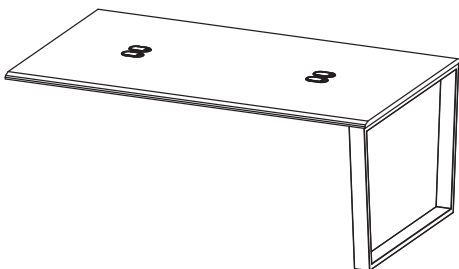
Starter

Starter units act as a starting point for a run of tables. The top is banded on two long edges and one end, and the table includes one end frame and one intermediate frame to be shared with the next table. **All starters must be ordered with an end.**



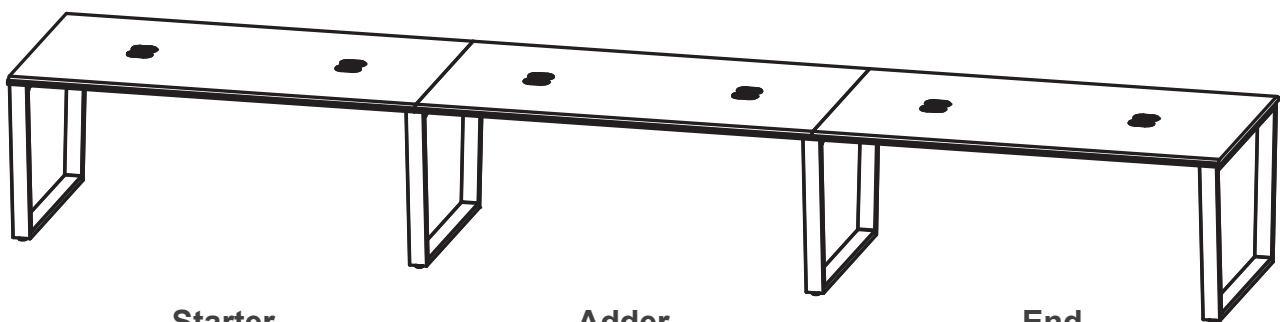
Adder

Adder units act as an extension for a run of tables. The top is banded on two long edges, and the table includes one intermediate frame to be shared with the next table. **All adders must be ordered with both a starter and an end unit. There is no limit to the amount of adders allowed in a given run.**



End

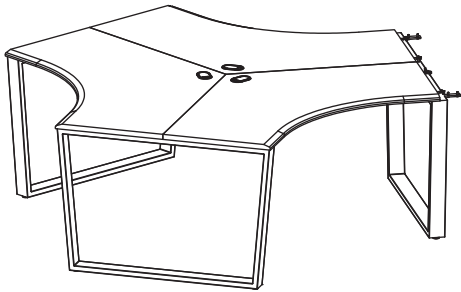
End units act as an ending point for a run of tables. The top is banded on two long edges and one end, and the table includes one end frame and one intermediate frame to be shared with the next table. **All ends must be ordered with a starter.**



Starter

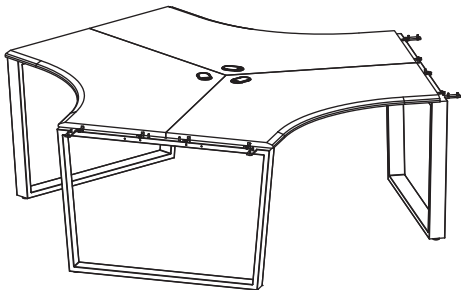
Adder

End



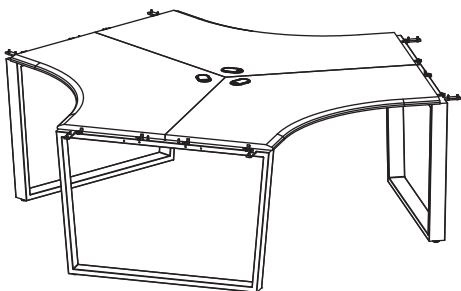
Starter 1 (Pod)

*Starter 1 units start a run of tables in one direction. The top is banded on all user sides and two ends, and the table includes two end frames and one intermediate frame to be shared with the next table. **There must be one End table ordered for every Starter 1 table.***



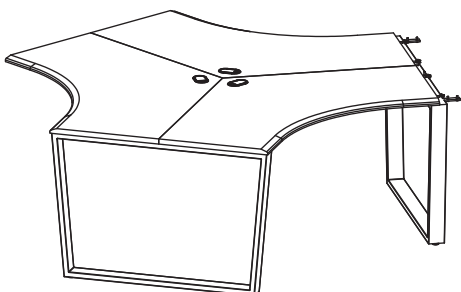
Starter 2 (Pod)

*Starter 2 units start a run of tables in two directions. The top is banded on all user sides and one end, and the table includes one end frame and two intermediate frames to be shared with the next tables. **There must be two End tables ordered for every Starter 2 table.***



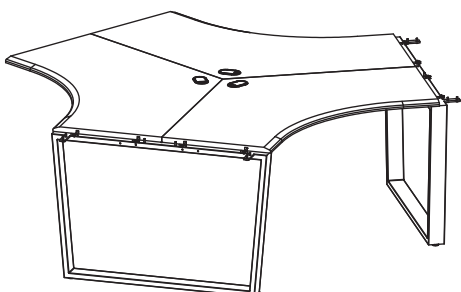
Starter 3 (Pod)

*Starter 3 units start a run of tables in three directions. The top is banded on all user sides, and the table includes three intermediate frames to be shared with the next tables. **There must be three End tables ordered for every Starter 3 table.***



Adder 1 (Pod)

*Adder 1 units continue a run of tables in one direction. The top is banded on all user sides and one end, and the table includes one end frame and one intermediate frame to be shared with the next table. **There is no limit to the amount of adders allowed in a given run.***



Adder 2 (Pod)

*Adder 2 units continue a run of tables in two directions. The top is banded on all user sides, and the table includes two intermediate frames to be shared with the next tables. **There is no limit to the amount of adders allowed in a given run.***

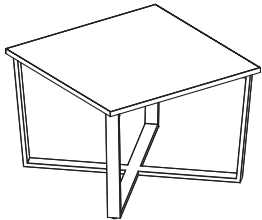
Part Number
Configurator

TR – **ST** – **1** – **2** – **3** – **4** – **5**


Required Selections

Component	Code	Description	42" Wide/Dia	48" Wide/Dia	60" Wide/Dia
1 Size	42	42" Study Table	\$0	-	-
	48	48" Study Table	-	\$0	-
	60	60" Study Table	-	-	\$0
2 Top Shape	S	Square Top	\$2,651	\$2,693	\$2,833
	D	Round Top	\$2,719	\$2,761	\$3,058
3 Height	25	25" High Unit	\$0	\$0	\$0
	27	27" High Unit	\$0	\$0	\$0
	29	29" High Unit	\$0	\$0	\$0
4 Frame Style	XB	X-Base	\$0	\$0	\$0
5 Edge Detail	MM	3mm PVC Edge	\$0	\$0	\$0

Quick Looks



TR-ST-42S-29-XB-MM



TR-ST-42D-29-XB-MM

Part Number
Configurator

TR - **ST** - **1** **2** - **3** - **4** - **5**

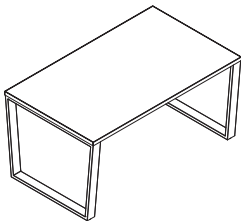
Required Selections

Component	Code	Description	30" Wide	36" Wide	42" Wide	48" Wide
1 Width	30	30" Wide Study Table	\$0	-	-	-
	36	36" Wide Study Table	-	\$0	-	-
	42	42" Wide Study Table	-	-	\$0	-
	48	48" Wide Study Table	-	-	-	\$0
2 Length	36	36" Long Study Table	\$2,844	\$2,916	-	-
	48	48" Long Study Table	\$2,865	\$2,967	\$3,047	\$3,094
	60	60" Long Study Table	\$2,933	\$3,026	\$3,115	\$3,161
	72	72" Long Study Table	\$3,000	\$3,094	\$3,153	\$3,250
3 Height	25	25" High Unit	\$0	\$0	\$0	\$0
	27	27" High Unit	\$0	\$0	\$0	\$0
	29	29" High Unit	\$0	\$0	\$0	\$0
4 Frame Style	OF	Open Frame	\$0	\$0	\$0	\$0
	AF	Frosted Acrylic Panel	\$728	\$804	\$888	\$974
	LF	Laminate Panel	\$728	\$804	\$888	\$974
5 Edge Detail	MM	3mm PVC Edge	\$0	\$0	\$0	\$0

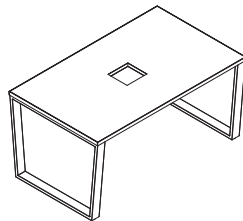
Available Upgrades

Component	Code	Description	30" Wide	36" Wide	42" Wide	48" Wide
6 Power	-MX	M2X Cutout	\$64	\$64	\$64	\$64
		-Power unit ordered separately				
7 Wire Leg	-WL1	Wire Leg Location 1	\$619	\$619	\$619	\$619
	-WL2	Wire Leg Location 2	\$619	\$619	\$619	\$619
		-Wire leg only available on Open Frame (OF) style tables				

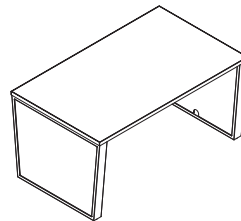
Quick Looks



TR-ST-3660-29-OF-MM




TR-ST-3660-29-OF-MM-MX



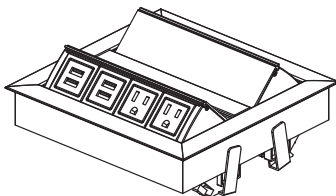
TR-ST-3660-29-LF-MM

Wire Leg Locations

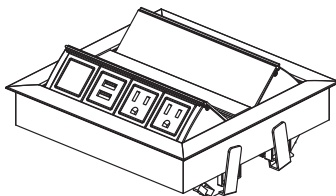


TR-ST-3660-29-LF-MM-MX

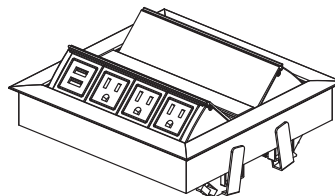
Popular Accessories



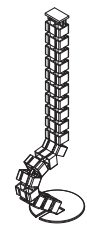
LA-M2X4-220-C120



LA-M2X4-211-C120



LA-M2X4-310-C120



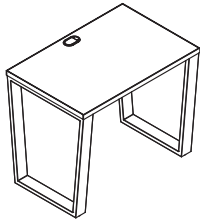
LA-WM16

Part Number
Configurator

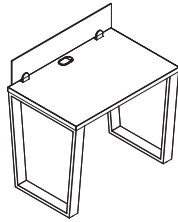
TR – **DK** – **1** **2** **3** – **4** – **5** – **6** – **7**

Required Selections							
Component	Code	Description	24" Wide	30" Wide	42" Wide	48" Wide	
1 Width	24	24" Wide Desking (Single Face)	\$0	-	-	-	
	30	30" Wide Desking (Single Face)	-	\$0	-	-	
	42	42" Wide Desking (Double Face)	-	-	\$0	-	
	48	48" Wide Desking (Double Face)	-	-	-	\$0	
2 Length	30	30" Long Straight Desking	\$2,026	\$2,056	\$2,144	\$2,174	
	36	36" Long Straight Desking	\$2,056	\$2,077	\$2,238	\$2,267	
	60	60" Long Straight Desking	\$2,195	\$2,221	\$2,555	\$2,581	
	72	72" Long Straight Desking	\$2,221	\$2,267	\$2,674	\$2,703	
3 Top Shape	S	Straight Top	\$0	\$0	\$0	\$0	
4 Height	25	25" High Unit	\$0	\$0	\$0	\$0	
	27	27" High Unit	\$0	\$0	\$0	\$0	
	29	29" High Unit	\$0	\$0	\$0	\$0	
5 Unit Type	I	Island	\$911	\$911	\$911	\$911	
	S	Starter	\$911	\$911	\$911	\$911	
	A	Adder	\$0	\$0	\$0	\$0	
	E	End	\$0	\$0	\$0	\$0	
6 Frame Style	OF	Open Frame	\$0	\$0	\$0	\$0	
		-Adder units must be open frame					
		Island Units					
	AF	Frosted Acrylic Panel	\$676	\$728	\$888	\$974	
	LF	Laminate Panel	\$676	\$728	\$888	\$974	
		Starter & End Units					
AF	Frosted Acrylic Panel	\$338	\$364	\$444	\$487		
LF	Laminate Panel	\$338	\$364	\$444	\$487		
7 Edge Detail	MM	3mm PVC Edge	\$0	\$0	\$0	\$0	
Available Upgrades							
Component	Code	Description	30" Long	36" Long	60" Long	72" Long	
8 Divider Style		24" - 30" Wide Units					
	-AR	Acrylic Divider (Single Face)	\$449	\$492	\$585	\$674	
		42" - 48" Wide Island Units					
	-AR	Acrylic Divider (Double Face)	\$688	\$735	\$781	\$824	
		42" - 48" Wide Starter Units					
	-AR	Acrylic Divider (Double Face)	\$730	\$777	\$823	\$866	
	42" - 48" Wide Adder Units						
-AR	Acrylic Divider (Double Face)	\$475	\$522	\$568	\$611		
	42" - 48" Wide End Units						
-AR	Acrylic Divider (Double Face)	\$433	\$480	\$526	\$569		
9 Power	-MH	Mho Cutout	\$64	\$64	\$64	\$64	
		-Not available on units under 60" long; must be ordered separately.					
10 Wire Leg	-WL1	Wire Leg Location 1	\$619	\$619	\$619	\$619	
		-Not available on adder units					
	-WL2	Wire Leg Location 2	\$619	\$619	\$619	\$619	
	-Not available on adder units						
	-WLA	Wire Leg Location - Int. Frame	\$619	\$619	\$619	\$619	

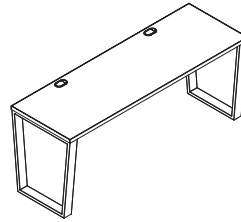
Quick Looks



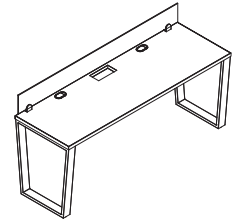
TR-DK-2436S-29-I-OF-MM



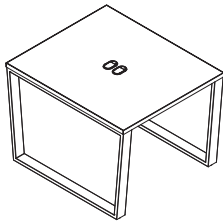
TR-DK-2436S-29-I-OF-MM-AR



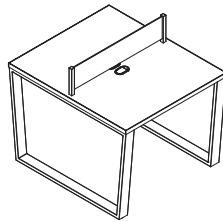
TR-DK-2472S-29-I-OF-MM



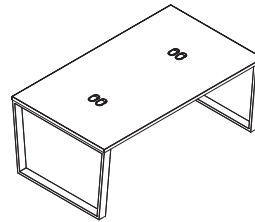
TR-DK-2472S-29-I-OF-MM-AR-MH



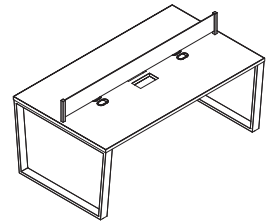
TR-DK-4236S-29-I-OF-MM



TR-DK-4236S-29-I-OF-MM-AR

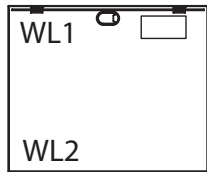


TR-DK-4272S-29-I-OF-MM

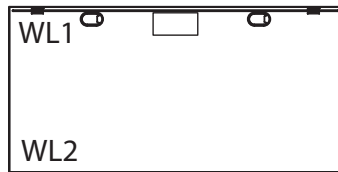


TR-DK-4272S-29-I-OF-MM-AR-MH

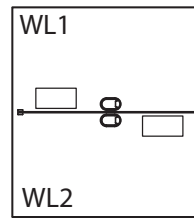
Power, Divider & Wire Leg Locations



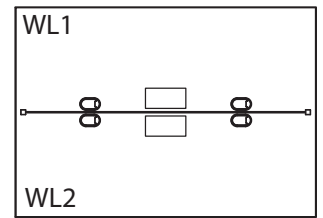
Single Face < 60" Long



Single Face >= 60" Long

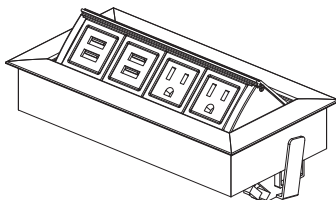


Double Face < 60" Long

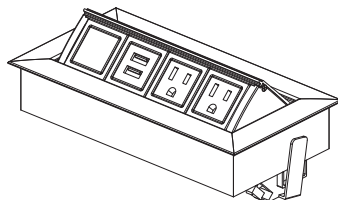


Double Face >= 60" Long

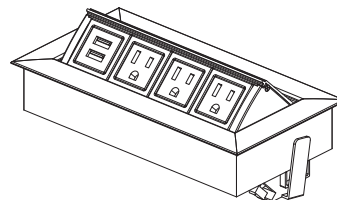
Popular Accessories



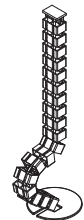
LA-MHO4-220-C120



LA-MHO4-211-C120



LA-MHO4-310-C120



LA-WM16

Part Number
Configurator

TR – **DK** – **1** **2** **3** – **4** – **5** – **6** – **7** – **8**

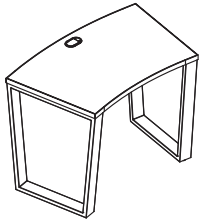
Required Selections

Component	Code	Description	24" Wide	30" Wide	
1 Width	24	24" Wide Arc Desking	\$0	-	
	30	30" Wide Arc Desking	-	\$0	
2 Length	30	30" Long Arc Desking	\$2,166	\$2,191	
	36	36" Long Arc Desking	\$2,191	\$2,212	
	60	60" Long Arc Desking	\$2,331	\$2,360	
	72	72" Long Arc Desking	\$2,360	\$2,403	
3 Top Shape	A	Arc Top	\$0	\$0	
4 Height	25	25" High Unit	\$0	\$0	
	27	27" High Unit	\$0	\$0	
	29	29" High Unit	\$0	\$0	
5 Unit Type	I	Island	\$911	\$911	
	S	Starter	\$911	\$911	
	A	Adder	\$0	\$0	
	AR	Adder (Reversed)	\$0	\$0	
	E	End	\$0	\$0	
	ER	End (Reversed)	\$0	\$0	
6 Frame Style	OF	Open Frame	\$0	\$0	
	-Adder & Adder units must be open frame				
	Island Units	AF	Frosted Acrylic Panel	\$676	\$728
		LF	Laminate Panel	\$676	\$728
	Starter & End Units	AF	Frosted Acrylic Panel	\$338	\$364
		LF	Laminate Panel	\$338	\$364
	7 Edge Detail	MM	3mm PVC Edge	\$0	\$0
	8 User Location	IC	Inner Curve	\$0	\$0
		OC	Outer Curve	\$0	\$0

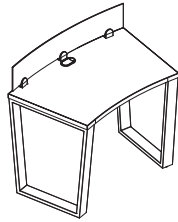
Available Upgrades

Component	Code	Description	30" Long	36" Long	60" Long	72" Long
9 Divider Style	-AR	Acrylic Divider	\$449	\$492	\$585	\$674
10 Wire Leg	-WL1	Wire Leg Location 1	\$619	\$619	\$619	\$619
	-Not available on adder units					
	-WL2	Wire Leg Location 2	\$619	\$619	\$619	\$619
-Not available on adder units						
-WLA	Wire Leg Location - Int Frame	\$619	\$619	\$619	\$619	
-Available on starter/adder units only						

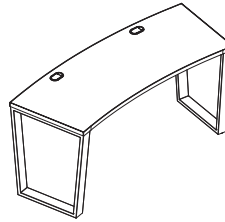
Quick Looks



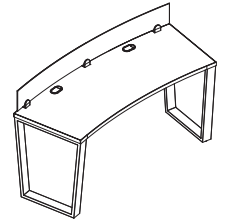
TR-DK-2436A-29-I-OF-MM-IC



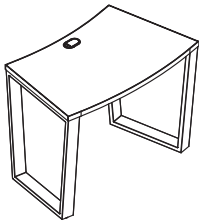
TR-DK-2436A-29-I-OF-MM-IC-AR



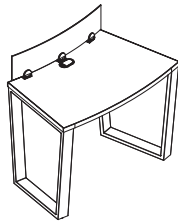
TR-DK-2460A-29-I-OF-MM-IC



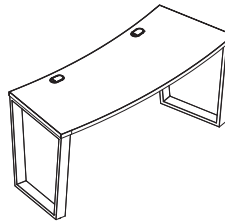
TR-DK-2460A-29-I-OF-MM-IC-AR



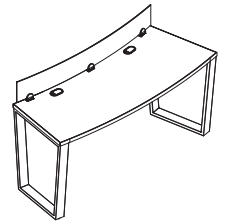
TR-DK-2436A-29-I-OF-MM-OC



TR-DK-2436A-29-I-OF-MM-OC-AR

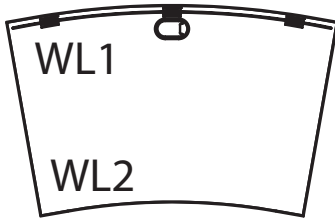


TR-DK-2460A-29-I-OF-MM-OC

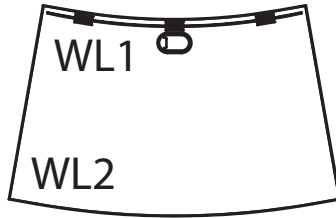


TR-DK-2460A-29-I-OF-MM-OC-AR

Divider & Wire Leg Locations

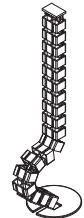


Inner Curve



Outer Curve

Popular Accessories




LA-WM16

Part Number
Configurator

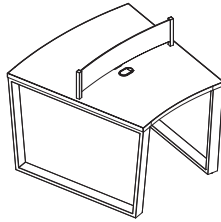
TR – **DK** – **1** **2** **3** – **4** – **5** – **6** – **7**

Required Selections						
Component	Code	Description	42" Wide	48" Wide		
1 Width	42	42" Wide Arc Desking	\$0	-		
	48	48" Wide Arc Desking	-	\$0		
2 Length	36	36" Long Arc Desking	\$2,462	\$2,483		
	60	60" Long Arc Desking	\$2,602	\$2,631		
	72	72" Long Arc Desking	\$2,631	\$2,674		
3 Top Shape	A	Arc Top	\$0	\$0		
4 Height	25	25" High Unit	\$0	\$0		
	27	27" High Unit	\$0	\$0		
	29	29" High Unit	\$0	\$0		
5 Unit Type	I	Island	\$911	\$911		
	S	Starter	\$911	\$911		
	A	Adder	\$0	\$0		
	AR	Adder (Reversed)	\$0	\$0		
	E	End	\$0	\$0		
	ER	End (Reversed)	\$0	\$0		
	OF	Open Frame	\$0	\$0		
-Adder units must be open frame						
Island Units	AF	Frosted Acrylic Panel	\$888	\$974		
	LF	Laminate Panel	\$888	\$974		
Starter & End Units	AF	Frosted Acrylic Panel	\$444	\$487		
	LF	Laminate Panel	\$444	\$487		
7 Edge Detail	MM	3mm PVC Edge	\$0	\$0		
Available Upgrades						
Component	Code	Description	36" Long	60" Long	72" Long	
8 Divider Style	Island Units	-AR	Acrylic Divider (Island)	\$735	\$781	\$824
	Starter Units	-AR	Acrylic Divider (Starter)	\$777	\$823	\$866
	Adder Units	-AR	Acrylic Divider (Adder)	\$522	\$568	\$611
	End Units	-AR	Acrylic Divider (End)	\$480	\$526	\$569
	9 Wire Leg	-WL1	Wire Leg Location 1	\$619	\$619	\$619
	-WL2	Wire Leg Location 2	\$619	\$619	\$619	
-WL1 & WL2 Not available on adder units						
	-WLA	Wire Leg Location - Intermediate Frame	\$619	\$619	\$619	
-Available on starter/adder units only						

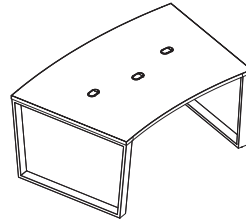
Quick Looks



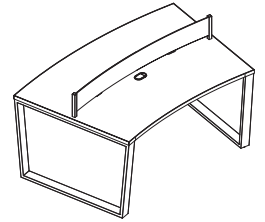
TR-DK-4236A-29-I-OF-MM



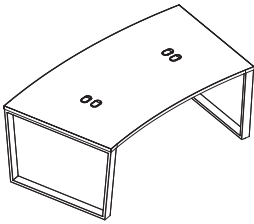
TR-DK-4236A-29-I-OF-MM-AR



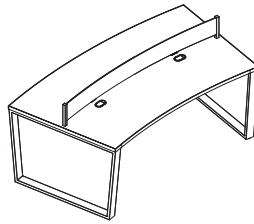
TR-DK-4260A-29-I-OF-MM



TR-DK-4260A-29-I-OF-MM-AR

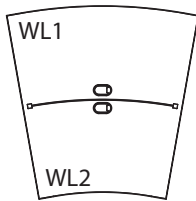


TR-DK-4272A-29-I-OF-MM

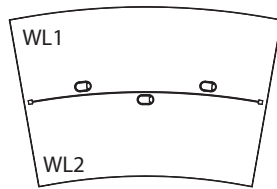


TR-DK-4272A-29-I-OF-MM-AR

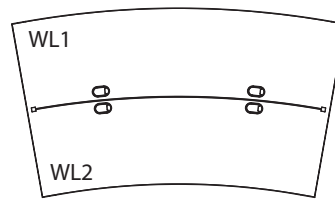
Divider & Wire Leg Locations



36" Long

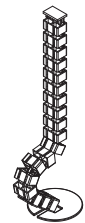


60" Long



72" Long

Popular Accessories



LA-WM16

Part Number
Configurator

TR – **DK** – **1** **2** **3** – **4** – **5** – **6** – **7**

Required Selections

Component	Code	Description	66" Long	84" Long	92" Long
1 Width	42	42" Wide Pod Desking	\$7,512	\$7,872	\$8,303
	48	48" Wide Pod Desking	\$7,605	\$7,960	\$8,401
2 Length	66	66" Long Pod Desking (3 Station)	\$0	-	-
	84	84" Long Pod Desking (6 Station)	-	\$0	-
	92	92" Long Pod Desking (6 Station)	-	-	\$0
3 Top Shape	P	Pod Top	\$0	\$0	\$0
4 Height	25	25" High Unit	\$0	\$0	\$0
	27	27" High Unit	\$0	\$0	\$0
	29	29" High Unit	\$0	\$0	\$0

Component	Code	Description	42" Wide	48" Wide
5 Unit Type	I	Island	\$911	\$911
	S1	Starter 1	\$911	\$911
	S2	Starter 2	\$911	\$911
	S3	Starter 3	\$911	\$911
	A1	Adder 1	\$0	\$0
	A2	Adder 2	\$0	\$0
	E	End	\$0	\$0

6 Frame Style	OF	Open Frame	\$0	\$0	
	-Starter 3 Units & Adder 2 Units must be open Frame				
	Island Units	AF	Frosted Acrylic Panel	\$1,332	\$1,461
		LF	Laminate Panel	\$1,332	\$1,461
	Starter 1 Units & End Units	AF	Frosted Acrylic Panel	\$888	\$974
		LF	Laminate Panel	\$888	\$974
	Starter 2 Units & Adder 1 Units	AF	Frosted Acrylic Panel	\$444	\$487
		LF	Laminate Panel	\$444	\$487


7 Edge Detail	MM	3mm PVC Edge	\$0	\$0
----------------------	-----------	--------------	-----	-----

Available Upgrades

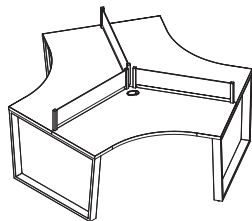
Component	Code	Description	66" Long	84" Long	92" Long
8 Divider Style	Island Units	-AR Acrylic Divider (Island)	\$2,297	\$2,339	\$2,386
	Starter 1 Units	-AR Acrylic Divider (Starter 1)	\$2,339	\$2,381	\$2,428
	Starter 2 Units	-AR Acrylic Divider (Starter 2)	\$2,381	\$2,423	\$2,470
	Starter 3 Units	-AR Acrylic Divider (Starter 3)	\$2,423	\$2,465	\$2,512
	Adder 1 Units	-AR Acrylic Divider (Adder 1)	\$2,084	\$2,126	\$2,173
	Adder 2 Units	-AR Acrylic Divider (Adder 2)	\$2,126	\$2,168	\$2,215
	End Units	-AR Acrylic Divider (End)	\$2,042	\$2,084	\$2,131

Available Upgrades						
Component	Code	Description	66" Long	84" Long	92" Long	
9 Power	-MH	Mho Cutout <i>-Power units must be ordered separately.</i>	\$192	\$192	\$192	
10 Wire Leg	-WL1	Wire Leg Location 1 <i>-Not available on adder units</i>	\$619	\$619	\$619	
	-WL2	Wire Leg Location 2 <i>-Not available on adder units</i>	\$619	\$619	\$619	
	-WLA	Wire Leg Location - Intermediate Frame <i>-Available on starter/adder units only</i>	\$619	\$619	\$619	


Quick Looks



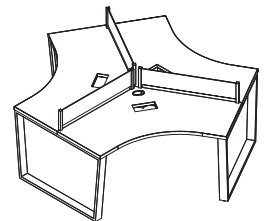
TR-DK-4266P-29-I-OF-MM



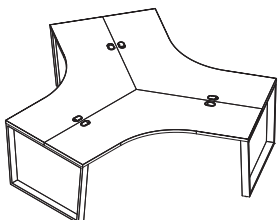
TR-DK-4266P-29-I-OF-MM-AR



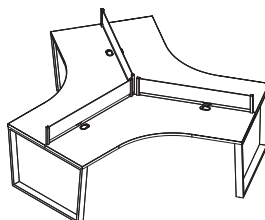
TR-DK-4266P-29-I-OF-MM-MH




TR-DK-4266P-29-I-OF-MM-AR-MH



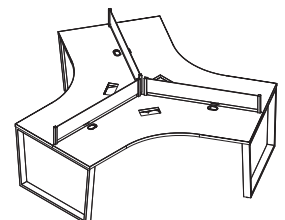
TR-DK-4284P-29-I-OF-MM



TR-DK-4284P-29-I-OF-MM-AR

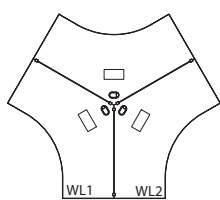


TR-DK-4284P-29-I-OF-MM-MH

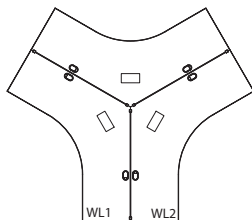


TR-DK-4284P-29-I-OF-MM-AR-MH

Power, Divider & Wire Leg Locations

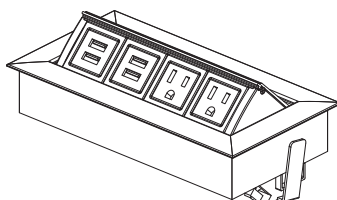


66" Long

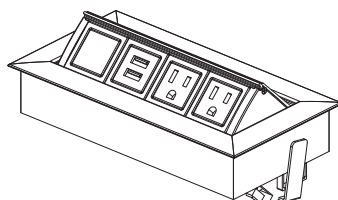


84" & 92" Long

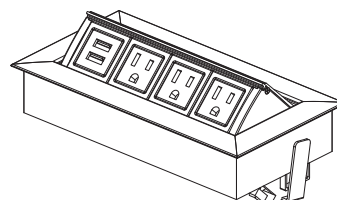
Popular Accessories



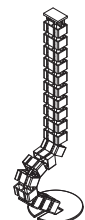
LA-MHO4-220-C120



LA-MHO4-211-C120



LA-MHO4-310-C120



LA-WM16

Part Number
Configurator

TR – **DK** – **1** **2** **3** – **4** – **5** – **6** – **7**

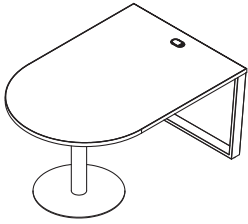
Required Selections

Component	Code	Description	42" Wide	48" Wide
1 Width	42	42" Wide Share Desking	\$0	-
	48	48" Wide Share Desking	-	\$0
2 Length	48	48" Long Share Desking	\$3,257	\$3,304
	60	60" Long Share Desking	\$3,308	\$3,355
	72	72" Long Share Desking	\$3,406	\$3,448
	84	84" Long Share Desking	\$3,473	\$3,524
3 Top Type	B	Bullet Top	\$0	\$0
	F	Fish Top	\$257	\$287
4 Height	25	25" High Unit	\$0	\$0
	27	27" High Unit	\$0	\$0
	29	29" High Unit	\$0	\$0
5 Unit Type	I	Island	\$911	\$911
	S	Starter	\$911	\$911
	E	End	\$0	\$0
6 Frame Style	OF	Open Frame	\$0	\$0
	-Starter units & End units must be open frame			
	AF	Frosted Acrylic Panel	\$444	\$487
	LF	Laminate Panel	\$444	\$487
7 Edge Detail	MM	3mm PVC Edge	\$0	\$0

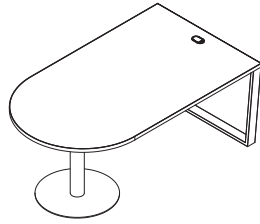
Available Upgrades

Component	Code	Description	48" Long	60" Long	72" Long	84" Long
8 Rack	-RK	Divider Post	\$255	\$255	\$255	\$255
	-Not available on Island units					
9 Power	-MX	M2X Cutout	\$64	\$64	\$64	\$64
	-DS4	4-Window Dropshare Cutout	\$64	\$64	\$64	\$64
	-DS6	6-Window Dropshare Cutout	-	\$64	\$64	\$64
-Power unit must be ordered separately.						
10 Wire Leg	-WL1	Wire Leg Location 1	\$619	\$619	\$619	\$619
	-Available on island units only					
	-WL2	Wire Leg Location 2	\$619	\$619	\$619	\$619
-Available on island units only						
-WLA	Wire Leg Location - Intermediate Frame	\$619	\$619	\$619	\$619	
-Available on starter units only						

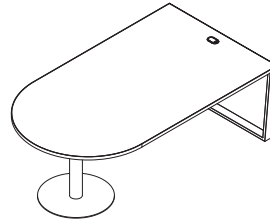
Quick Looks



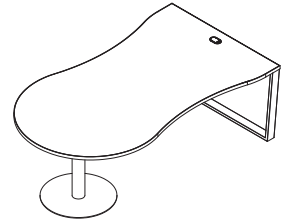
TR-DK-4260B-29-I-OF-MM



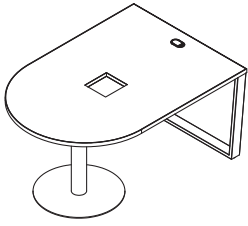
TR-DK-4272B-29-I-OF-MM



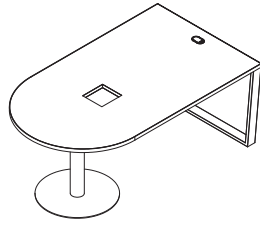
TR-DK-4884B-29-I-OF-MM



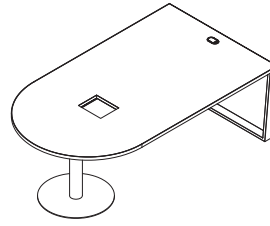
TR-DK-4884F-29-I-OF-MM



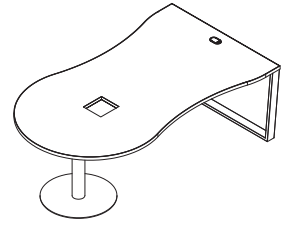
TR-DK-4260B-29-I-OF-MM-MX



TR-DK-4272B-29-I-OF-MM-MX

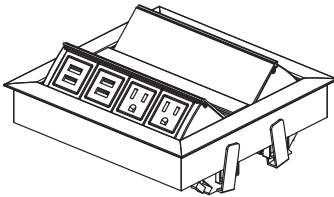


TR-DK-4884B-29-I-OF-MM-MX

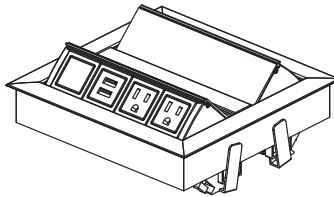


TR-DK-4884F-29-I-OF-MM-MX

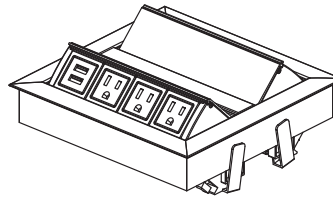
Popular Accessories



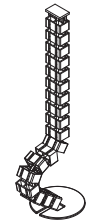
LA-M2X4-220-C120



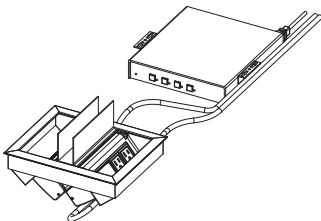
LA-M2X4-211-C120



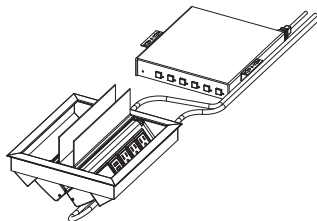
LA-M2X4-310-C120



LA-WM16



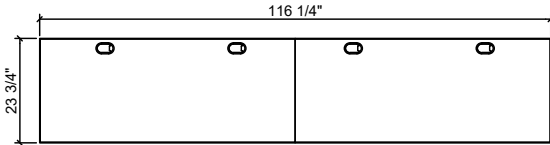
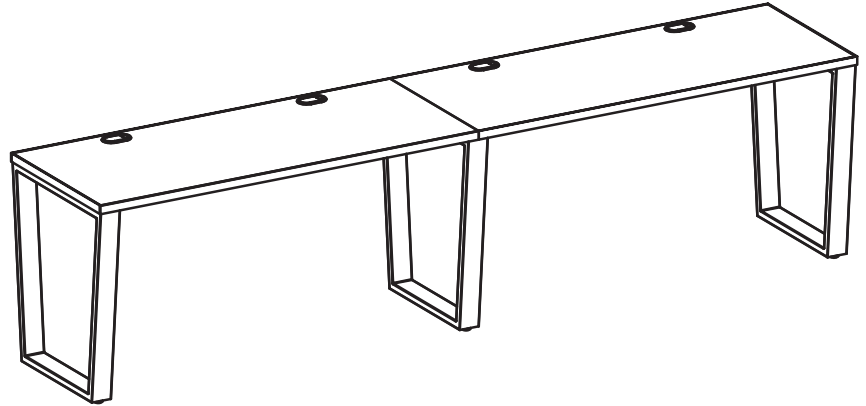
LA-DSX4-200-C120-SB



LA-DSX6-200-C120-SB

TR-001

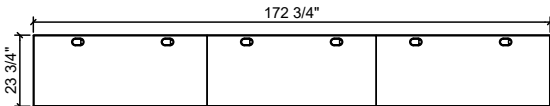
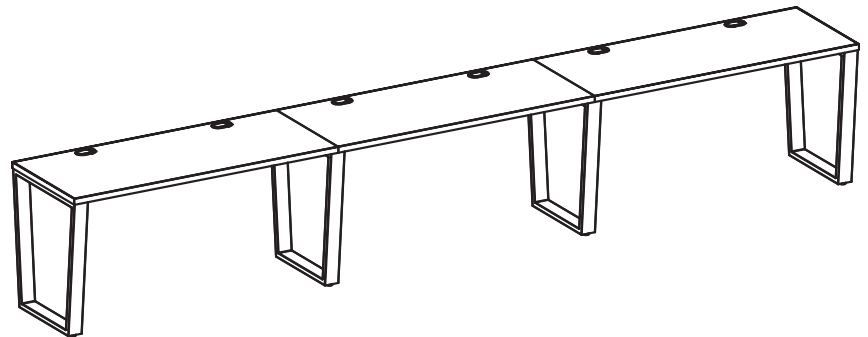
Total List \$5,301



Model Number	Qty	List	Extension
TR-DK-2460S-29-S-OF-MM	1	\$3,106	\$3,106
TR-DK-2460S-29-E-OF-MM	1	\$2,195	\$2,195

TR-002

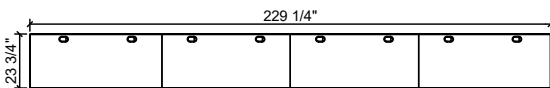
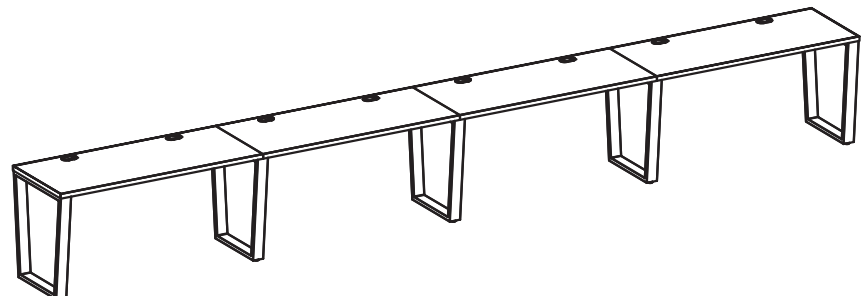
Total List \$7,496



Model Number	Qty	List	Extension
TR-DK-2460S-29-S-OF-MM	1	\$3,106	\$3,106
TR-DK-2460S-29-A-OF-MM	1	\$2,195	\$2,195
TR-DK-2460S-29-E-OF-MM	1	\$2,195	\$2,195

TR-003

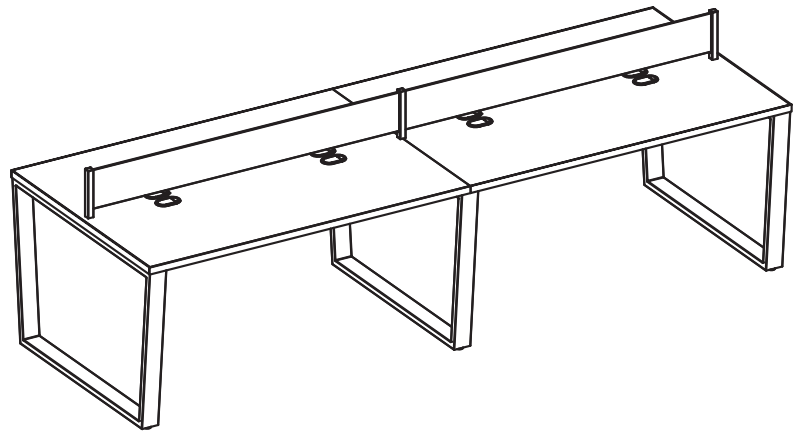
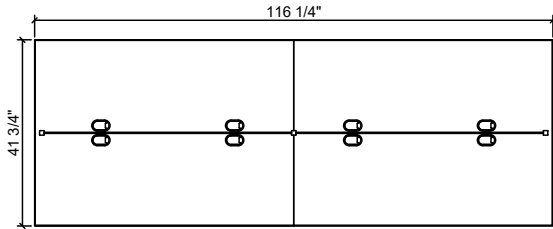
Total List \$9,691



Model Number	Qty	List	Extension
TR-DK-2460S-29-S-OF-MM	1	\$3,106	\$3,106
TR-DK-2460S-29-A-OF-MM	2	\$2,195	\$4,390
TR-DK-2460S-29-E-OF-MM	1	\$2,195	\$2,195

TR-004

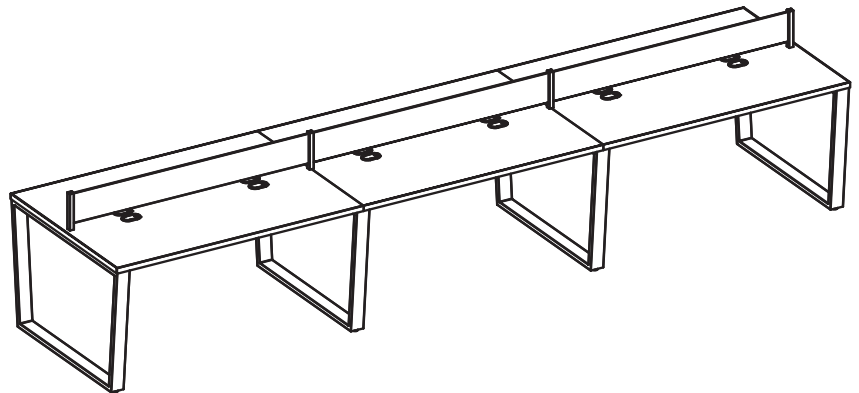
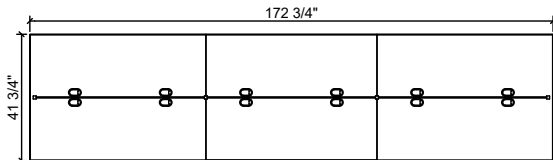
Total List \$7,370



Model Number	Qty	List	Extension
TR-DK-4260S-29-S-OF-MM-AR	1	\$4,289	\$4,289
TR-DK-4260S-29-E-OF-MM-AR	1	\$3,081	\$3,081

TR-005

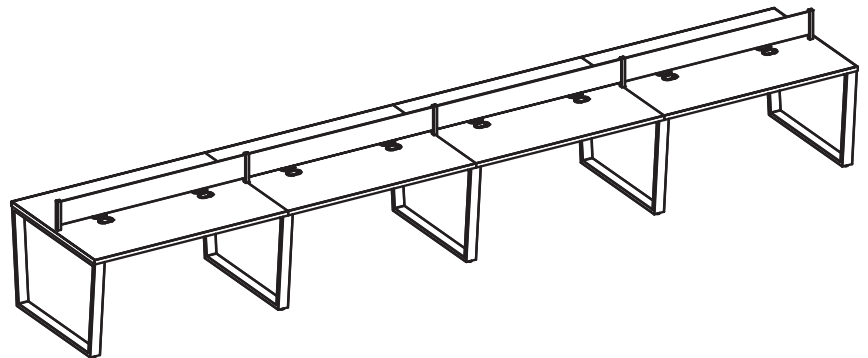
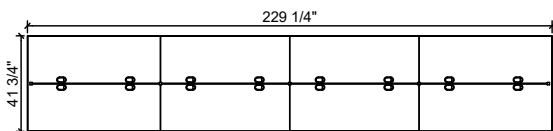
Total List \$10,493



Model Number	Qty	List	Extension
TR-DK-4260S-29-S-OF-MM-AR	1	\$4,289	\$4,289
TR-DK-4260S-29-A-OF-MM-AR	1	\$3,123	\$3,123
TR-DK-4260S-29-E-OF-MM-AR	1	\$3,081	\$3,081

TR-006

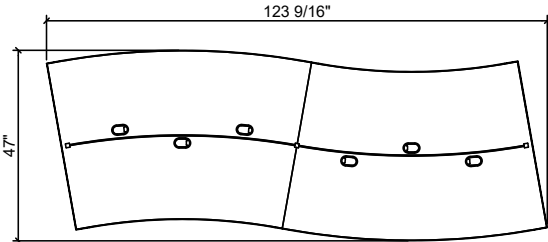
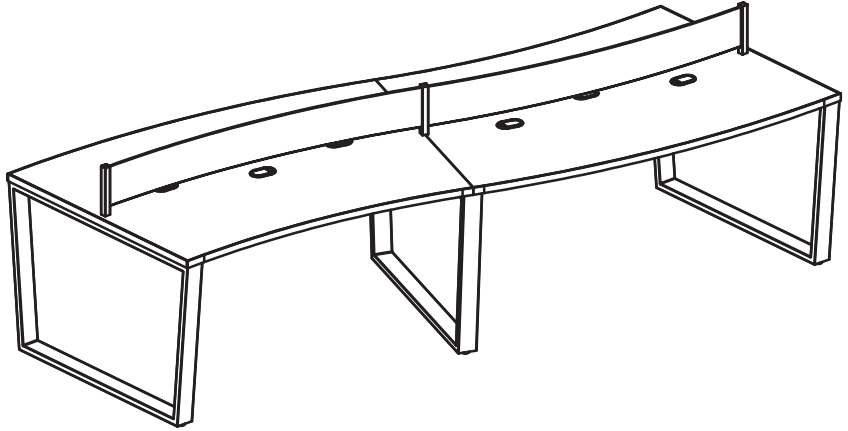
Total List \$13,616



Model Number	Qty	List	Extension
TR-DK-4260S-29-S-OF-MM-AR	1	\$4,289	\$4,289
TR-DK-4260S-29-A-OF-MM-AR	2	\$3,123	\$6,246
TR-DK-4260S-29-E-OF-MM-AR	1	\$3,081	\$3,081

TR-007

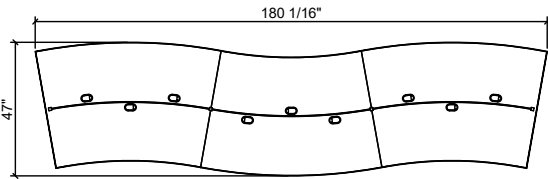
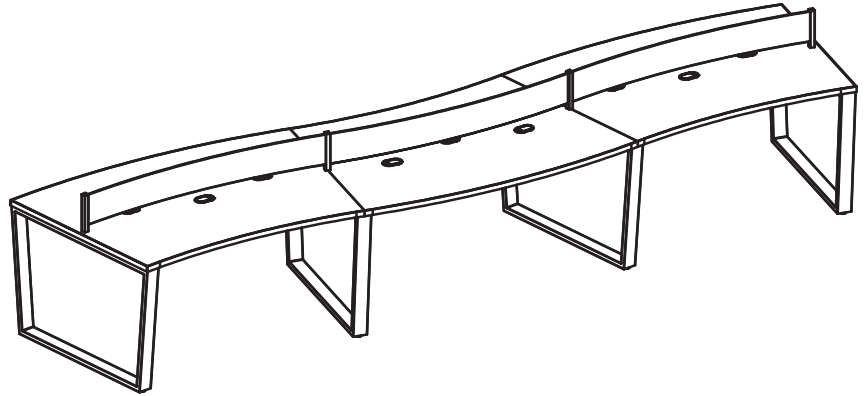
Total List \$7,464



Model Number	Qty	List	Extension
TR-DK-4260A-29-S-OF-MM-AR	1	\$4,336	\$4,336
TR-DK-4260A-29-ER-OF-MM-AR	1	\$3,128	\$3,128

TR-008

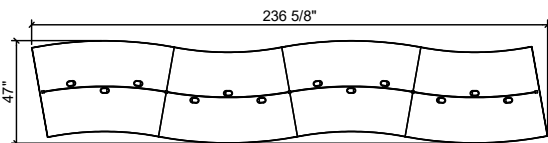
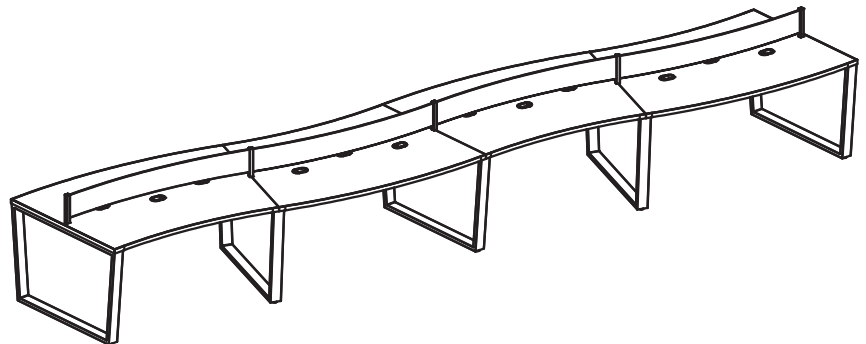
Total List \$10,634



Model Number	Qty	List	Extension
TR-DK-4260A-29-S-OF-MM-AR	1	\$4,336	\$4,336
TR-DK-4260A-29-AR-OF-MM-AR	1	\$3,170	\$3,170
TR-DK-4260A-29-E-OF-MM-AR	1	\$3,128	\$3,128

TR-009

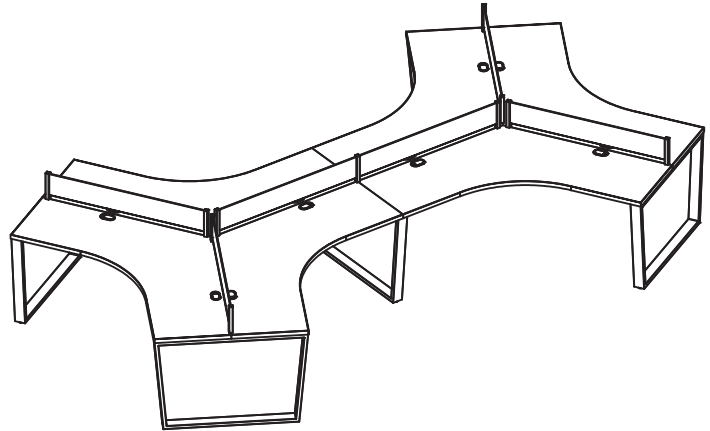
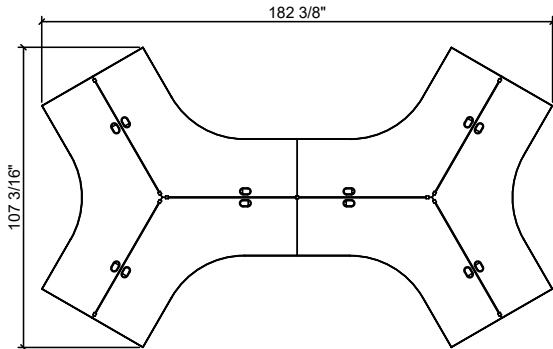
Total List \$13,804



Model Number	Qty	List	Extension
TR-DK-4260A-29-S-OF-MM	1	\$4,336	\$4,336
TR-DK-4260A-29-AR-OF-MM	1	\$3,170	\$3,170
TR-DK-4260A-29-A-OF-MM	1	\$3,170	\$3,170
TR-DK-4260A-29-ER-OF-MM	1	\$3,128	\$3,128

TR-010

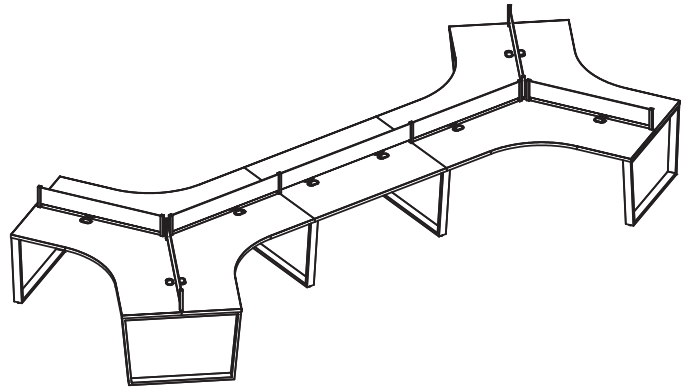
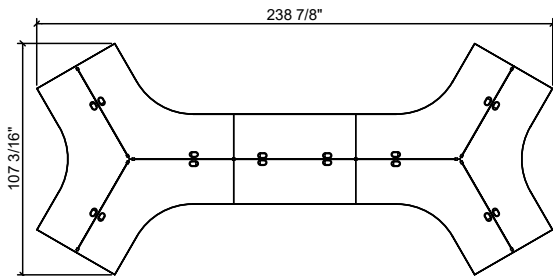
Total List \$21,120



Model Number	Qty	List	Extension
TR-DK-4284P-29-S1-OF-MM-AR	1	\$11,164	\$11,164
TR-DK-4284P-29-E-OF-MM-AR	1	\$9,956	\$9,956

TR-011


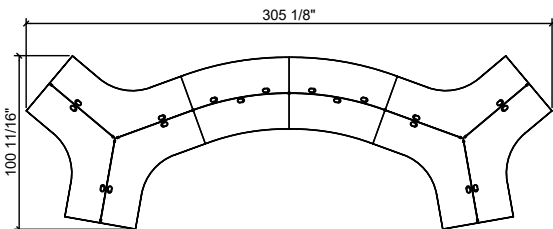
Total List \$24,243



Model Number	Qty	List	Extension
TR-DK-4284P-29-S1-OF-MM-AR	1	\$11,164	\$11,164
TR-DK-4260S-29-A-OF-MM-AR	1	\$3,123	\$3,123
TR-DK-4284P-29-E-OF-MM-AR	1	\$9,956	\$9,956

TR-012

Total List \$27,460



Model Number	Qty	List	Extension
TR-DK-4284P-29-S1-OF-MM-AR	1	\$11,164	\$11,164
TR-DK-4260A-29-A-OF-MM	2	\$3,170	\$6,340
TR-DK-4284P-29-E-OF-MM-AR	1	\$9,956	\$9,956

Versailles

Price List

Effective 11/1/2023

Order Information	103
Specifications	105
Terminology & Tips	106
Study Tables	108
Desking	110
Typicals	122



LIATfurniture.com

694 North Main Street · Troutman, NC 28166
TF 888 440 8205



Use this checklist to be sure you have all of the necessary information to place your order.

Catalog Number

Use our build guides to create your catalog number.

Laminate Selection

Standard Wilsonart or Formica. Please specify manufacturer, color, finish and model number.

PVC Edge Band

See 8 for a complete list of standard LIAT PVC Edge Band options.

Metal Color Selection

See 10 for a complete list of standard LIAT Metal Color options.

Accessories

Tops

Table tops are constructed of 1-1/8" thick particle board core with a high pressure laminate on top and a backer sheet on the bottom. The edges are externally banded on all exposed sides a 3mm PVC band. Any top that is part of a starter/adder/end configuration will have seams, which connect with tite-joint fasteners on the underside of the top.

Table Sizes

The standard table height for Versailles is 29". Additional heights of 25", 27" and 39" are available upon request. Width and length sizes of the tables are nominal; contact project management prior to ordering should the overall dimensions be critical.

Round Legs

The round leg shape is constructed of 2" diameter 16 gauge tubular steel with a 1" diameter x 2" high steel pintel welded to a 4" x 4" metal plate and powder coated. The plate attaches to the underside of the table top with 5/16"-18 x 1" bolts engaging threaded inserts.

Diamond Legs

The round leg shape is constructed of 1-1/2" square 16 gauge tubular steel with a 3/4" square x 2" high steel pintel welded to a 4" x 4" metal plate and powder coated. The plate attaches to the underside of the table top with 5/16"-18 x 1" bolts engaging threaded inserts.

Square Legs

The round leg shape is constructed of 2" square 16 gauge tubular steel with a 1" square x 2" high steel pintel welded to a 4" x 4" metal plate and powder coated. The plate attaches to the underside of the table top with 5/16"-18 x 1" bolts engaging threaded inserts.

Open Frame Base

The welded metal frame base is constructed of a 1" x 2" 16 gauge tubular steel cross bar welded to two standard shaped 16 gauge tubular steel legs with 2" high pintels. The metal cross stretcher(s) running length wise are constructed of 1" x 2" rectangular 16 gauge tubular steel and have at least two "T" shaped support brackets welded on the top for additional table support. Any table 42" wide or more will have two cross stretchers. The cross stretcher(s) are bolted to the metal end frames for added stability. The legs attach to the table top by using #12 x 1" PPH screws and star washers.

Acrylic Panel Frame Base

The welded metal frame base is constructed of an upper and lower 1" x 2" 16 gauge tubular steel cross bar welded to two standard shaped 16 gauge tubular steel legs with 2" high pintels. There are two tabs welded to each cross bar. A 1/4" thick acrylic panel is captured between the legs and cross bars by inserting decorative threaded ball and cap rods through the tabs and panel. The metal cross stretcher(s) running length wise are constructed of 1" x 2" rectangular 16 gauge tubular steel and have at least two "T" shaped support brackets welded on the top for additional table support. Any table 42" wide or more will have two cross stretchers. The cross stretcher(s) are bolted to the metal end frames for added stability. The legs attach to the table top by using #12 x 1" PPH screws and star washers.

Laminate Panel Frame Base

The welded metal frame base is constructed of an upper and lower 1" x 2" 16 gauge tubular steel cross bar welded to two standard shaped 16 gauge tubular steel legs with 2" high pintels. There are two tabs welded to each cross bar. A 1/4" thick panel with vertical grade high pressure laminate on both faces is captured between the legs and cross bars by inserting decorative threaded ball and cap rods through the tabs and panel. The metal cross stretcher(s) running length wise are constructed of 1" x 2" rectangular 16 gauge tubular steel and have at least two "T" shaped support brackets welded on the top for additional table support. Any table 42" wide or more will have two cross stretchers. The cross stretcher(s) are bolted to the metal end frames for added stability. The legs attach to the table top by using #12 x 1" PPH screws and star washers.

Electrical / Power

The standard built-in power upgrade options include cutouts for Axil Z power units that provide various options for power outlets, data ports and USB charging. Power units must be ordered separately. See the accessories for standard offerings, or contact project management to customize your desired selection.

Wire Manager Leg (Round)

The optional wire leg for the round shaped leg comes with an egress hole near the top and bottom of the leg. Between the two egress holes is a flipper door held in place with spring loaded hinges allowing access to wire management without having to snake cords through the leg.

Wire Manager Leg (Square & Diamond)

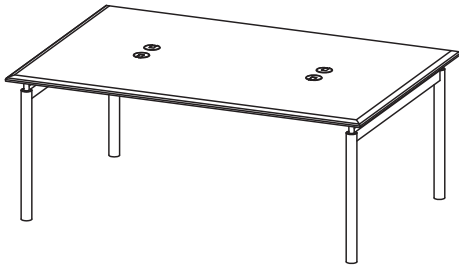
The optional wire leg for the square and diamond shaped legs come with an egress hole near the top and bottom of the leg. Between the two egress holes is a removable 16 gauge powder coated steel door held in place by means of four 1/8" thick x 1/2" wide x 1-1/2" long neodymium magnets with a 6.56lb pull allowing access to wire management without having to snake cords through the leg.

Wire Manager Tray

The optional wire manager tray is available only on tables with two cross stretchers (42" wide and above). It is constructed of 1/4" thick black melamine and is captured between the horizontal cross stretchers running the length of the table. Connecting tabs with threaded holes are recessed 1/4" from the bottom of the stretchers so the tray lies flush with the bottom of the stretchers.

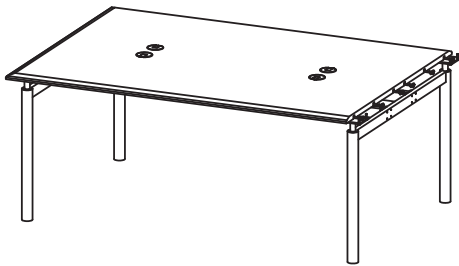
J-Wire Manager

All tables with a power upgrade are to come standard with one J-wire manager made of extruded plastic to hold wires. The J-wire manager is shipped loose and comes with double sided tape to assist with placement in the field. All J-wire managers must be installed with the included screws.



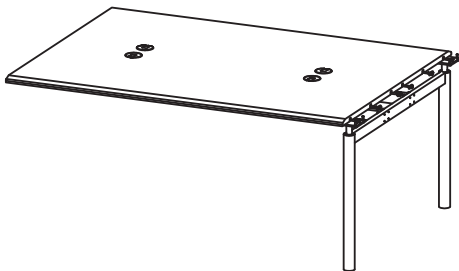
Island

Island units are stand-alone or free-standing. The top is banded on all four sides, and the table includes two end frames.



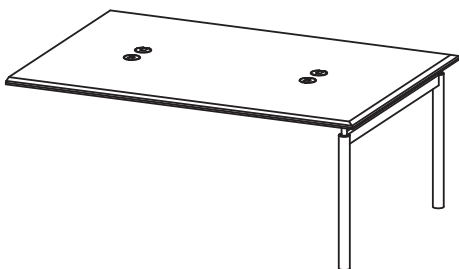
Starter

Starter units act as a starting point for a run of tables. The top is banded on two long edges and one end, and the table includes one end frame and one intermediate frame to be shared with the next table. **All starters must be ordered with an end.**



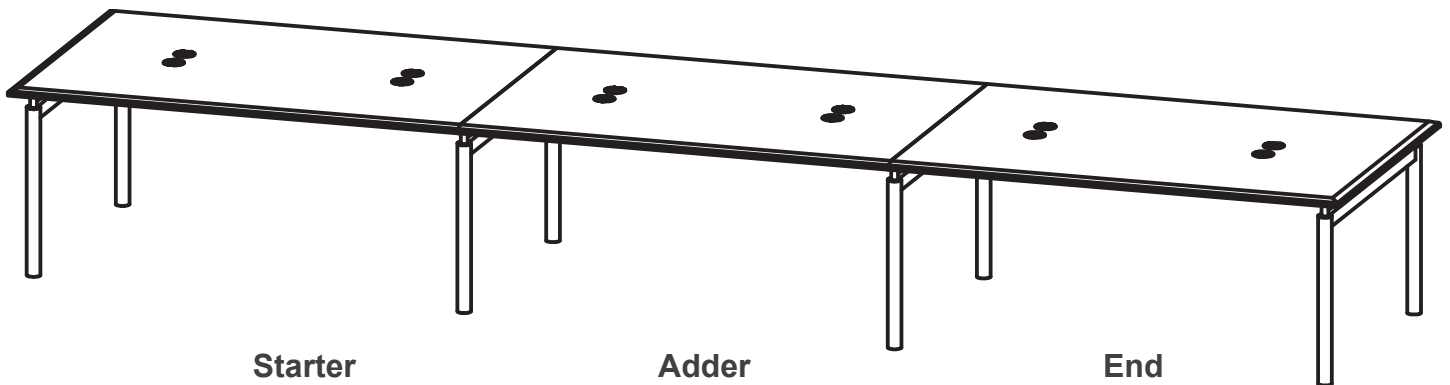
Adder

Adder units act as an extension for a run of tables. The top is banded on two long edges, and the table includes one intermediate frame to be shared with the next table. **All adders must be ordered with both a starter and an end unit. There is no limit to the amount of adders allowed in a given run.**



End

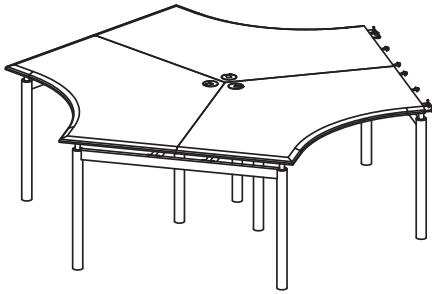
End units act as an ending point for a run of tables. The top is banded on two long edges and one end, and the table includes one end frame and one intermediate frame to be shared with the next table. **All ends must be ordered with a starter.**



Starter

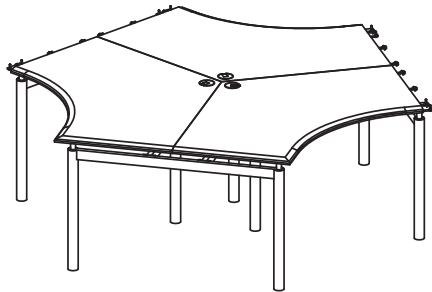
Adder

End



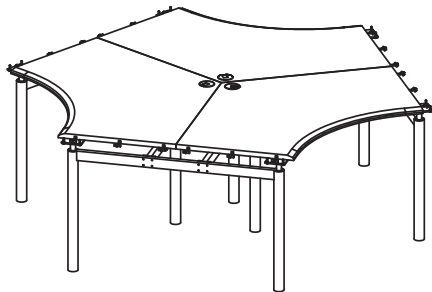
Starter 1 (Pod)

Starter 1 units start a run of tables in one direction. The top is banded on all user sides and two ends, and the table includes two end frames and one intermediate frame to be shared with the next table. **There must be one End table ordered for every Starter 1 table.**



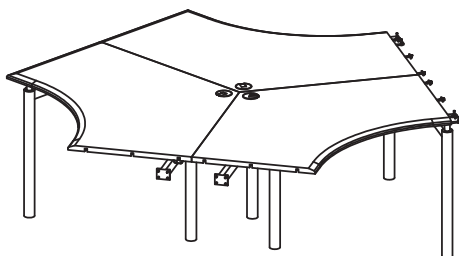
Starter 2 (Pod)

Starter 2 units start a run of tables in two directions. The top is banded on all user sides and one end, and the table includes one end frame and two intermediate frames to be shared with the next tables. **There must be two End tables ordered for every Starter 2 table.**



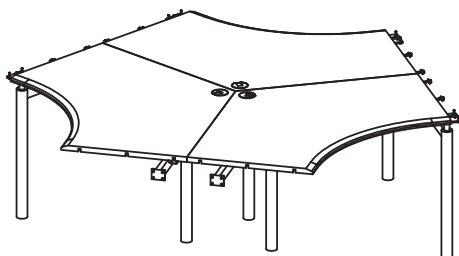
Starter 3 (Pod)

Starter 3 units start a run of tables in three directions. The top is banded on all user sides, and the table includes three intermediate frames to be shared with the next tables. **There must be three End tables ordered for every Starter 3 table.**



Adder 1 (Pod)

Adder 1 units continue a run of tables in one direction. The top is banded on all user sides and one end, and the table includes one end frame and one intermediate frame to be shared with the next table. **There is no limit to the amount of adders allowed in a given run.**



Adder 2 (Pod)

Adder 2 units continue a run of tables in two directions. The top is banded on all user sides, and the table includes two intermediate frames to be shared with the next tables. **There is no limit to the amount of adders allowed in a given run.**

Part Number
Configurator

VS – **ST** – **1** – **2** – **3** – **4** – **5**

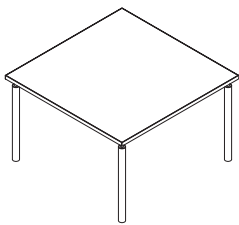
Required Selections

Component	Code	Description	36" Wide/Dia	42" Wide/Dia	48" Wide/Dia	60" Wide/Dia
1 Size	36	36" Study Table	\$0	-	-	-
	42	42" Study Table	-	\$0	-	-
	48	48" Study Table	-	-	\$0	-
	60	60" Study Table	-	-	-	\$0
2 Top Shape	S	Square Top	\$2,085	\$2,129	\$2,172	-
	D	Round Top	-	\$2,199	\$2,242	\$2,549
	A	Amoeba Top	-	\$2,435	\$2,557	\$2,921
3 Height	25	25" High Unit	\$0	\$0	\$0	\$0
	27	27" High Unit	\$0	\$0	\$0	\$0
	29	29" High Unit	\$0	\$0	\$0	\$0
4 Leg Shape	RL	Round Legs	\$0	\$0	\$0	\$0
	DL	Diamond Legs	\$0	\$0	\$0	\$0
	SL	Square Legs	\$0	\$0	\$0	\$0
5 Edge Detail	MM	3mm PVC Edge	\$0	\$0	\$0	\$0

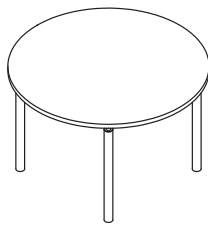
Available Upgrades

Component	Code	Description	Round Leg	Diamond Leg	Square Leg
6 Power	-AZ	Axil Z Cutout	\$88	\$88	\$88
7 Wire Leg	-WL	Wire Leg	\$560	\$560	\$560

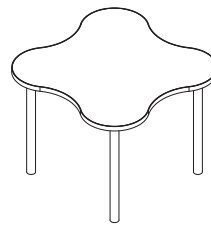
Quick Looks



VS-ST-48S-29-RL-MM



VS-ST-48D-29-RL-MM



VS-ST-48A-29-RL-MM

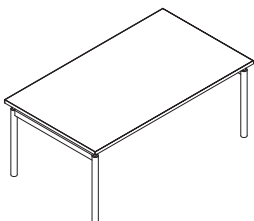
Part Number
Configurator

VS - **ST** - **1** **2** - **3** - **4** **5** - **6**

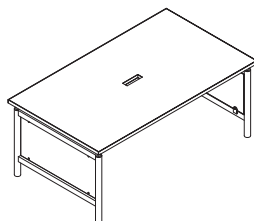
Required Selections						
Component	Code	Description	30" Wide	36" Wide	42" Wide	48" Wide
1 Width	30	30" Wide Study Table	\$0	-	-	-
	36	36" Wide Study Table	-	\$0	-	-
	42	42" Wide Study Table	-	-	\$0	-
	48	48" Wide Study Table	-	-	-	\$0
2 Length	36	36" Long Study Table	\$2,416	\$2,490	-	-
	48	48" Long Study Table	\$2,437	\$2,542	\$2,963	\$3,011
	60	60" Long Study Table	\$2,507	\$2,604	\$3,033	\$3,081
	72	72" Long Study Table	\$2,577	\$2,674	\$3,072	\$3,173
3 Height	25	25" High Unit	\$0	\$0	\$0	\$0
	27	27" High Unit	\$0	\$0	\$0	\$0
	29	29" High Unit	\$0	\$0	\$0	\$0
	39	39" High Unit	\$350	\$350	\$350	\$350
4 Leg Shape	R	Round Legs	\$0	\$0	\$0	\$0
	D	Diamond Legs	\$0	\$0	\$0	\$0
	S	Square Legs	\$0	\$0	\$0	\$0
5 Frame Style	O	Open Frame	\$0	\$0	\$0	\$0
	A	Frosted Acrylic Panel	\$902	\$954	\$1,034	\$1,120
	H	Laminate Panel	\$902	\$954	\$1,034	\$1,120
6 Edge Detail	MM	3mm PVC Edge	\$0	\$0	\$0	\$0

Available Upgrades						
Component	Code	Description	30" Wide	36" Wide	42" Wide	48" Wide
7 Power	-AZ	Axil Z Cutout	-	-	\$88	\$88
		-Not available on units under 42" wide -Power unit ordered separately				
Component	Code	Description	36" Long	48" Long	60" Long	72" Long
8 Wire Management	-WM	Wire Management Tray	\$289	\$337	\$359	\$381
		-Not available on units under 42" wide				
9 Wire Leg	-WL1	Wire Leg Location 1	\$560	\$560	\$560	\$560
	-WL2	Wire Leg Location 2	\$560	\$560	\$560	\$560


Quick Looks



VS-ST-4272-29-RO-MM




VS-ST-4272-29-RA-MM-AZ-WM



LA-AXZ4-220-C120

Wire Leg Locations



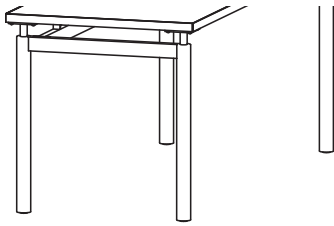
TR-ST-3660-29-LF-MM-MX

Part Number
Configurator

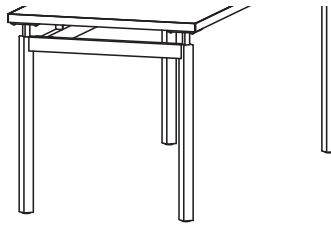
VS – **DK** – **1** **2** **3** – **4** – **5** – **6** **7** – **8**

Required Selections							
Component	Code	Description	24" Wide	30" Wide			
1 Width	24	24" Wide Straight Desking	\$0	-			
	30	30" Wide Straight Desking	-	\$0			
2 Length	30	30" Long Straight Desking (1 Station)	\$1,672	\$1,702			
	36	36" Long Straight Desking (1 Station)	\$1,702	\$1,724			
	60	60" Long Straight Desking (2 Station)	\$1,847	\$1,873			
	72	72" Long Straight Desking (2 Station)	\$1,873	\$1,921			
3 Top Type	SS	Solid Straight Top	\$0	\$0			
4 Height	25	25" High Unit	\$0	\$0			
	27	27" High Unit	\$0	\$0			
	29	29" High Unit	\$0	\$0			
	39	39" High Unit	\$350	\$350			
5 Unit Type	I	Island	\$840	\$840			
	S	Starter	\$840	\$840			
	A	Adder	\$0	\$0			
	E	End	\$0	\$0			
6 Leg Shape	R	Round Legs	\$0	\$0			
	D	Diamond Legs	\$0	\$0			
	S	Square Legs	\$0	\$0			
7 Frame Style	O	Open Frame	\$0	\$0			
	-Adder units must be open frame						
	Island Units	A	Frosted Acrylic Panel	\$850	\$902		
		H	Laminate Panel	\$850	\$902		
	Starter & End Units	A	Frosted Acrylic Panel	\$425	\$451		
		H	Laminate Panel	\$425	\$451		
	8 Edge Detail	MM	3mm PVC Edge	\$0	\$0		
	Available Upgrades						
	Component	Code	Description	30" Long	36" Long	60" Long	72" Long
	9 Divider Style	-AR	Acrylic Divider	\$464	\$508	\$648	\$696
10 Power	-AZ	Axil Z Cutout	\$88	\$88	\$88	\$88	
-Power unit must be ordered separately.							
11 Wire Leg	-WL1	Wire Leg Location 1	\$560	\$560	\$560	\$560	
	-WL2	Wire Leg Location 2	\$560	\$560	\$560	\$560	
	-WL3	Wire Leg Location 3	\$560	\$560	\$560	\$560	
	-WL4	Wire Leg Location 4	\$560	\$560	\$560	\$560	

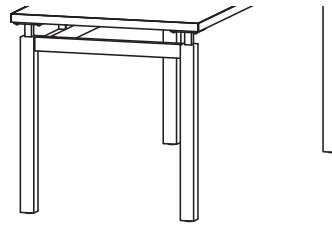
Quick Looks



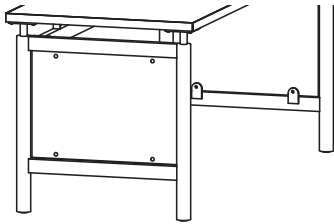
Round Leg, Open Frame



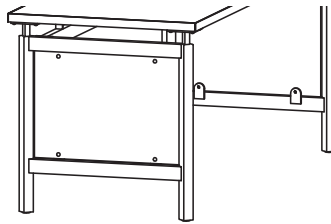
Diamond Leg, Open Frame



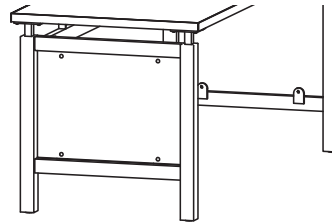
Square Leg, Open Frame



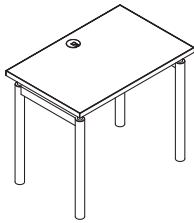
Round Leg, Panel Frame



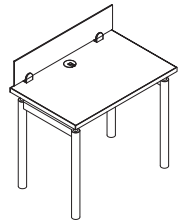
Diamond Leg, Panel Frame



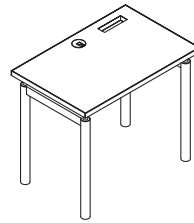
Square Leg, Panel Frame



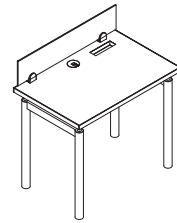
VS-DK-2436SS-29-I-RO-MM



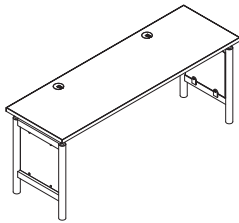
VS-DK-2436SS-29-I-RO-MM-AR



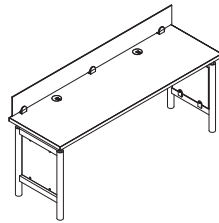
VS-DK-2436SS-29-I-RO-MM-AZ



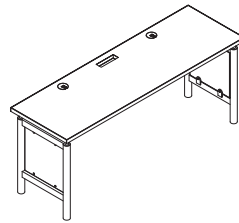
VS-DK-2436SS-29-I-RO-MM-AR-AZ



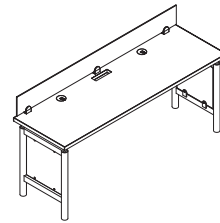
VS-DK-2472SS-29-I-RA-MM



VS-DK-2472SS-29-I-RA-MM-AR

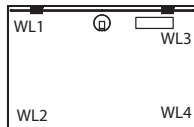


VS-DK-2472SS-29-I-RA-MM-AZ

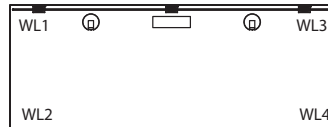


VS-DK-2472SS-29-I-RA-MM-AR-AZ

Power, Divider & Wire Leg Locations

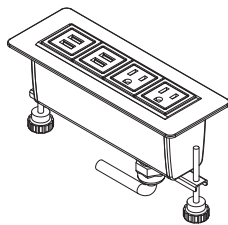


Less than 60" Long

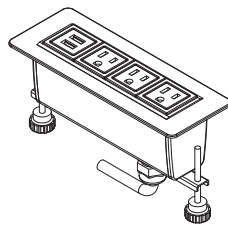


60" Long and Over


Popular Accessories



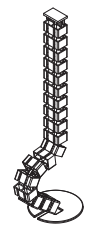
LA-AXZ4-220-C120



LA-AXZ4-310-C120



LA-AXZ4-400-C120



LA-WM16

Part Number
Configurator

VS – **DK** – **1** **2** **3** – **4** – **5** – **6** **7** – **8**

Required Selections

Component	Code	Description	30" Long	36" Long	60" Long	72" Long
1 Width	48	48" Wide Straight Desking	\$2,162	\$2,258	\$2,582	\$2,704
2 Length	30	30" Long Straight Desking (2 Station)	\$0	-	-	-
	36	36" Long Straight Desking (2 Station)	-	\$0	-	-
	60	60" Long Straight Desking (4 Station)	-	-	\$0	-
	72	72" Long Straight Desking (4 Station)	-	-	-	\$0
3 Top Type	SS	Solid Straight Top	\$0	\$0	\$0	\$0
	XS	Split Straight Top	\$315	\$315	\$315	\$315
4 Height	25	25" High Unit	\$0	\$0	\$0	\$0
	27	27" High Unit	\$0	\$0	\$0	\$0
	29	29" High Unit	\$0	\$0	\$0	\$0
	39	39" High Unit	\$350	\$350	\$350	\$350

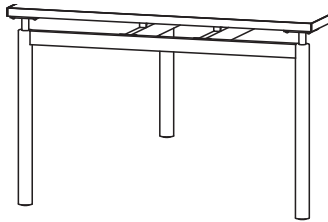
Component	Code	Description	48" Wide
5 Unit Type	I	Island	\$840
	S	Starter	\$840
	A	Adder	\$0
	E	End	\$0
6 Leg Shape	R	Round Legs	\$0
	D	Diamond Legs	\$0
	S	Square Legs	\$0
7 Frame Style	O	Open Frame	\$0
	-Adder units must be open frame		
Island Units	A	Frosted Acrylic Panel	\$1,120
	H	Laminate Panel	\$1,120
Starter & End Units	A	Frosted Acrylic Panel	\$560
	H	Laminate Panel	\$560

8 Edge Detail	MM	3mm PVC Edge	\$0
----------------------	-----------	--------------	-----

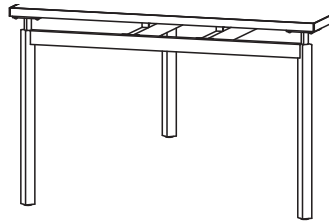
Available Upgrades

Component	Code	Description	30" Long	36" Long	60" Long	72" Long
9 Divider Style	-AR	Acrylic Divider (Solid Top)	\$464	\$508	\$648	\$696
	Island Units -AR	Acrylic Divider (Split Top Island)	\$798	\$846	\$894	\$938
	Starter Units -AR	Acrylic Divider (Split Top Starter)	\$841	\$889	\$937	\$981
	Adder Units -AR	Acrylic Divider (Split Top Adder)	\$534	\$582	\$630	\$674
	End Units -AR	Acrylic Divider (Split Top End)	\$491	\$539	\$587	\$631
	10 Power	-AZ	Axil Z Cutout	\$176	\$176	\$176
-Power unit must be ordered separately.						
11 Wire Management	-WM	Wire Manager Tray	\$241	\$289	\$359	\$381
12 Wire Leg	-WL1	Wire Leg Location 1	\$560	\$560	\$560	\$560
	-WL2	Wire Leg Location 2	\$560	\$560	\$560	\$560
	-WLA	Wire Leg Location, Int. Frame	\$560	\$560	\$560	\$560

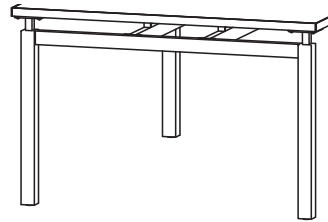
Quick Looks



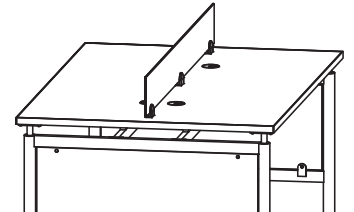
Round Leg, Open Frame



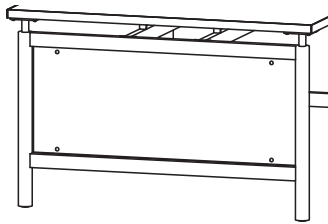
Diamond Leg, Open Frame



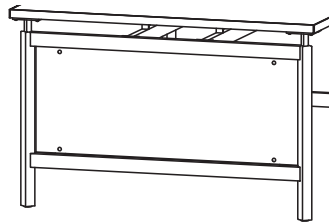
Square Leg, Open Frame



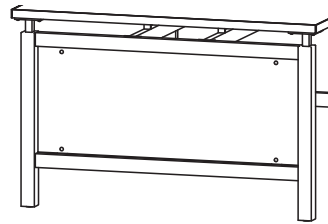
Solid Top



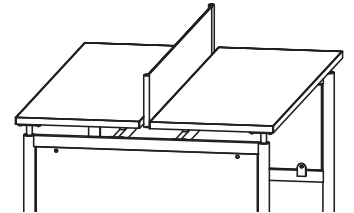
Round Leg, Panel Frame



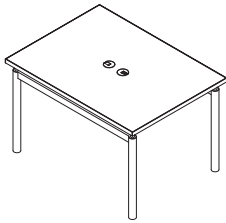
Diamond Leg, Panel Frame



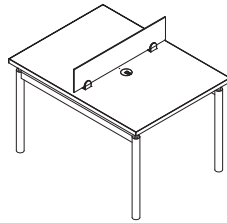
Square Leg, Panel Frame



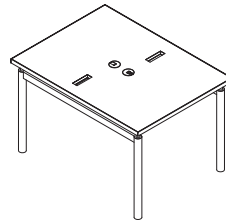
Split Top



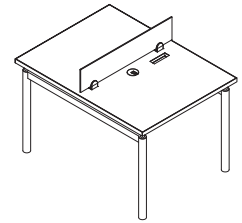
VS-DK-4836SS-29-I-RO-MM



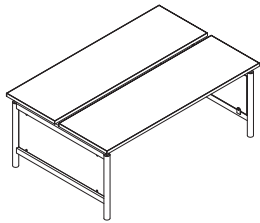
VS-DK-4836SS-29-I-RO-MM-AR



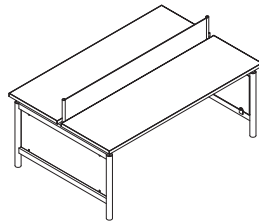
VS-DK-4836SS-29-I-RO-MM-AZ



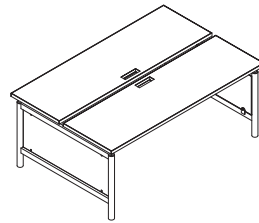
VS-DK-2436SS-29-I-RO-MM-AR-AZ



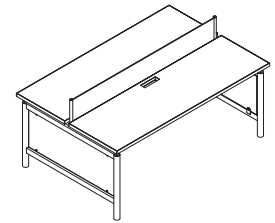
VS-DK-4872XS-29-I-RA-MM



VS-DK-4872XS-29-I-RA-MM-AR

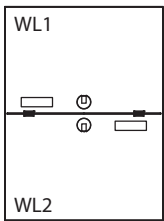


VS-DK-4872XS-29-I-RA-MM-AZ

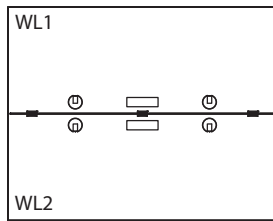


VS-DK-2472XS-29-I-RA-MM-AR-AZ

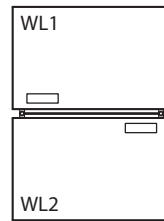
Power, Divider & Wire Leg Locations



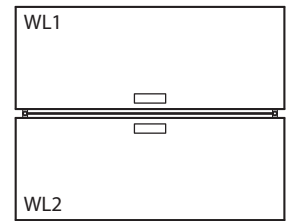
Solid Top, Less than 60" Long



Solid Top, 60" Long and Over

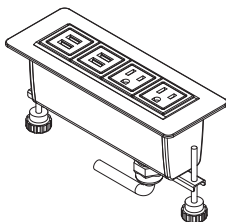


Split Top, Less than 60" Long

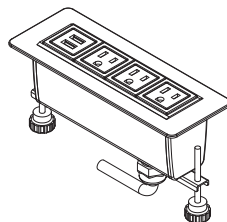


Split Top, 60" Long and Over

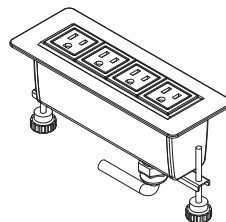
Popular Accessories



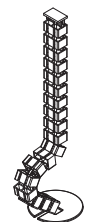
LA-AXZ4-220-C120



LA-AXZ4-310-C120



LA-AXZ4-400-C120



LA-WM16

Part Number
Configurator

VS – **DK** – **1** **2** **3** – **4** – **5** – **6** **7** – **8**

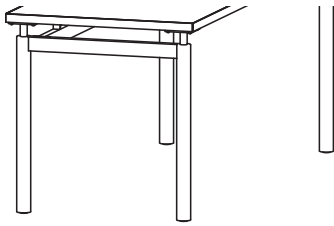
Required Selections

Component	Code	Description	24" Wide
1 Width	24	24" Wide Wave Desking	\$0
2 Length	60	60" Long Wave Desking (2 Station)	\$2,048
	72	72" Long Wave Desking (2 Station)	\$2,087
3 Top Type	SW	Solid Wave Top	\$0
4 Height	25	25" High Unit	\$0
	27	27" High Unit	\$0
	29	29" High Unit	\$0
	39	39" High Unit	\$350
5 Unit Type	I	Island	\$840
	S	Starter	\$840
	A	Adder	\$0
	E	End	\$0
6 Leg Shape	R	Round Legs	\$0
	D	Diamond Legs	\$0
	S	Square Legs	\$0
7 Frame Style	O	Open Frame	\$0
	-Adder units must be open frame		
Island Units	A	Frosted Acrylic Panel	\$850
	H	Laminate Panel	\$850
Starter & End Units	A	Frosted Acrylic Panel	\$425
	H	Laminate Panel	\$425
8 Edge Detail	MM	3mm PVC Edge	\$0

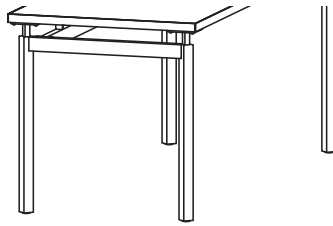
Available Upgrades

Component	Code	Description	60" Long	72" Long
9 Divider Style	-AR	Acrylic Divider	\$648	\$696
10 Power	-AZ	Axil Z Cutout	\$88	\$88
	-Power unit must be ordered separately.			
11 Wire Leg	-WL1	Wire Leg Location 1	\$560	\$560
	-WL2	Wire Leg Location 2	\$560	\$560
	-WL3	Wire Leg Location 3	\$560	\$560
	-WL4	Wire Leg Location 4	\$560	\$560

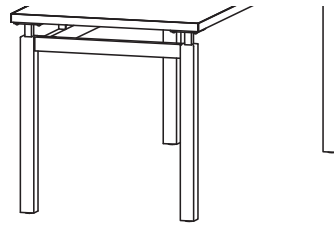
Quick Looks



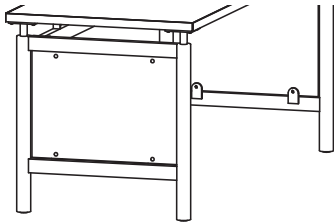
Round Leg, Open Frame



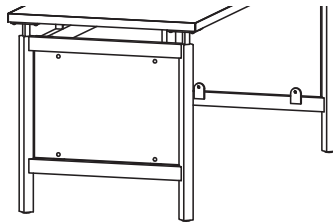
Diamond Leg, Open Frame



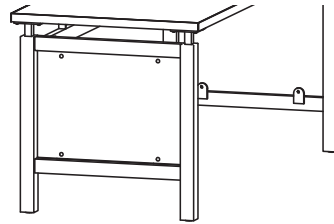
Square Leg, Open Frame



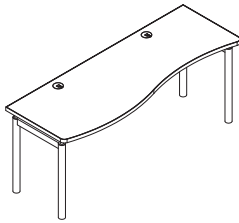
Round Leg, Panel Frame



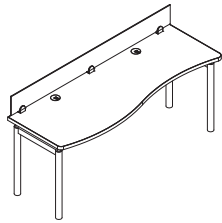
Diamond Leg, Panel Frame



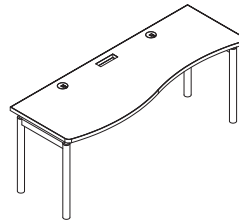
Square Leg, Panel Frame



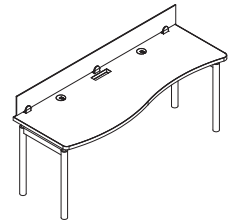
VS-DK-2472SW-29-I-RO-MM



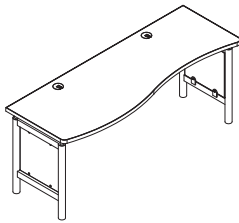
VS-DK-2472SW-29-I-RO-MM-AR



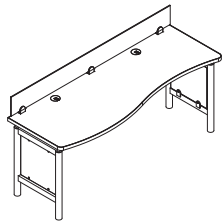
VS-DK-2472SW-29-I-RO-MM-AZ



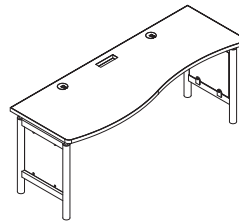
VS-DK-2472SW-29-I-RO-MM-AR-AZ



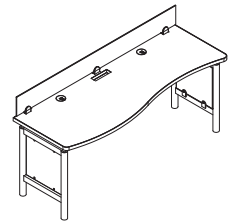
VS-DK-2472SW-29-I-RA-MM



VS-DK-2472SW-29-I-RA-MM-AR

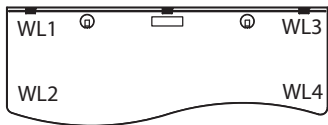


VS-DK-2472SW-29-I-RA-MM-AZ



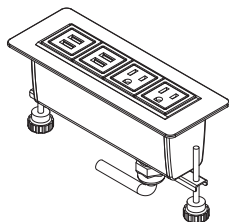
VS-DK-2472SW-29-I-RA-MM-AR-AZ

Power, Divider & Wire Leg Locations

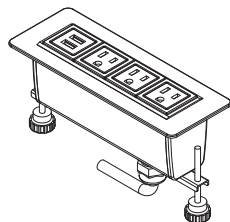


60" Long and Over

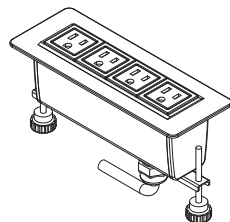
Popular Accessories



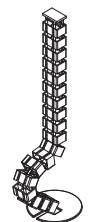
LA-AXZ4-220-C120



LA-AXZ4-310-C120



LA-AXZ4-400-C120



LA-WM16

Part Number
Configurator

VS – **DK** – **1** **2** **3** – **4** – **5** – **6** **7** – **8**

Required Selections

Component	Code	Description	60" Long	72" Long
1 Width	48	48" Wide Wave Desking	\$3,251	\$3,343
2 Length	60	60" Long Wave Desking (4 Station)	\$0	-
	72	72" Long Wave Desking (4 Station)	-	\$0
3 Top Type	XW	Split Wave Top	\$0	\$0
4 Height	25	25" High Unit	\$0	\$0
	27	27" High Unit	\$0	\$0
	29	29" High Unit	\$0	\$0
	39	39" High Unit	\$350	\$350

Component	Code	Description	48" Wide
5 Unit Type	I	Island	\$840
	S	Starter	\$840
	A	Adder	\$0
	E	End	\$0
6 Leg Shape	R	Round Legs	\$0
	D	Diamond Legs	\$0
	S	Square Legs	\$0
7 Frame Style	O	Open Frame	\$0

-Adder units must be open frame

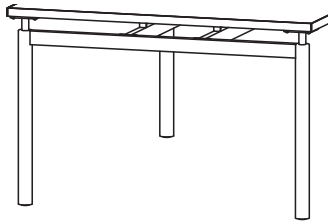
Island Units	A	Frosted Acrylic Panel	\$1,120
	H	Laminate Panel	\$1,120
Starter & End Units	A	Frosted Acrylic Panel	\$560
	H	Laminate Panel	\$560

8 Edge Detail	MM	3mm PVC Edge	\$0
----------------------	-----------	--------------	-----

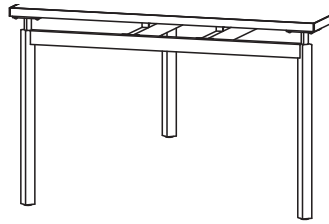
Available Upgrades

Component	Code	Description	60" Long	72" Long
9 Divider Style	-AR	Acrylic Divider (Split Top Island)	\$1,244	\$1,288
	-AR	Acrylic Divider (Split Top Starter)	\$1,287	\$1,331
	-AR	Acrylic Divider (Split Top Adder)	\$980	\$1,024
	-AR	Acrylic Divider (Split Top End)	\$937	\$981
10 Power	-AZ	Axil Z Cutout	\$176	\$176
-Power unit must be ordered separately.				
11 Wire Management	-WM	Wire Manager Tray	\$359	\$381
12 Wire Leg	-WL1	Wire Leg Location 1	\$560	\$560
	-WL2	Wire Leg Location 2	\$560	\$560
	-WLA	Wire Leg, Intermediate Frame	\$560	\$560

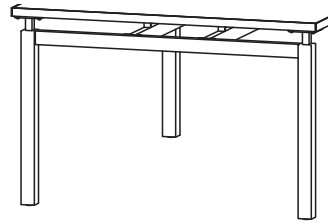
Quick Looks



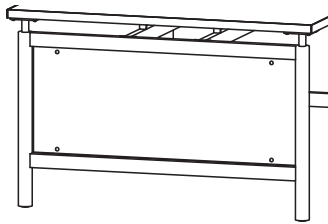
Round Leg, Open Frame



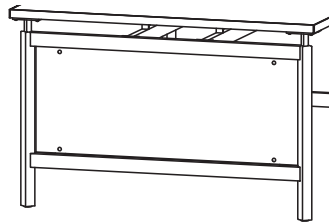
Diamond Leg, Open Frame



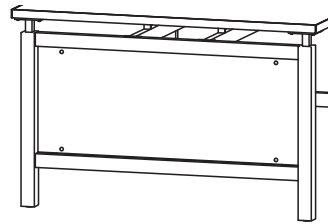
Square Leg, Open Frame



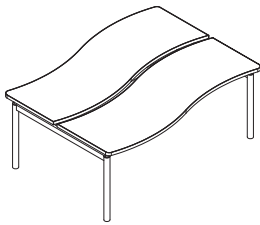
Round Leg, Panel Frame



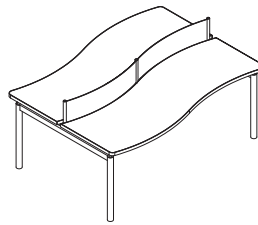
Diamond Leg, Panel Frame



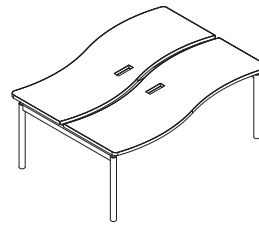
Square Leg, Panel Frame



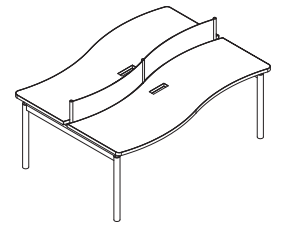
VS-DK-4872XW-29-I-RO-MM



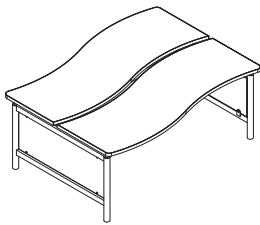
VS-DK-4872XW-29-I-RO-MM-AR



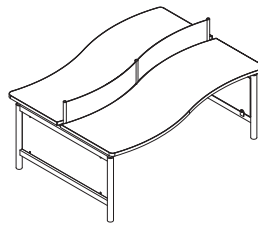
VS-DK-4872XW-29-I-RO-MM-AZ



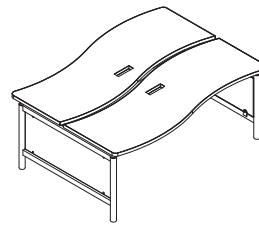
VS-DK-4872XW-29-I-RO-MM-AR-AZ



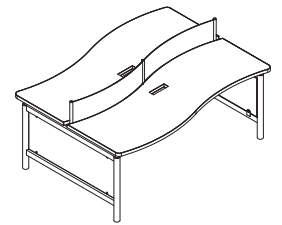
VS-DK-4872XW-29-I-RA-MM



VS-DK-4872XW-29-I-RA-MM-AR

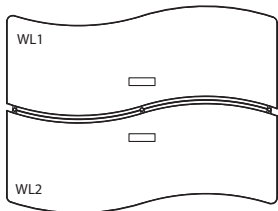


VS-DK-4872XW-29-I-RA-MM-AZ



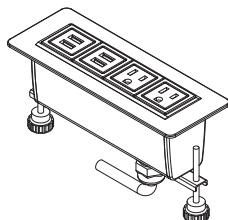
VS-DK-4872XW-29-I-RA-MM-AR-AZ

Power, Divider & Wire Leg Locations

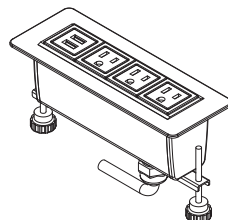


60" Long and Over


Popular Accessories



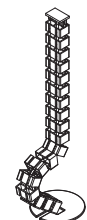
LA-AXZ4-220-C120



LA-AXZ4-310-C120



LA-AXZ4-400-C120



LA-WM16

Part Number
Configurator

VS – **DK** – **1** **2** **3** – **4** – **5** – **6** **7** – **8**

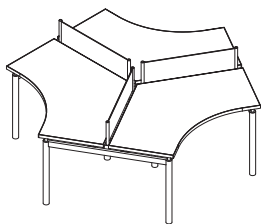
Required Selections

Component	Code	Description	66" Long	84" Long	92" Long	
1 Width	48	48" Wide Pod Desking	\$8,717	\$9,084	\$9,535	
2 Length	66	66" Long Pod Desking (3 Station)	\$0	-	-	
	84	84" Long Pod Desking (6 Station)	-	\$0	-	
	92	92" Long Pod Desking (6 Station)	-	-	\$0	
3 Top Type	SP	Solid Pod Top	\$0	\$0	\$0	
	XP	Split Pod Top	\$389	\$429	\$459	
4 Height	25	25" High Unit	\$0	\$0	\$0	
	27	27" High Unit	\$0	\$0	\$0	
	29	29" High Unit	\$0	\$0	\$0	
	39	39" High Unit	\$770	\$770	\$770	
Component	Code	Description	48" Wide			
5 Unit Type	I	Island	\$840			
	S1	Starter 1	\$840			
	S2	Starter 2	\$840			
	S3	Starter 3	\$840			
	A1	Adder 1	\$0			
	A2	Adder 2	\$0			
	E	End	\$0			
	6 Leg Shape	R	Round Legs	\$0		
D		Diamond Legs	\$0			
S		Square Legs	\$0			
7 Frame Style	O	Open Frame	\$0			
	-Starter 3 Units & Adder 2 Units must be open Frame					
	Island Units	A	Frosted Acrylic Panel	\$1,680		
		H	Laminate Panel	\$1,680		
	Starter 1 Units & End Units	A	Frosted Acrylic Panel	\$1,120		
		H	Laminate Panel	\$1,120		
	Starter 2 Units & Adder 1 Units	A	Frosted Acrylic Panel	\$560		
		H	Laminate Panel	\$560		
	8 Edge Detail	MM	3mm PVC Edge	\$0		

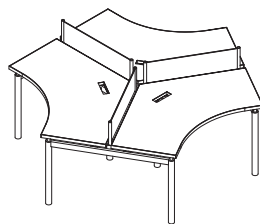
Available Upgrades

Component	Code	Description	66" Long	84" Long	92" Long
9 Divider Style	-AR	Acrylic Divider (Solid Top)	\$1,374	\$1,501	\$1,654
Island Units	-AR	Acrylic Divider (Split Top Island)	\$2,407	\$2,599	\$2,704
Starter 1 Units	-AR	Acrylic Divider (Split Top Starter 1)	\$2,450	\$2,642	\$2,747
Starter 2 Units	-AR	Acrylic Divider (Split Top Starter 2)	\$2,493	\$2,685	\$2,790
Starter 3 Units	-AR	Acrylic Divider (Split Top Starter 3)	\$2,536	\$2,728	\$2,833
Adder 1 Units	-AR	Acrylic Divider (Split Top Adder 1)	\$2,143	\$2,335	\$2,440
Adder 2 Units	-AR	Acrylic Divider (Split Top Adder 2)	\$2,186	\$2,378	\$2,483
End Units	-AR	Acrylic Divider (Split Top End)	\$2,100	\$2,292	\$2,397
10 Power	-AZ	Axil Z Cutout	\$264	\$264	\$264
-Power units must be ordered separately.					
11 Wire Management	-WM	Wire Manager Tray	\$867	\$1,077	\$1,143
12 Wire Leg	-WL1	Wire Leg Location 1	\$560	\$560	\$560
	-WL2	Wire Leg Location 2	\$560	\$560	\$560
	-WLC	Wire Leg Location C	\$560	\$560	\$560

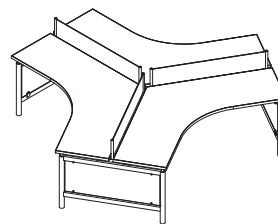
Quick Looks



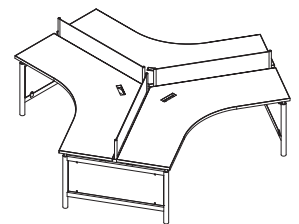
VS-DK-4866XP-29-I-RO-AR



VS-DK-4866XP-29-I-RO-AR-AZ

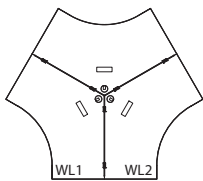


VS-DK-4892XP-29-I-RA-AR

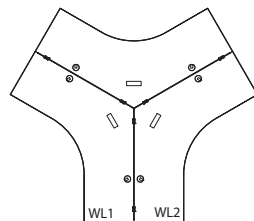


VS-DK-4892XP-29-I-RA-AR-AZ

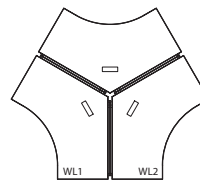
Power, Divider & Wire Leg Locations



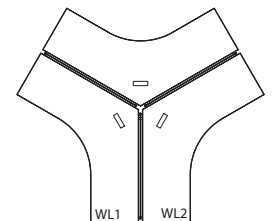
Solid Top, 66" Long



Solid Top, 84" & 92" Long

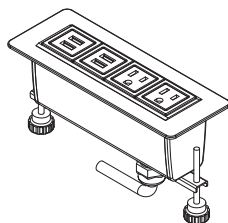


Split Top, 66" Long

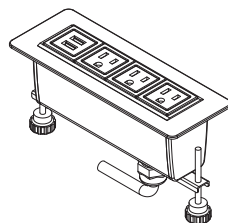


Split Top, 60" 84" & 92" Long


Popular Accessories



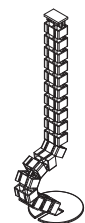
LA-AXZ4-220-C120



LA-AXZ4-310-C120



LA-AXZ4-400-C120



LA-WM16

Part Number
Configurator

VS – **DK** – **1** **2** **3** – **4** – **5** – **6** **7** – **8**

Required Selections

Component	Code	Description	48" Long	60" Long	72" Long	84" Long
1 Width	48	48" Wide Share Desking	\$2,928	\$2,980	\$3,081	\$3,155
2 Length	48	48" Long Share Desking	\$0	-	-	-
	60	60" Long Share Desking	-	\$0	-	-
	72	72" Long Share Desking	-	-	\$0	-
	84	84" Long Share Desking	-	-	-	\$0
3 Top Type	SB	Solid Bullet Top	\$0	\$0	\$0	\$0
	SF	Solid Fish Top	-	-	-	\$245
4 Height	25	25" High Unit	\$0	\$0	\$0	\$0
	27	27" High Unit	\$0	\$0	\$0	\$0
	29	29" High Unit	\$0	\$0	\$0	\$0
	39	39" High Unit	\$350	\$350	\$350	\$350

Component	Code	Description	48" Wide
5 Unit Type	I	Island	\$840
	S	Starter	\$840
	E	End	\$0
6 Leg Shape	R	Round Legs	\$0
	D	Diamond Legs	\$0
	S	Square Legs	\$0
7 Frame Style	O	Open Frame	\$0
	-Starter units & End units must be open frame		
	A	Frosted Acrylic Panel	\$560
	H	Laminate Panel	\$560

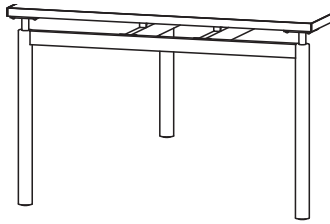
8 Edge Detail	MM	3mm PVC Edge	\$0
----------------------	-----------	--------------	-----

Available Upgrades

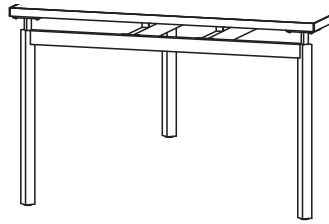
Component	Code	Description	48" Long	60" Long	72" Long	84" Long
9 Power	-AZ	Axil Z Cutout	\$88	\$88	\$88	\$88
	-DS4	4-Window Dropshare Cutout	\$88	\$88	\$88	\$88
	-DS6	6-Window Dropshare Cutout	-	\$88	\$88	\$88
-Power unit must be ordered separately.						

10 Wire Management	-WM	Wire Manager Tray	\$289	\$337	\$359	\$381
11 Wire Leg	-WL1	Wire Leg Location 1	\$560	\$560	\$560	\$560
	-WL2	Wire Leg Location 2	\$560	\$560	\$560	\$560
	-WL3	Wire Leg Location 3	\$560	\$560	\$560	\$560
	-Not available on End units					
	-WL4	Wire Leg Location 4	\$560	\$560	\$560	\$560
-Not available on End units						

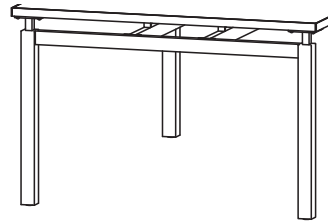
Quick Looks



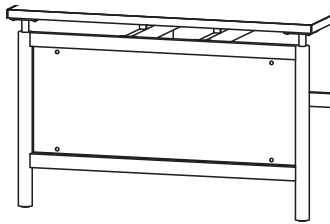
Round Leg, Open Frame



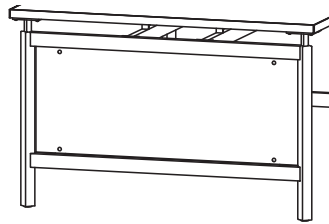
Diamond Leg, Open Frame



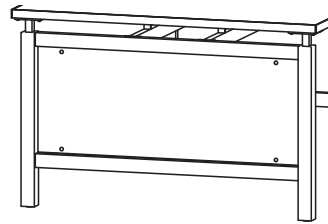
Square Leg, Open Frame



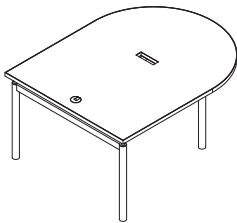
Round Leg, Panel Frame



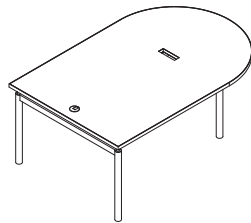
Diamond Leg, Panel Frame



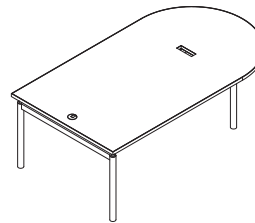
Square Leg, Panel Frame



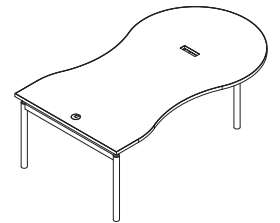
VS-DK-4860SB-29-I-RO-MM-AZ



VS-DK-4872SB-29-I-RO-MM-AZ

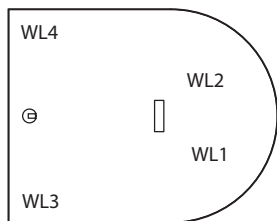


VS-DK-4884SB-29-I-RO-MM-AZ



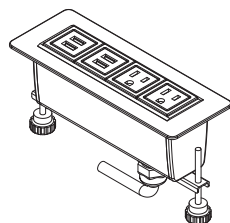
VS-DK-4884SF-29-I-RO-MM-AZ

Power & Wire Leg Locations

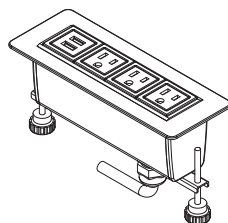


Solid Top


Popular Accessories



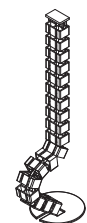
LA-AXZ4-220-C120



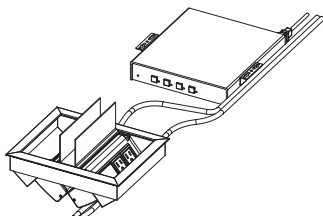
LA-AXZ4-310-C120



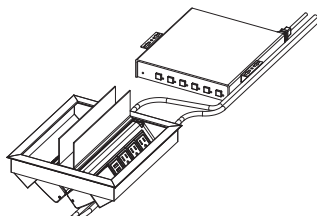
LA-AXZ4-400-C120



LA-WM16



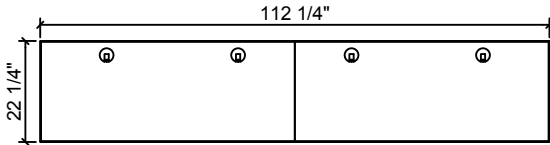
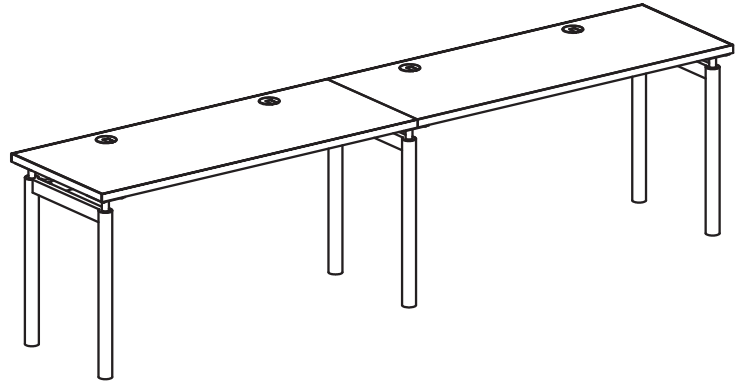
LA-DSX4-200-C120-SB



LA-DSX6-200-C120-SB

VS-001

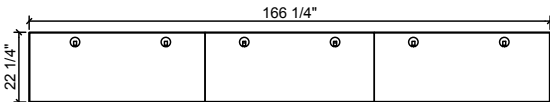
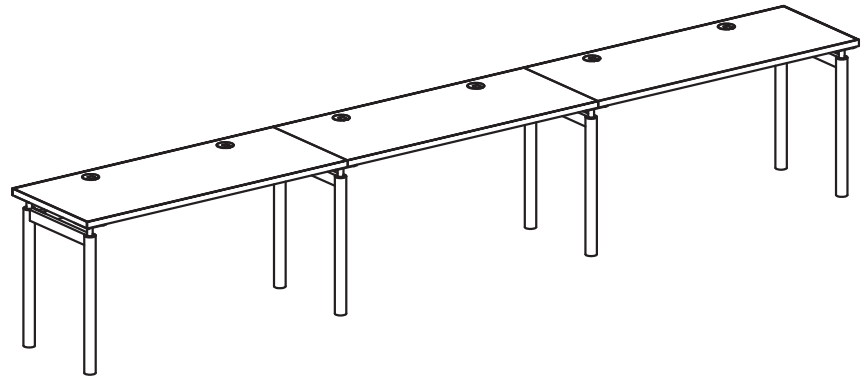
Total List \$4,799



Model Number	Qty	List	Extension
VS-DK-2460SS-29-S-RO-MM	1	\$2,687	\$2,687
VS-DK-2460SS-29-E-RO-MM	1	\$1,847	\$1,847

VS-002

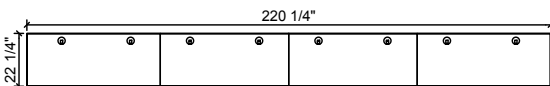
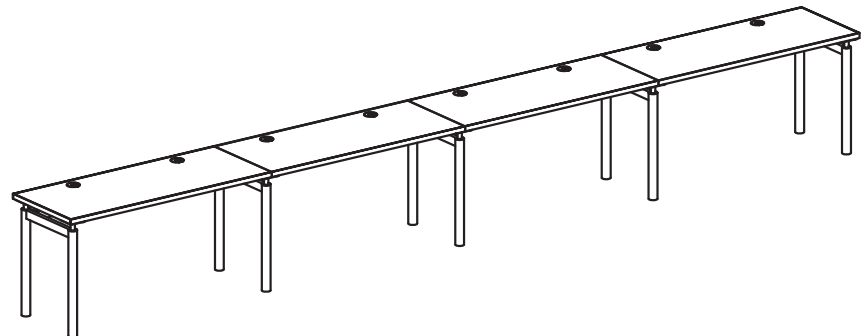
Total List \$6,800



Model Number	Qty	List	Extension
VS-DK-2460SS-29-S-RO-MM	1	\$2,687	\$2,687
VS-DK-2460SS-29-A-RO-MM	1	\$1,847	\$1,847
VS-DK-2460SS-29-E-RO-MM	1	\$1,847	\$1,847

VS-003

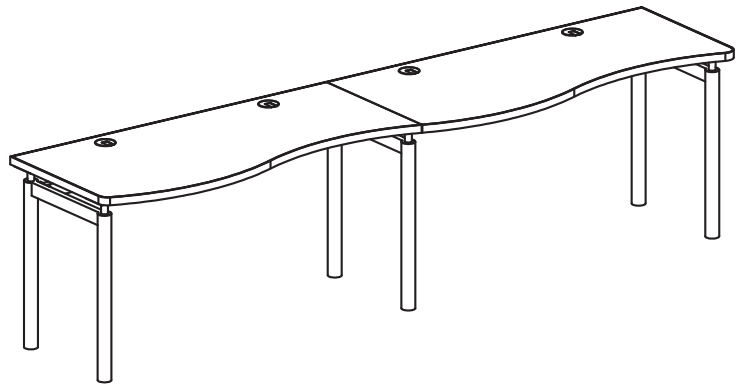
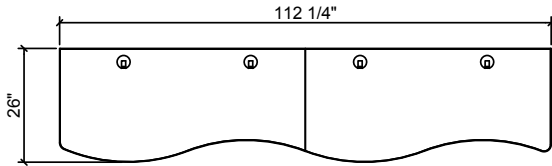
Total List \$8,801



Model Number	Qty	List	Extension
VS-DK-2460SS-29-S-RO-MM	1	\$2,687	\$2,687
VS-DK-2460SS-29-A-RO-MM	2	\$1,847	\$3,694
VS-DK-2460SS-29-E-RO-MM	1	\$1,847	\$1,847

VS-004

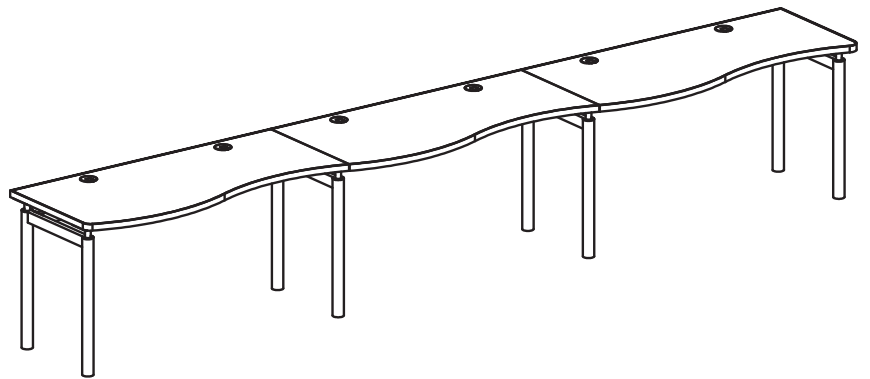
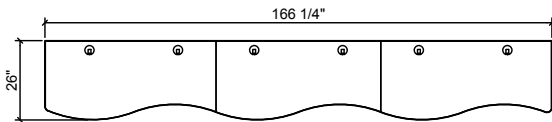
Total List \$4,799



Model Number	Qty	List	Extension
VS-DK-2460SW-29-S-RO-MM	1	\$2,798	\$2,798
VS-DK-2460SW-29-E-RO-MM	1	\$2,001	\$2,001

VS-005

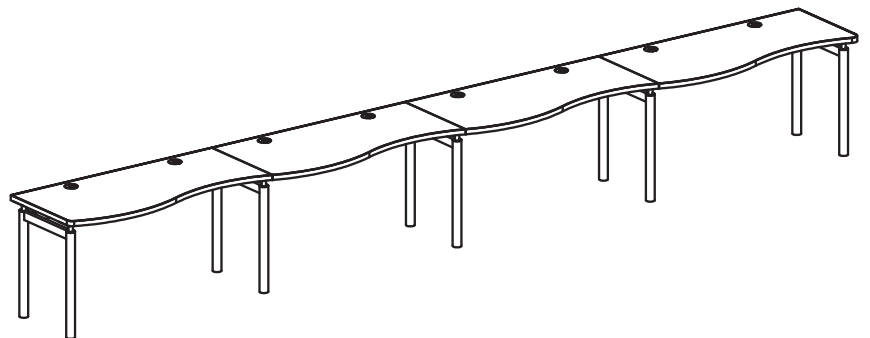
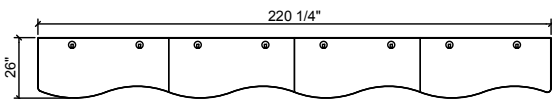
Total List \$6,800



Model Number	Qty	List	Extension
VS-DK-2460SW-29-S-RO-MM	1	\$2,798	\$2,798
VS-DK-2460SW-29-A-RO-MM	1	\$2,001	\$2,001
VS-DK-2460SW-29-E-RO-MM	1	\$2,001	\$2,001

VS-006

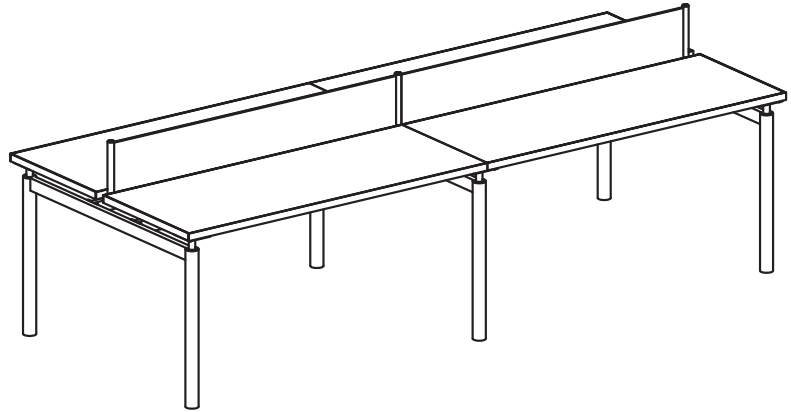
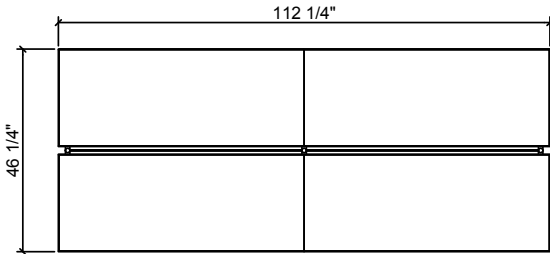
Total List \$8,801



Model Number	Qty	List	Extension
VS-DK-2460SW-29-S-RO-MM	1	\$2,798	\$2,798
VS-DK-2460SW-29-A-RO-MM	2	\$2,001	\$4,002
VS-DK-2460SW-29-E-RO-MM	1	\$2,001	\$2,001

VS-007

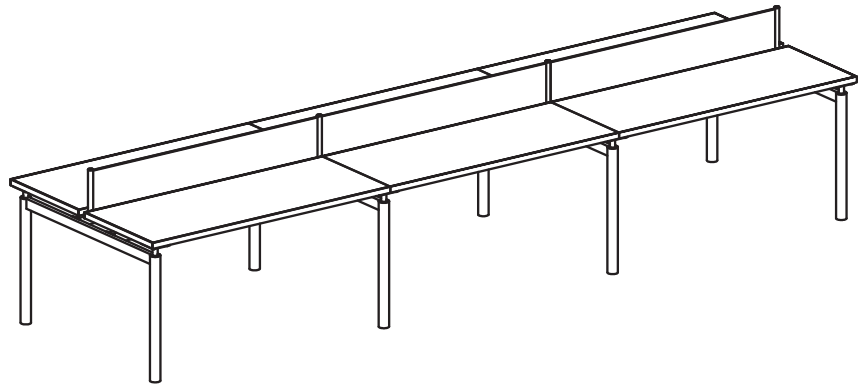
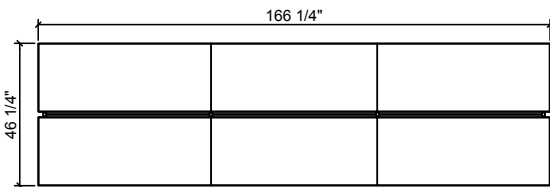
Total List \$8,876



Model Number	Qty	List	Extension
VS-DK-4860XS-29-S-RO-MM-AR-WM	1	\$5,033	\$5,033
VS-DK-4860XS-29-E-RO-MM-AR-WM	1	\$3,843	\$3,843

VS-008

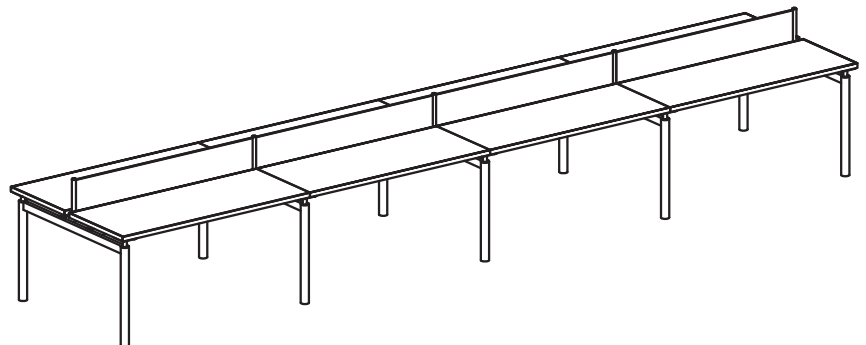
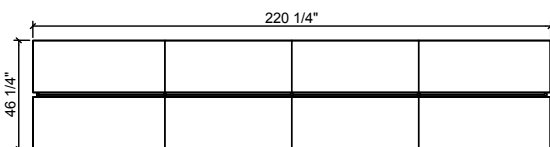
Total List \$12,762



Model Number	Qty	List	Extension
VS-DK-4860XS-29-S-RO-MM-AR-WM	1	\$5,033	\$5,033
VS-DK-4860XS-29-A-RO-MM-AR-WM	1	\$3,886	\$3,886
VS-DK-4860XS-29-E-RO-MM-AR-WM	1	\$3,843	\$3,843

VS-009

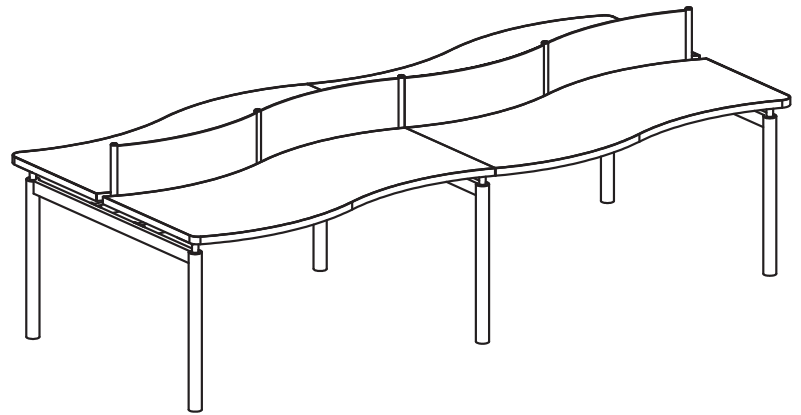
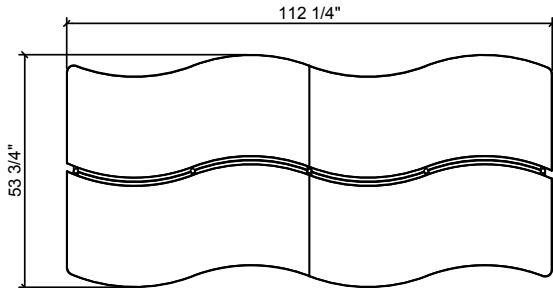
Total List \$16,648



Model Number	Qty	List	Extension
VS-DK-4860XS-29-S-RO-MM-AR-WM	1	\$5,033	\$5,033
VS-DK-4860XS-29-A-RO-MM-AR-WM	2	\$3,886	\$7,772
VS-DK-4860XS-29-E-RO-MM-AR-WM	1	\$3,843	\$3,843

VS-010

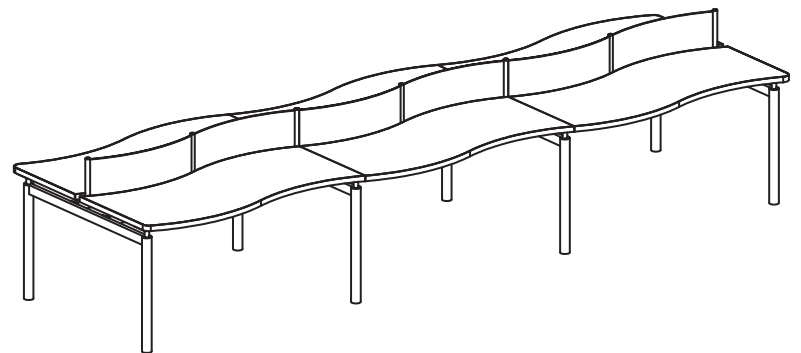
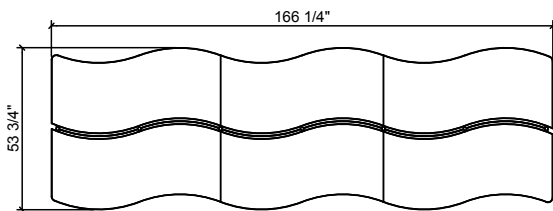
Total List \$10,284



Model Number	Qty	List	Extension
VS-DK-4860XW-29-S-RO-MM-AR-WM	1	\$5,737	\$5,737
VS-DK-4860XW-29-E-RO-MM-AR-WM	1	\$4,547	\$4,547

VS-011

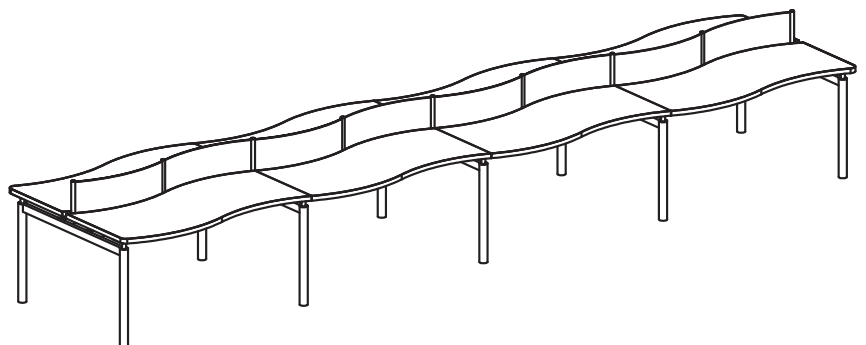
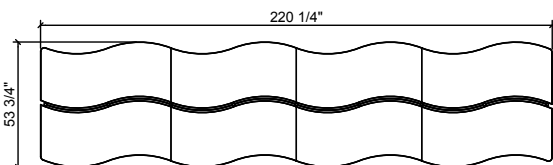
Total List \$14,874



Model Number	Qty	List	Extension
VS-DK-4860XW-29-S-RO-MM-AR-WM	1	\$5,737	\$5,737
VS-DK-4860XW-29-A-RO-MM-AR-WM	1	\$4,590	\$4,590
VS-DK-4860XW-29-E-RO-MM-AR-WM	1	\$4,547	\$4,547

VS-012

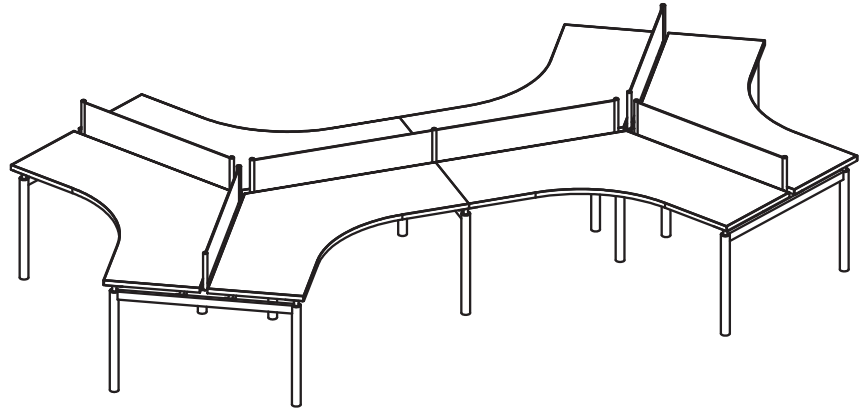
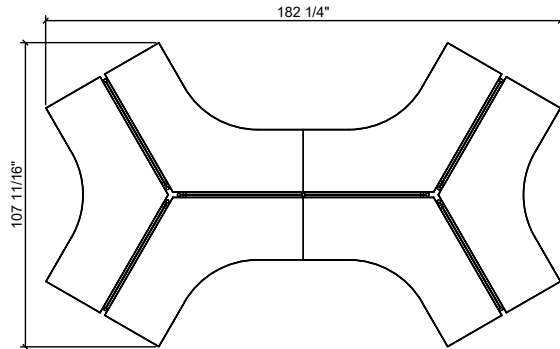
Total List \$19,464



Model Number	Qty	List	Extension
VS-DK-4860XW-29-S-RO-MM-AR-WM	1	\$5,737	\$5,737
VS-DK-4860XW-29-A-RO-MM-AR-WM	2	\$4,590	\$9,180
VS-DK-4860XW-29-E-RO-MM-AR-WM	1	\$4,547	\$4,547

VS-013

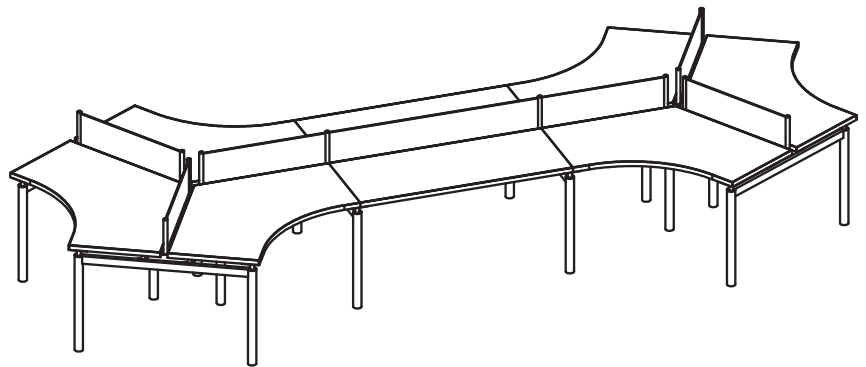
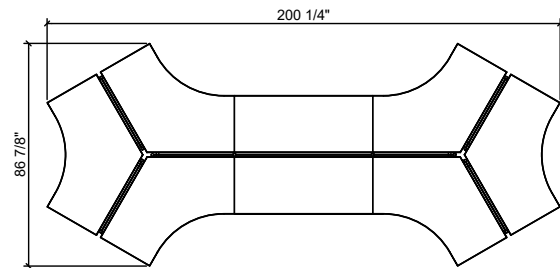
Total List \$26,954



Model Number	Qty	List	Extension
VS-DK-4884XP-29-S1-RO-MM-AR-WM	1	\$14,072	\$14,072
VS-DK-4884XP-29-E-RO-MM-AR-WM	1	\$12,882	\$12,882

VS-014

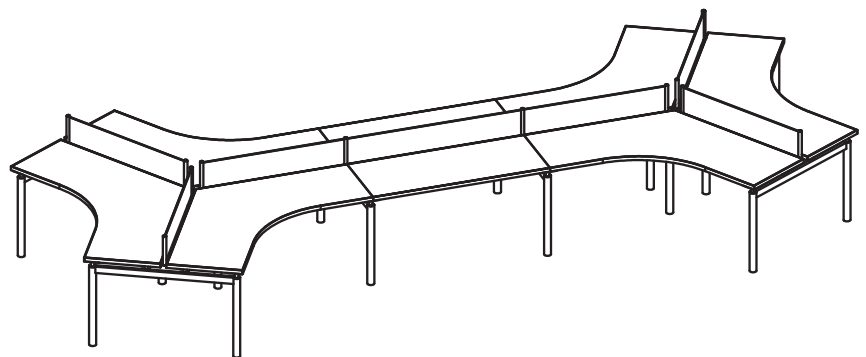
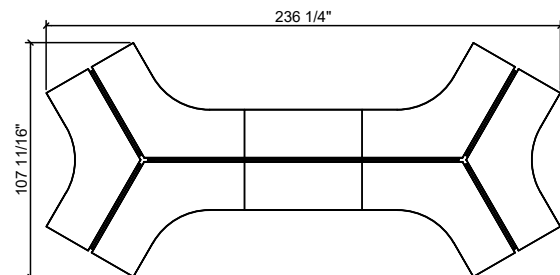
Total List \$29,222



Model Number	Qty	List	Extension
VS-DK-4866XP-29-S1-RO-MM-AR-WM	1	\$13,263	\$13,263
VS-DK-4860XS-29-A-RO-MM-AR-WM	1	\$3,886	\$3,886
VS-DK-4866XP-29-E-RO-MM-AR-WM	1	\$12,073	\$12,073

VS-015

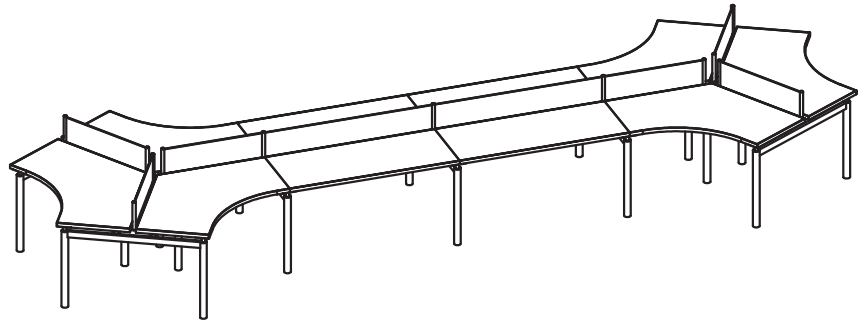
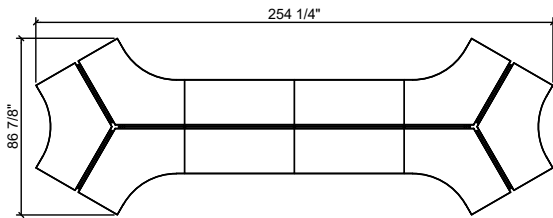
Total List \$30,830



Model Number	Qty	List	Extension
VS-DK-4884XP-29-S1-RO-MM-AR-WM	1	\$14,072	\$14,072
VS-DK-4860XS-29-A-RO-MM-AR-WM	1	\$3,886	\$3,886
VS-DK-4884XP-29-E-RO-MM-AR-WM	1	\$12,882	\$12,882

VS-016

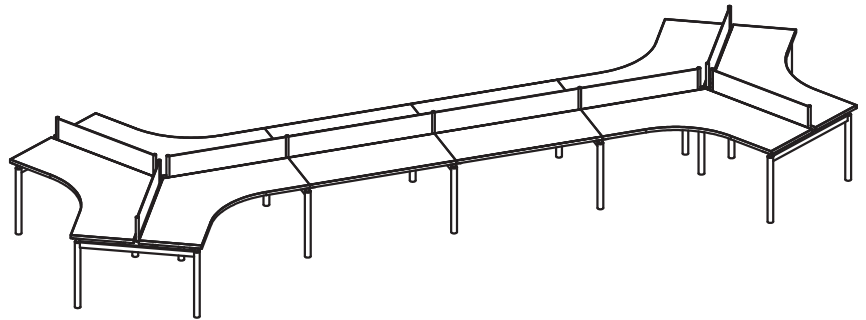
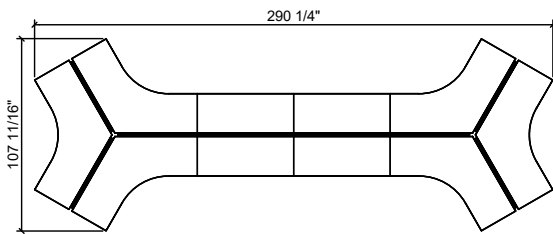
Total List \$33,108



Model Number	Qty	List	Extension
VS-DK-4866XP-29-S1-RO-MM-AR-WM	1	\$13,263	\$13,263
VS-DK-4860XS-29-A-RO-MM-AR-WM	2	\$3,886	\$7,772
VS-DK-4866XP-29-E-RO-MM-AR-WM	1	\$12,073	\$12,073

VS-017

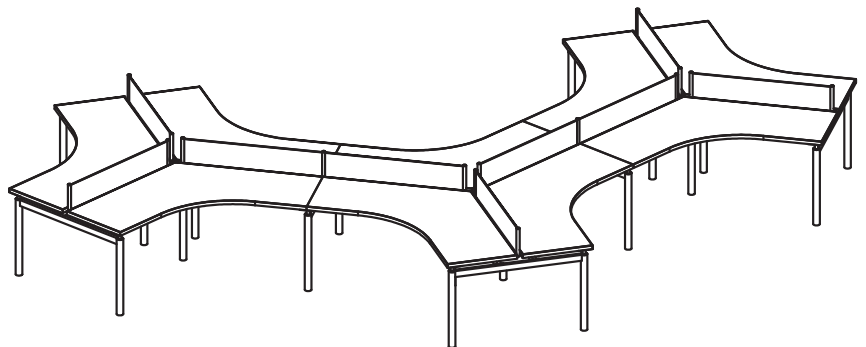
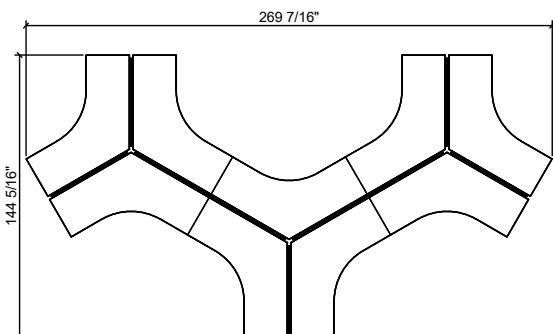
Total List \$34,726



Model Number	Qty	List	Extension
VS-DK-4884XP-29-S1-RO-MM-AR-WM	1	\$14,072	\$14,072
VS-DK-4860XS-29-A-RO-MM-AR-WM	2	\$3,886	\$7,772
VS-DK-4884XP-29-E-RO-MM-AR-WM	1	\$12,882	\$12,882

VS-018

Total List \$39,879



Model Number	Qty	List	Extension
VS-DK-4884XP-29-S2-RO-MM-AR-WM	1	\$14,115	\$14,115
VS-DK-4884XP-29-E-RO-MM-AR-WM	2	\$12,882	\$25,764

Table Accessories

Price List

Effective 11/1/2023

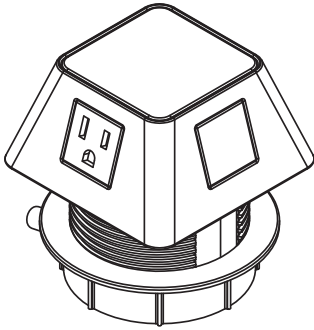
Add-On Power & Data	129
Built-In Power & Data	129
4trac Power Supply	135
Wire Management	136
Table Connectors	139



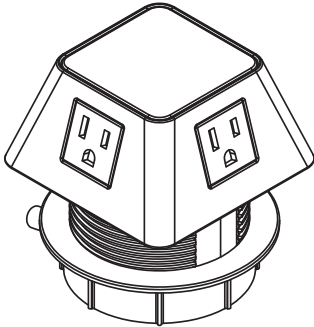
LIATfurniture.com

694 North Main Street · Troutman, NC 28166
TF 888 440 8205

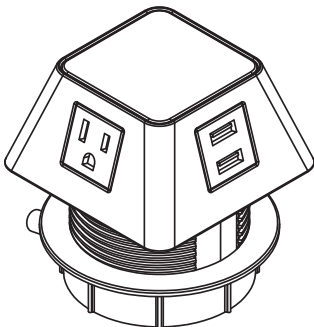




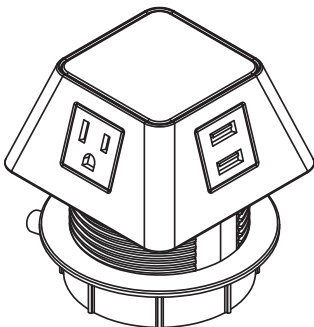
Part Number LA-MOH4-202-C120
Description Moire, Hole Mount
Power/Data 2 Power, 2 Open Data
Power Supply 120" Long Cord, 15A plug
Finish Options Gloss White **(-W)**; Gloss Black **(-B)**
List Price \$541



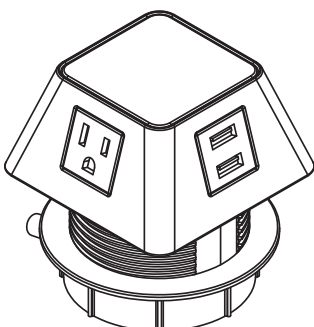
Part Number LA-MOH4-400-C120
Description Moire, Hole Mount
Power/Data 4 Power
Power Supply 120" Long Cord, 15A plug
Finish Options Gloss White **(-W)**; Gloss Black **(-B)**
List Price \$541



Part Number LA-MOH4-310-C120
Description Moire, Hole Mount
Power/Data 3 Power, 1 USB
Power Supply 120" Long Cord, 15A plug
Finish Options Gloss White **(-W)**; Gloss Black **(-B)**
List Price \$574

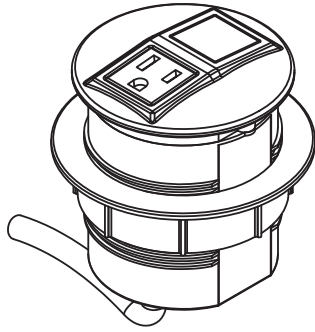


Part Number LA-MOH4-211-C120
Description Moire, Hole Mount
Power/Data 2 Power, 1 USB, 1 Open Data
Power Supply 120" Long Cord, 15A plug
Finish Options Gloss White **(-W)**; Gloss Black **(-B)**
List Price \$574

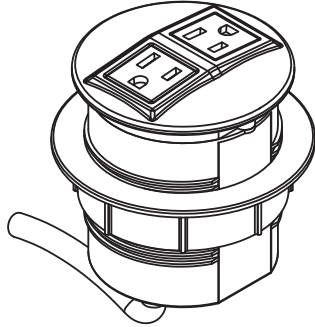


Part Number LA-MOH4-220-C120
Description Moire, Hole Mount
Power/Data 2 Power, 2 USB
Power Supply 120" Long Cord, 15A plug
Finish Options Gloss White **(-W)**; Gloss Black **(-B)**
List Price \$660

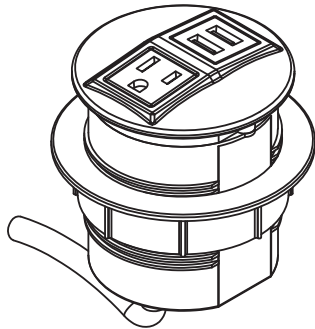
***Built-in Power & Data options require a hole in the top. Not all items work with all collections. Contact Project Management to ensure your power selection will work with your table.*



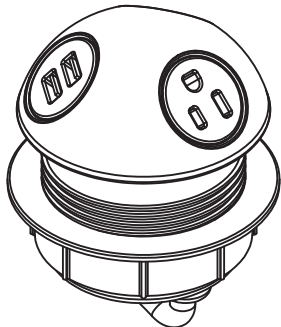
Part Number LA-NOD2-101-C120
Description Node, Hole Mount
Power/Data 1 Power, 1 Open Data
Power Supply 120" Long Cord, 15A plug
Finish Options Parchment (-PP); Silver (-SP); Midnight (-MP)
List Price \$400



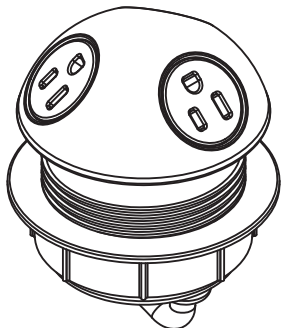
Part Number LA-NOD2-200-C120
Description Node, Hole Mount
Power/Data 2 Power
Power Supply 120" Long Cord, 15A plug
Finish Options Parchment (-PP); Silver (-SP); Midnight (-MP)
List Price \$411



Part Number LA-NOD2-110-C120
Description Node, Hole Mount
Power/Data 1 Power, 1 USB
Power Supply 120" Long Cord, 15A plug
Finish Options Parchment (-PP); Silver (-SP); Midnight (-MP)
List Price \$504

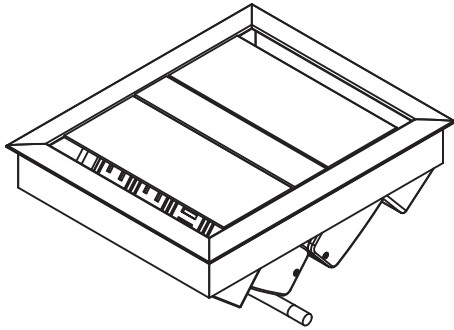


Part Number LA-HEM3-210-C120
Description Hemisphere, Hole Mount
Power/Data 2 Power, 1 USB
Power Supply 120" Long Cord, 15A plug
Finish Options Soft Touch Black (-B); Soft Touch White (-W)
List Price \$480

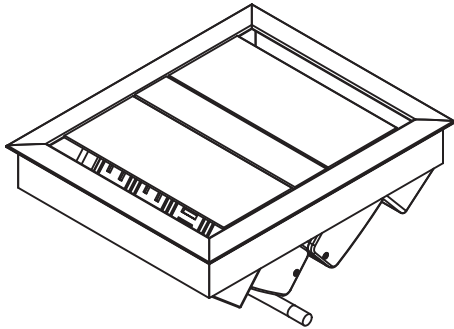


Part Number LA-HEM3-300-C120
Description Hemisphere, Hole Mount
Power/Data 3 Power
Power Supply 120" Long Cord, 15A plug
Finish Options Soft Touch Black (-B); Soft Touch White (-W)
List Price \$480

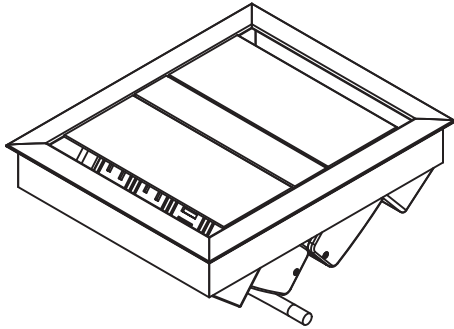
***Built-in Power & Data options require a hole in the top. Not all items work with all collections. Contact Project Management to ensure your power selection will work with your table.*



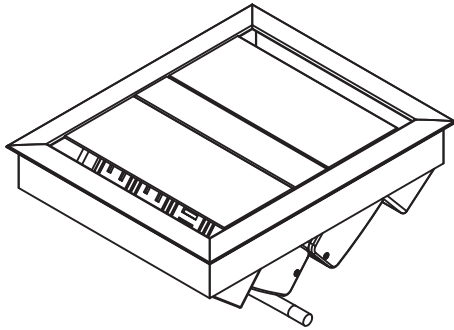
Part Number LA-E2X4-202-C120
Description E2X, Flat Mount with Lid
Power/Data 2 Power, 2 Open Data
Power Supply (2) 120" Long Cord, 15A plugs
Finish Options Silver Aluminum (-**SA**); Black Aluminum (-**BA**)
List Price \$970



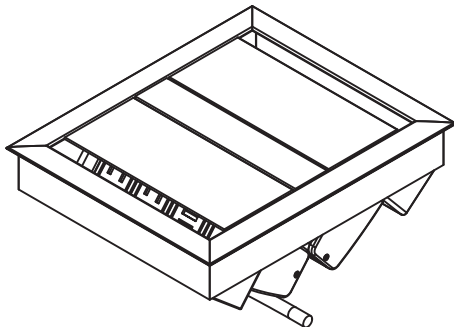
Part Number LA-E2X4-400-C120
Description E2X, Flat Mount with Lid
Power/Data 4 Power
Power Supply (2) 120" Long Cord, 15A plugs
Finish Options Silver Aluminum (-**SA**); Black Aluminum (-**BA**)
List Price \$1,164



Part Number LA-E2X4-310-C120
Description E2X, Flat Mount with Lid
Power/Data 3 Power, 1 USB
Power Supply (2) 120" Long Cord, 15A plugs
Finish Options Silver Aluminum (-**SA**); Black Aluminum (-**BA**)
List Price \$1,192

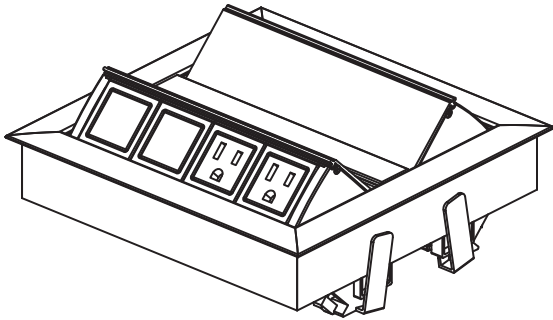


Part Number LA-E2X4-211-C120
Description E2X, Flat Mount with Lid
Power/Data 2 Power, 1 USB, 1 Open Data
Power Supply (2) 120" Long Cord, 15A plugs
Finish Options Silver Aluminum (-**SA**); Black Aluminum (-**BA**)
List Price \$1,172

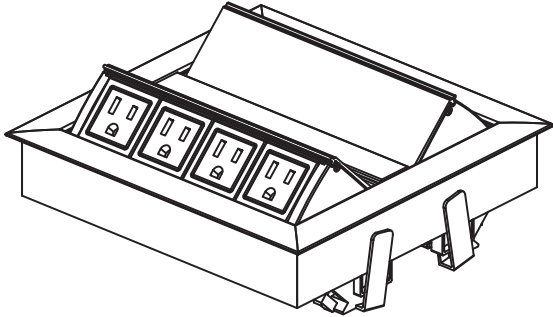


Part Number LA-E2X4-220-C120
Description E2X, Flat Mount with Lid
Power/Data 2 Power, 2 USB
Power Supply (2) 120" Long Cord, 15A plugs
Finish Options Silver Aluminum (-**SA**); Black Aluminum (-**BA**)
List Price \$1,361

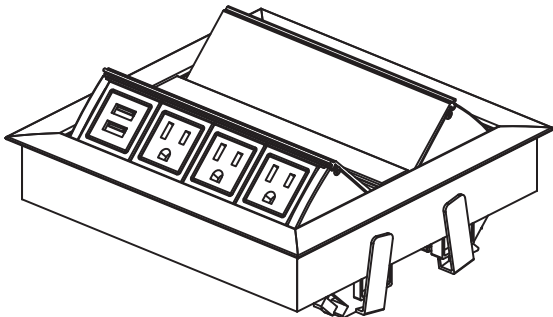
***Built-in Power & Data options require a hole in the top. Not all items work with all collections. Contact Project Management to ensure your power selection will work with your table.*



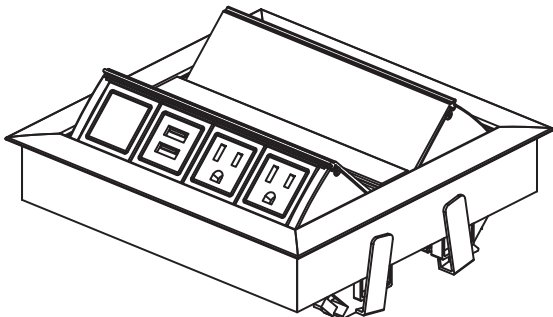
Part Number LA-M2X4-202-C120
Description M2X, Double Face Flip-Up / Flat Mount
Power/Data 2 Power, 2 Open Data
Power Supply (2) 120" Long Cord, 15A plugs
Finish Options Silver Aluminum (-SA); Black Aluminum (-BA)
List Price \$1,153



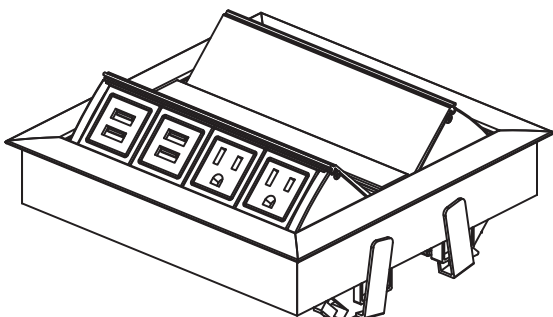
Part Number LA-M2X4-400-C120
Description M2X, Double Face Flip-Up / Flat Mount
Power/Data 4 Power
Power Supply (2) 120" Long Cord, 15A plugs
Finish Options Silver Aluminum (-SA); Black Aluminum (-BA)
List Price \$1,308



Part Number LA-M2X4-310-C120
Description M2X, Double Face Flip-Up / Flat Mount
Power/Data 3 Power, 1 USB
Power Supply (2) 120" Long Cord, 15A plugs
Finish Options Silver Aluminum (-SA); Black Aluminum (-BA)
List Price \$1,340

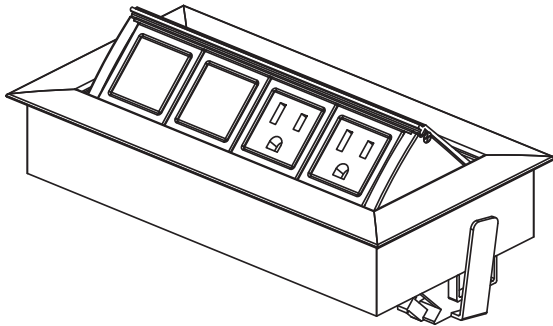


Part Number LA-M2X4-211-C120
Description M2X, Double Face Flip-Up / Flat Mount
Power/Data 2 Power, 1 USB, 1 Open Data
Power Supply (2) 120" Long Cord, 15A plugs
Finish Options Silver Aluminum (-SA); Black Aluminum (-BA)
List Price \$1,340

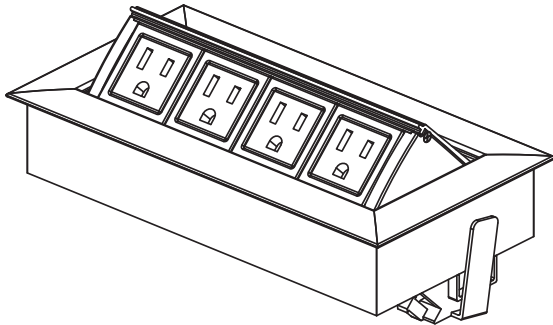


Part Number LA-M2X4-220-C120
Description M2X, Double Face Flip-Up / Flat Mount
Power/Data 2 Power, 2 USB
Power Supply (2) 120" Long Cord, 15A plugs
Finish Options Silver Aluminum (-SA); Black Aluminum (-BA)
List Price \$1,506

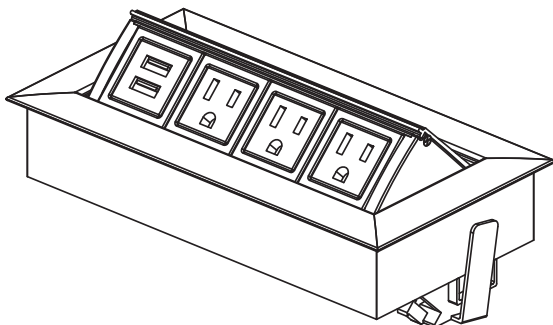
***Built-in Power & Data options require a hole in the top. Not all items work with all collections. Contact Project Management to ensure your power selection will work with your table.*



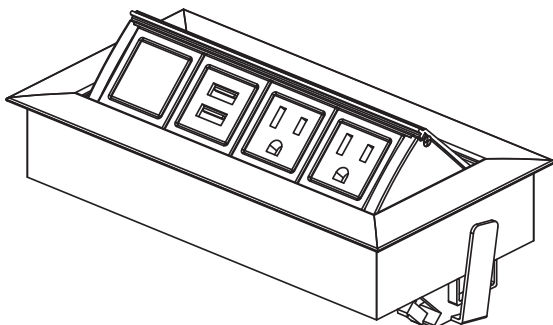
Part Number LA-MHO4-202-C120
Description Mho, Single Face Flip-Up / Flat Mount
Power/Data 2 Power, 2 Open Data
Power Supply 120" Long Cord, 15A plug
Finish Options Silver Aluminum (-SA); Black Aluminum (-BA)
List Price \$721



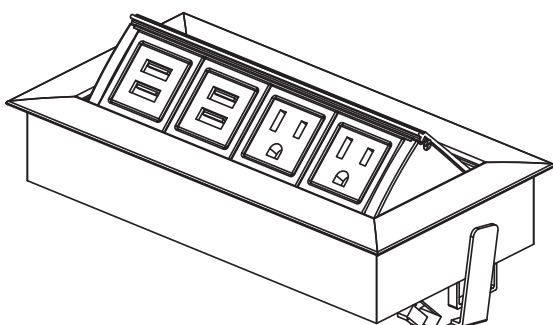
Part Number LA-MHO4-400-C120
Description Mho, Single Face Flip-Up / Flat Mount
Power/Data 4 Power
Power Supply 120" Long Cord, 15A plug
Finish Options Silver Aluminum (-SA); Black Aluminum (-BA)
List Price \$817



Part Number LA-MHO4-310-C120
Description Mho, Single Face Flip-Up / Flat Mount
Power/Data 3 Power, 1 USB
Power Supply 120" Long Cord, 15A plug
Finish Options Silver Aluminum (-SA); Black Aluminum (-BA)
List Price \$829

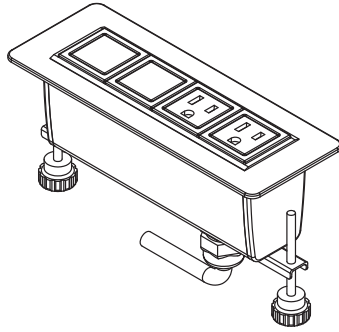


Part Number LA-MHO4-211-C120
Description Mho, Single Face Flip-Up / Flat Mount
Power/Data 2 Power, 1 USB, 1 Open Data
Power Supply 120" Long Cord, 15A plug
Finish Options Silver Aluminum (-SA); Black Aluminum (-BA)
List Price \$864

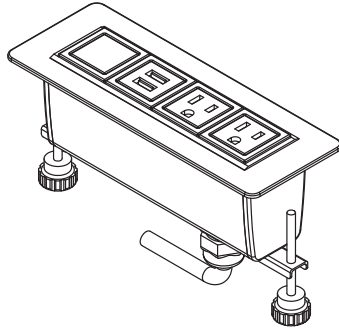


Part Number LA-MHO4-220-C120
Description Mho, Single Face Flip-Up / Flat Mount
Power/Data 2 Power, 2 USB
Power Supply 120" Long Cord, 15A plug
Finish Options Silver Aluminum (-SA); Black Aluminum (-BA)
List Price \$912


***Built-in Power & Data options require a hole in the top. Not all items work with all collections. Contact Project Management to ensure your power selection will work with your table.*



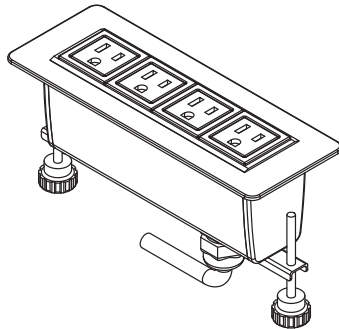
Part Number LA-AZX4-202-C120
Description Axil Z, Flat Mount
Power/Data 2 Power, 2 Open Data
Power Supply 120" Long Cord, 15A plug
Finish Options White **(-W)**; Black **(-B)**; Silver **(-S)**
List Price \$574



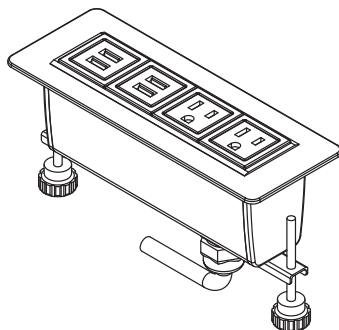
Part Number LA-AZX4-211-C120
Description Axil Z, Flat Mount
Power/Data 2 Power, 1 USB, 1 Open Data
Power Supply 120" Long Cord, 15A plug
Finish Options White **(-W)**; Black **(-B)**; Silver **(-S)**
List Price \$669



Part Number LA-AZX4-310-C120
Description Axil Z, Flat Mount
Power/Data 3 Power, 1 USB
Power Supply 120" Long Cord, 15A plug
Finish Options White **(-W)**; Black **(-B)**; Silver **(-S)**
List Price \$689

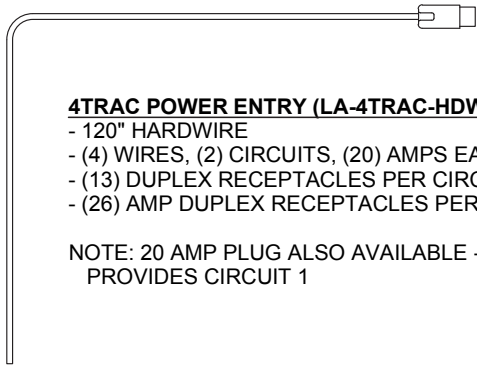


Part Number LA-AZX4-400-C120
Description Axil Z, Flat Mount
Power/Data 4 Power
Power Supply 120" Long Cord, 15A plug
Finish Options White **(-W)**; Black **(-B)**; Silver **(-S)**
List Price \$702



Part Number LA-AZX4-220-C120
Description Axil Z, Flat Mount
Power/Data 2 Power, 2 USB
Power Supply 120" Long Cord, 15A plug
Finish Options White **(-W)**; Black **(-B)**; Silver **(-S)**
List Price \$763

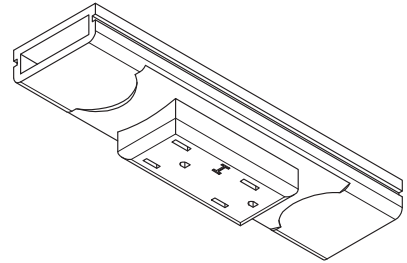
***Built-in Power & Data options require a hole in the top. Not all items work with all collections. Contact Project Management to ensure your power selection will work with your table.*



4TRAC POWER ENTRY (LA-4TRAC-HDWPE-120)

- 120" HARDWIRE
- (4) WIRES, (2) CIRCUITS, (20) AMPS EACH
- (13) DUPLEX RECEPTACLES PER CIRCUIT
- (26) AMP DUPLEX RECEPTACLES PER INFEEED MAX

NOTE: 20 AMP PLUG ALSO AVAILABLE - ONLY PROVIDES CIRCUIT 1



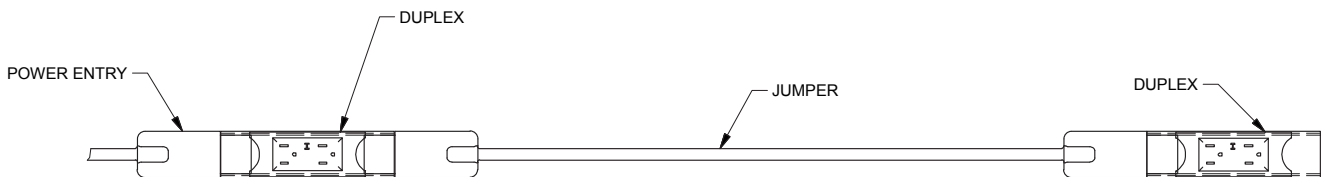
4TRAC DUPLEX RECEPTACLE (LA-DUP-C1/C2)

- PROVIDES (2) 15 AMP RECEPTACLES
- MOUNTING BRACKET INCLUDED



4TRAC JUMPER (LA-4TRAC-JMP-##)

- CONNECTS 2 DUPLEX'S



Power Supply

4-TRAC_KIT-4


PACK-60-INCHES

\$2,830 List

PACK-72-INCHES

\$2,900 List

4 TRAC POWER
SUPPLY
QUANTITY 4



4-TRAC_KIT-6

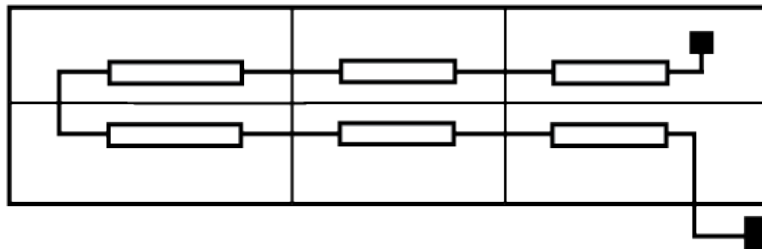
PACK-60-INCHES

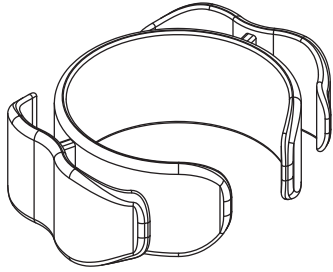
\$2,980 List

PACK-72-INCHES

\$3,095 List

4 TRAC POWER
SUPPLY
QUANTITY 6





Part Number	LA-WC01
Description	Table Leg Wire Clip
Size	1-3/16" T x 60mm Dia
Finish Options	Graphite (- GF); Aluminum (- AL); Transparent (- TR)
List Price	\$90



Part Number	VS-DK-25RL-UT-WL
Description	Table Wire Leg
Size	23 3/4" T x 3 1/2" Dia
Finish Options	Metallic Silver (- 23); Black (- 90)
List Price	\$563



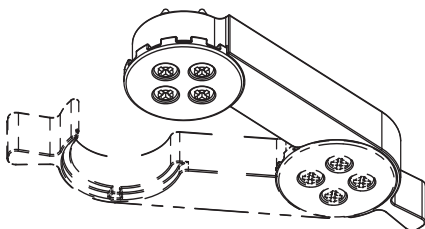
Part Number	VS-DK-25RL-WM-WL
Description	Table Wire Leg
Size	23 3/4" T x 3 1/2" Dia
Finish Options	Metallic Silver (- 23); Black (- 90)
List Price	\$563



Part Number	VS-DK-29RL-UT-WL
Description	Table Wire Leg
Size	29" T x 3 1/2" Dia
Finish Options	Metallic Silver (- 23); Black (- 90)
List Price	\$583



Part Number	VS-DK-29RL-WM-WL
Description	Table Wire Leg
Size	29" T x 3 1/2" Dia
Finish Options	Metallic Silver (- 23); Black (- 90)
List Price	\$583



Part Number	LA-TC900
Description	"Lock" Table Connector; 1 Set
Size	5/8" T x 2" W x 5-1/2" L
Finish Options	Black
List Price	\$150

LIAT 

LIATFURNITURE.COM

694 North Main Street · Troutman, NC 28166

P 704 528 4506 · F 704 528 6519