

# Key words - Colours





Understanding

# Contents

A resource which contains 1, 2 and 3 key word activity slides focused around colours.

The slides follow Noala's colour flashcards, and a print out activity is provided for each colour key word!


Remember the instructions are to be concealed when practicing auditory comprehension of key words!




**Top tip** - cut out the cards and move them each time to ensure understanding!



**Blue**




**Red**



**Green**



**Orange**




**Black**

# 1KW - Point to **blue**.



Blue




Red



Green



Orange




Black

# 1KW - Point to **red**.



Blue




Red



Green



Orange




Black

# 1KW - Point to **green**.



Blue




Red



Green



Orange




Black

# 1KW - Point to **orange**.



Blue




Red



Green



Orange




Black

# 1KW - Point to **black**.



Blue




Red



Green



Orange




Black



## 2KW - Point to **blue** and **black**.



Blue




Red



Green



Orange




Black

## 2KW - Point to **red** and **green**.



Blue




Red



Green



Orange




Black


## 2KW - Point to **black** and **orange**.



Blue




Red



Green



Orange




Black

## 2KW - Point to **green** and **black**.



Blue




Red



Green



Orange




Black

## 2KW - Point to **orange** and **blue**.



Blue




Red



Green



Orange




Black

**3KW** - Point to **orange**, **green** and **blue**.



**Blue**




**Red**



**Green**



**Orange**




**Black**

# 3KW - Point to **red**, **blue** and **black**



Blue




Red



Green



Orange




Black

**3KW** - Point to **green, orange** and **red**.



**Blue**




**Red**



**Green**



**Orange**




**Black**



**3KW** - Point to **black, green** and **red**.



**Blue**




**Red**



**Green**



**Orange**




**Black**

**3KW** - Point to **blue**, **black** and **orange**.



**Blue**




**Red**



**Green**








**Orange**



**Black**


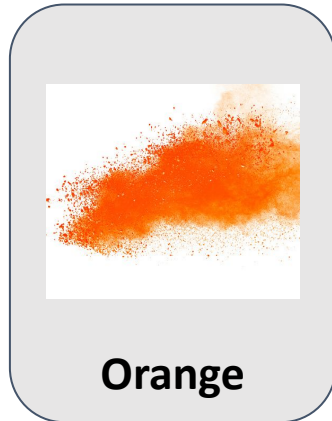


# Blue: Print out!



## Tasks -

1. Point to **blue**.
2. Point to **orange** and **blue**.
3. Point to **blue** and **green**.
4. Point to **black, blue** and **red**.
5. Point to **green, red** and **blue**.






# Red: Print out!



## Tasks -

1. Point to **red**.
2. Point to **orange** and **red**.
3. Point to **red** and **green**.
4. Point to **black**, **red** and **orange**.
5. Point to **blue**, **red** and **green**.





# Green: Print out!



## Tasks -

1. Point to **green**.
2. Point to **red** and **green**.
3. Point to **green** and **black**.
4. Point to **black**, **green** and **blue**.
5. Point to **blue**, **red** and **green**.


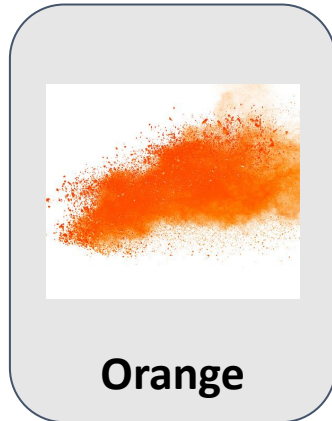

# Orange: Print out!



## Tasks -

1. Point to **orange**.
2. Point to **black** and **orange**.
3. Point to **orange** and **red**.
4. Point to **black**, **orange** and **green**.
5. Point to **blue**, **orange** and **black**.

# Black: Print out!



## Tasks -

1. Point to **black**.
2. Point to **black** and **green**.
3. Point to **blue** and **black**.
4. Point to **black**, **red** and **green**.
5. Point to **red**, **orange** and **black**.

# Thank You