

Key words - Body parts

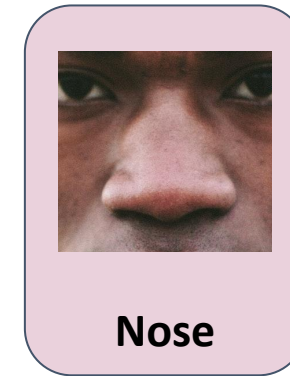

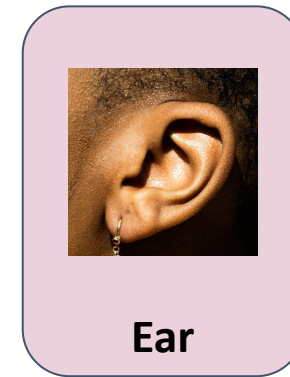
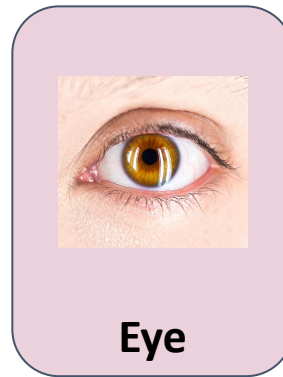
Understanding

Contents

A resource which contains 1, 2 and 3 key word activity slides focused around body parts.

The slides follow Noala's body part flashcards, and a print out activity is provided for each body part key word!

Remember the instructions are to be concealed when practicing auditory comprehension of key words!



Top tip - cut out the cards and move them each time to ensure understanding!



Eye



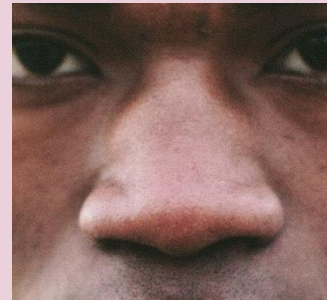
Ear



Leg



Arm

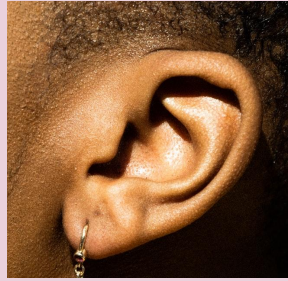


Nose

1KW - Point to **eye**.



Eye



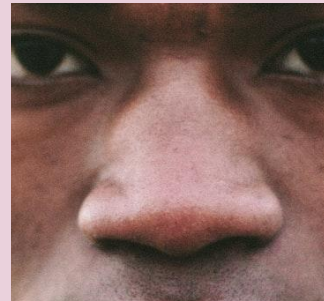
Ear



Leg

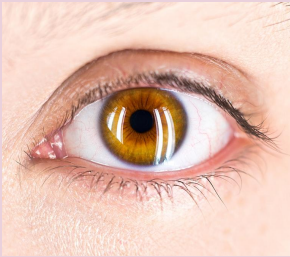


Arm



Nose

1KW - Point to **ear**.



Eye



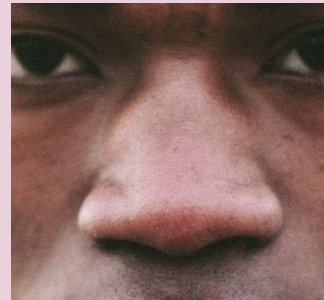
Ear



Leg



Arm



Nose

1KW - Point to **leg**.



Eye



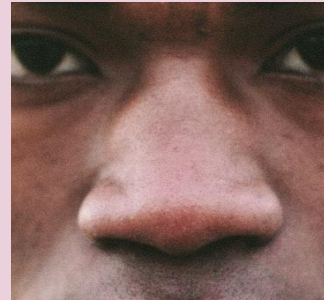
Ear



Leg



Arm



Nose

1KW - Point to **arm**.



Eye



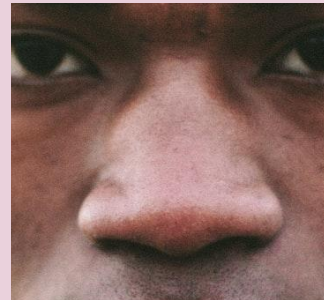
Ear



Leg



Arm

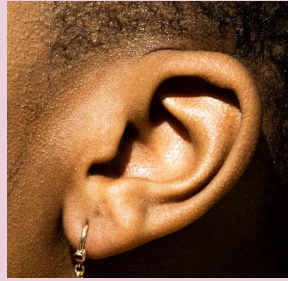


Nose

1KW - Point to **nose**.



Eye



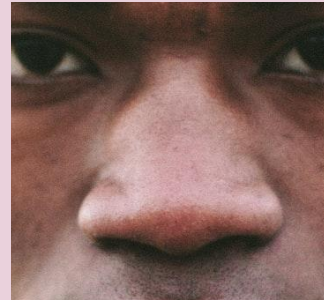
Ear



Leg



Arm

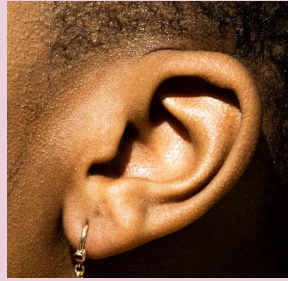


Nose

2KW - Point to **eye** and **nose**.



Eye



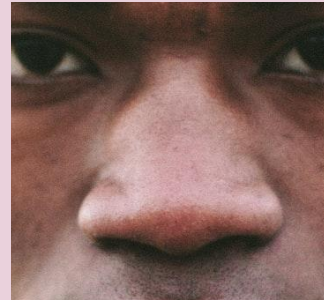
Ear



Leg



Arm



Nose

2KW - Point to **ear** and **leg**.



Eye



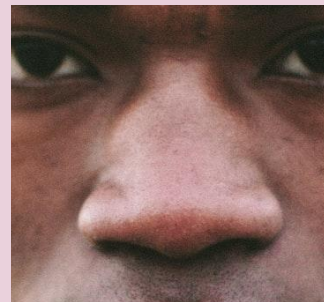
Ear



Leg



Arm



Nose

2KW - Point to **nose** and **leg**.



Eye



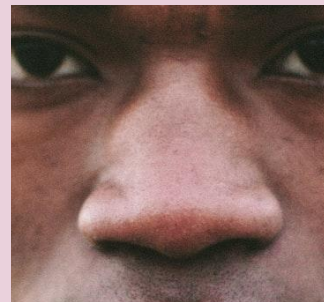
Ear



Leg



Arm

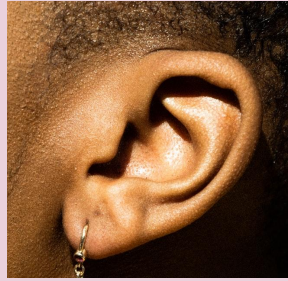


Nose

2KW - Point to **arm** and **eye**.



Eye



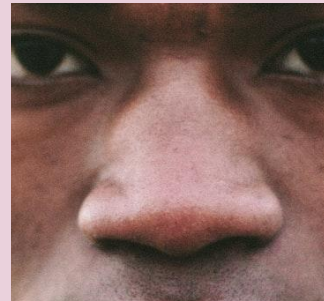
Ear



Leg

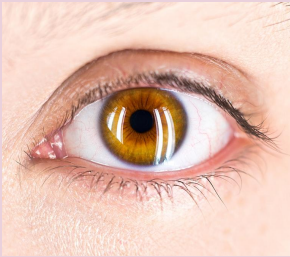


Arm



Nose

2KW - Point to **leg** and **arm**.



Eye



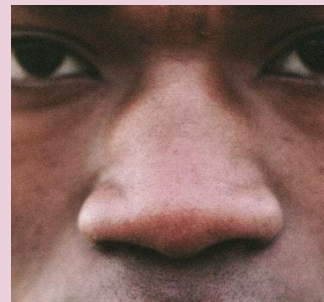
Ear



Leg

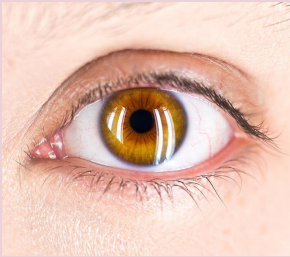


Arm



Nose

3KW - Point to **ear**, **leg** and **arm**.



Eye



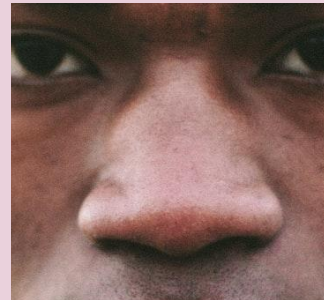
Ear



Leg



Arm

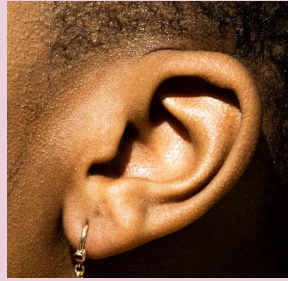


Nose

3KW - Point to **eye**, **arm** and **ear**.



Eye



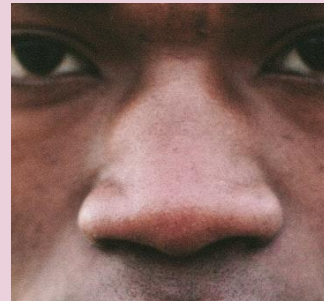
Ear



Leg



Arm



Nose

3KW - Point to **leg**, **eye** and **nose**.



Eye



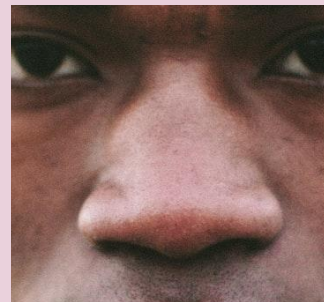
Ear



Leg



Arm



Nose

3KW - Point to **arm**, **leg** and **nose**.



Eye



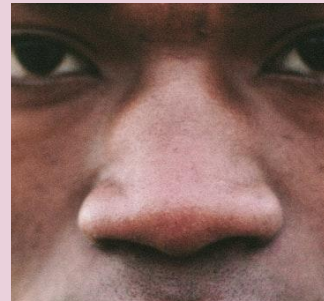
Ear



Leg



Arm



Nose

3KW - Point to **nose**, **leg** and **ear**.



Eye



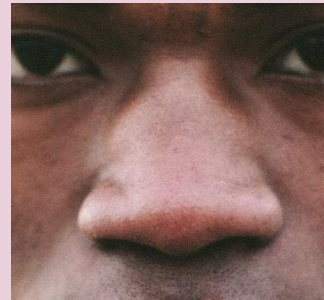
Ear



Leg

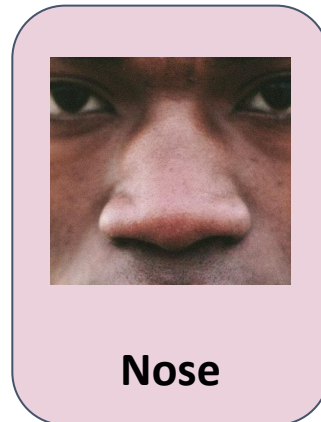

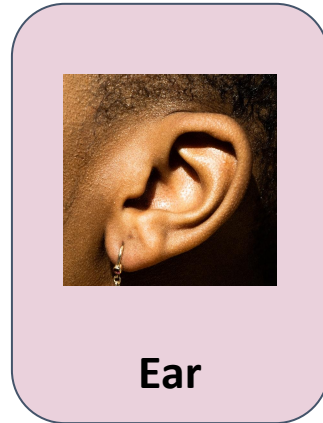
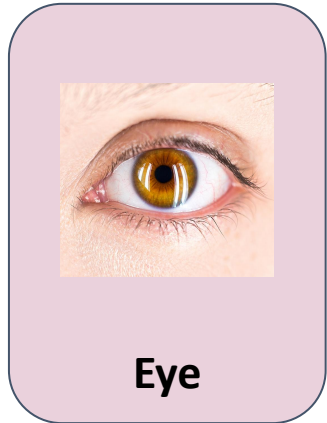


Arm



Nose

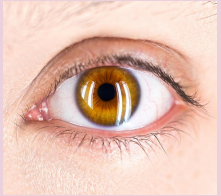
Eye: Print out!



Tasks -

1. Point to **eye**.
1. Point to **arm** and **eye**.
1. Point to **eye** and **leg**.
1. Point to **ear**, **eye** and **arm**.
1. Point to **nose**, **leg** and **eye**.

Ear: Print out!



Eye



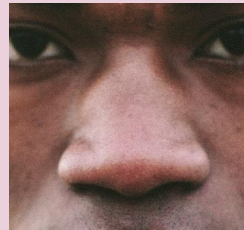
Ear



Leg



Arm

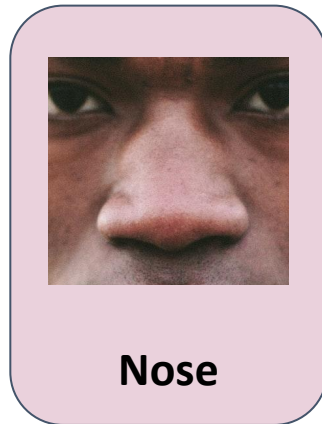

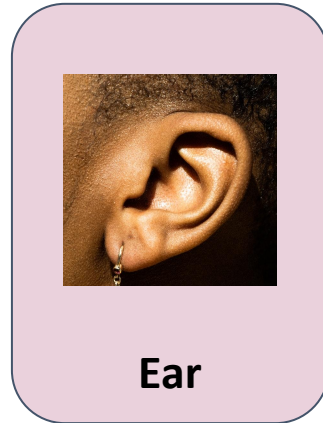
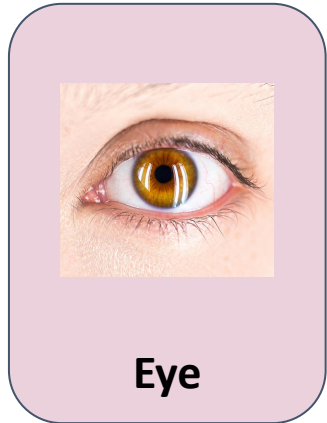


Nose

Tasks -

1. Point to **ear**.
1. Point to **arm** and **ear**.
1. Point to **ear** and **nose**.
1. Point to **ear**, **leg** and **arm**.
1. Point to **eye**, **leg** and **ear**.

Leg: Print out!



Tasks -

1. Point to **leg**.
1. Point to **leg** and **eye**.
1. Point to **nose** and **leg**.
1. Point to **leg**, **eye** and **nose**.
1. Point to **arm**, **leg** and **eye**.

Arm: Print out!



Eye



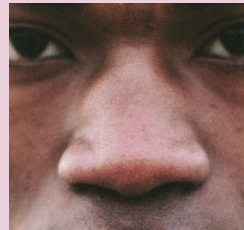
Ear



Leg



Arm

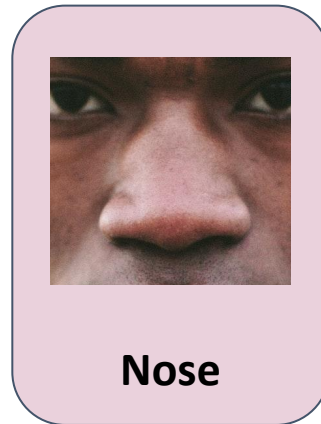


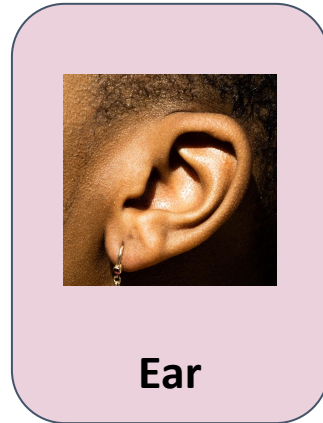
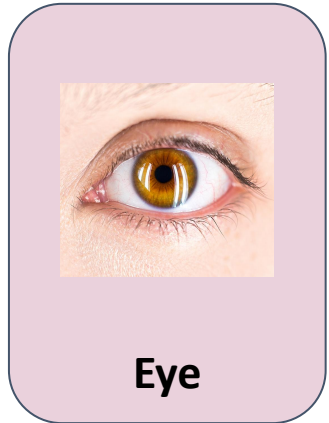


Nose

Tasks -

1. Point to **arm**.
1. Point to **arm** and **eye**.
1. Point to **ear** and **arm**.
1. Point to **nose**, **eye** and **arm**.
1. Point to **arm**, **leg** and **eye**.

Nose: Print out!



Tasks -

1. Point to **nose**.
1. Point to **nose** and **eye**.
1. Point to **ear** and **nose**.
1. Point to **leg**, **eye** and **nose**.
1. Point to **nose**, **arm** and **ear**.

Thank You