BASEGRILL 5/8" STAINLESS STEEL GRID WITH HIDDEN LOCKDOWNS

DESCRIPTION: BASEGRILL 5/8" STAINLESS STEEL GRID WITH HIDDEN LOCKDOWNS

*INSERT TYPE:

*INSERT COLOR:

** OPTIONS AVAILABLE AT RONICK@RONICK.COM*

Ronick Matting Systems ©
13220 Willow Lane Circle
Burnsville, MN 55337
www.ronick.com 1-877-242-8821

SECTION Y-Y

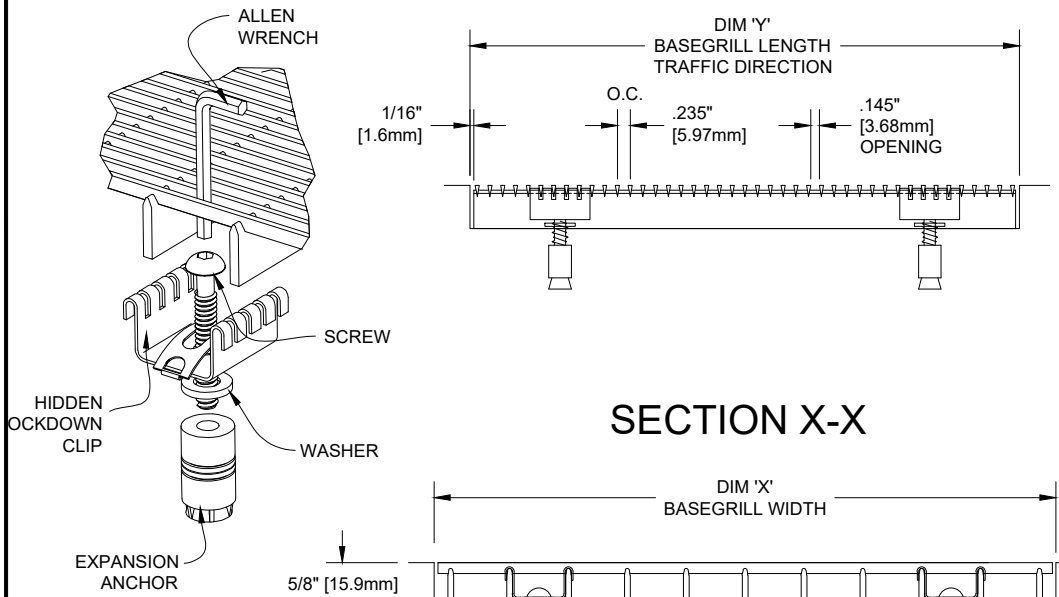

SECTION X-X

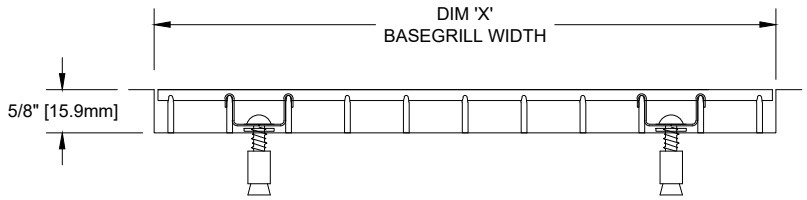

PLAN VIEW

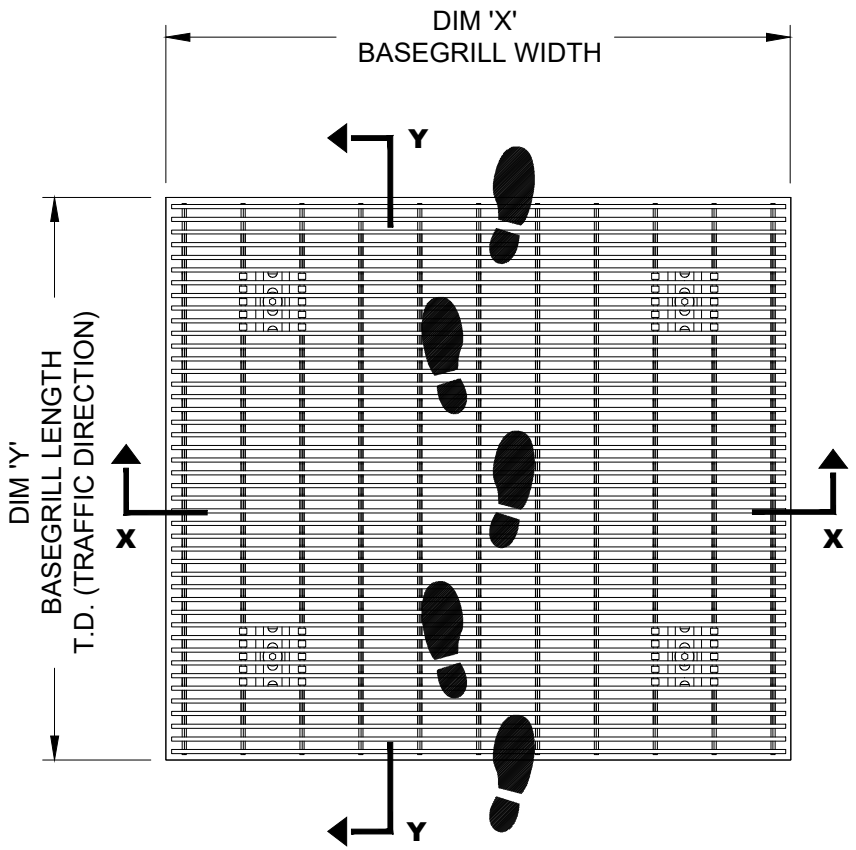

NOTES: ** SCALE: NTS*

** VERIFY TRAFFIC DIRECTION - TRAFFIC TO RUN PERPENDICULAR TO RAILS*
** IF MULTIPLE SECTIONS, VERIFY SECTIONING DOES NOT OCCUR IN TRAFFIC PATH*
** MAX SINGLE MAT SIZE NOT TO EXCEED 8'-0" (2.44M) IN WIDTH (DIM "X") OR 36 SQ. FT.*
** MAT DIMENSIONS ALLOW FOR CLEARANCE BETWEEN MAT SECTION(S) AND FRAME(S) IN WIDTH (DIM "X")*
** ANCHORS BY INSTALLER CHOICE INSTALLED INTO FRAME(S) EVERY 24" ON CENTER. 6 " FROM FRAME CORNERS*
** BASEGRILL SUPPORTS 500 LBS ROLLING LOAD - FOR ADDITIONAL CAPACITY CONTACT RONICK@RONICK.COM*
* 3/8" & 5/8" BASEGRILL MUST BE INSTALLED DIRECTLY ON CONCRETE- WILL NOT SPAN RECOMMENDED USE OF ALL LOCKDOWNS PROVIDED
* SURFACE WIRES AND SUPPORT BARS OF ADJACENT PANELS MAY NOT BE ALIGNED DUE TO ELECTRONIC RESISTANCE WELDING PROCESS
** ADDITIONAL PRODUCT INFORMATION MAY BE FOUND AT WWW.RONICK.COM*

BASEGRILL58-HL-NF.dwg

QTY	LOCATION	DIM "X" (WIDTH)	DIM "Y" (LENGTH)	FINISH	NOTES

PROJECT:
CONTRACTOR:
DRAWN BY:
DATE: SHEET: