

REESE PERFEC GRATE WITH RECESSED ANGLE FRAME

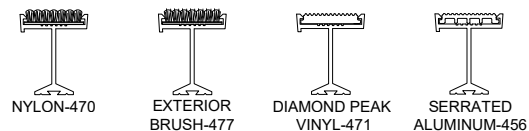
DESCRIPTION: REESE PERFEC GRATE 1-5/8" ALUMINUM RECESSED ANGLE FRAME 424

\*INSERT TYPE:

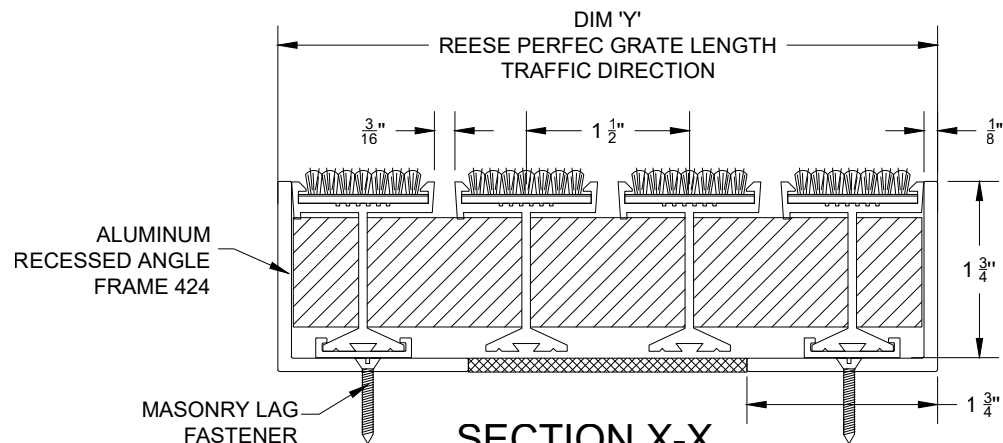
\*INSERT COLOR:

\* OPTIONS AVAILABLE AT [RONICK@RONICK.COM](mailto:RONICK@RONICK.COM)

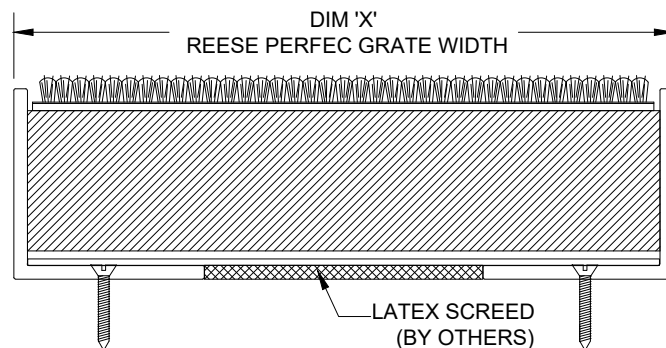
REESE PERFEC GRATE INSERT TYPES



SECTION Y-Y



SECTION X-X

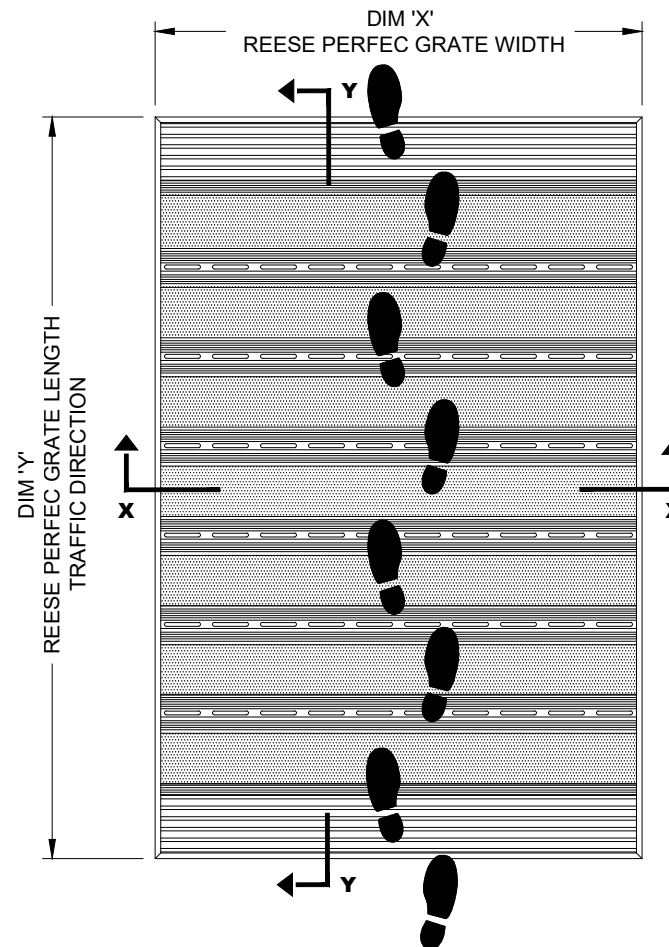


- NOTES:
- \* SCALE: NTS
- \* VERIFY TRAFFIC DIRECTION - TRAFFIC TO RUN PERPENDICULAR TO RAILS
  - \* IF MULTIPLE SECTIONS, VERIFY SECTIONING DOES NOT OCCUR IN TRAFFIC PATH
  - \* MAX SINGLE MAT SIZE NOT TO EXCEED 12'-0" (3.66M) IN WIDTH (DIM "X") OR 100 SQ. FT.
  - \* VINYL FILLER TO BE TRIMMED IN FIELD FOR TIGHT FIT (N/A FOR SURFACE MOUNT APPLICATIONS)
  - \* MAT DIMENSIONS ALLOW FOR CLEARANCE BETWEEN MAT SECTION(S) AND FRAME(S) IN WIDTH (DIM "X")
  - \* ANCHORS BY INSTALLER CHOICE INSTALLED INTO FRAME(S) EVERY 24" ON CENTER, 6" FROM FRAME CORNERS
  - \* REESE PERFEC GRATE SUPPORTS 400 LBS ROLLING LOAD - FOR ADDITIONAL CAPACITY CONTACT [RONICK@RONICK.COM](mailto:RONICK@RONICK.COM)
  - \* ADDITIONAL PRODUCT INFORMATION MAY BE FOUND AT [WWW.RONICK.COM](http://WWW.RONICK.COM)
  - \* ALTERNATING INSERT TYPES AVAILABLE
  - \* SERRATED INSERTS AVAILABLE ONLY WITH VARISTRIP- ALTERNATING INSERTS

**Ronick**  
Matting Systems

13220 Willow Lane Circle  
Burnsville, MN 55337  
[www.ronick.com](http://www.ronick.com) 1-877-242-8821

PLAN VIEW



QTY	LOCATION	DIM "X" (WIDTH)	DIM "Y" (LENGTH)	FINISH	NOTES	PROJECT:	
						CONTRACTOR:	
						DRAWN BY:	
						DATE:	SHEET: