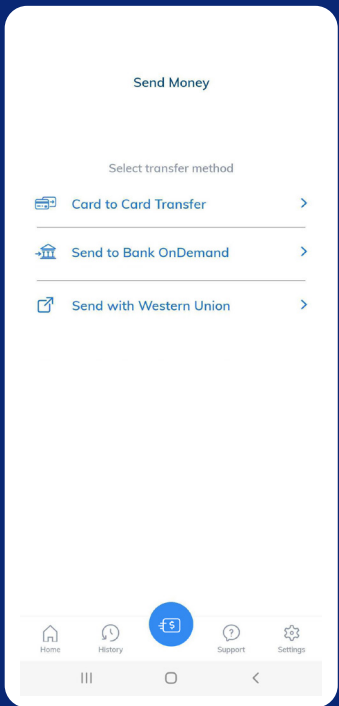




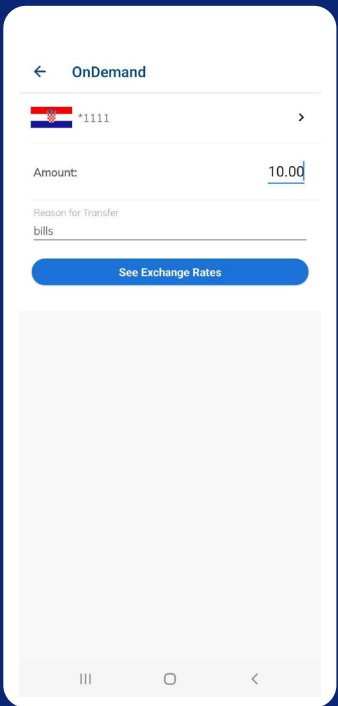
How to:

Send an OnDemand transfer

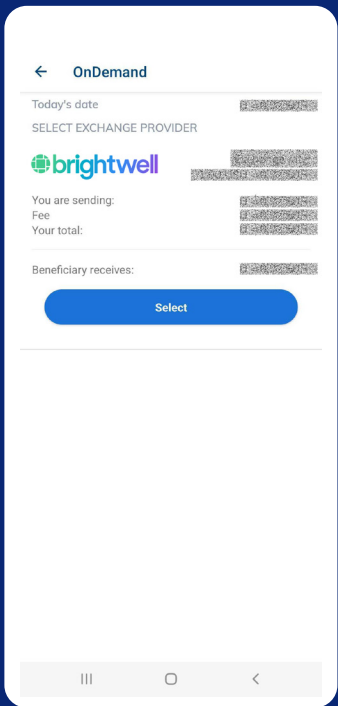
Send money to a bank at the best time for you



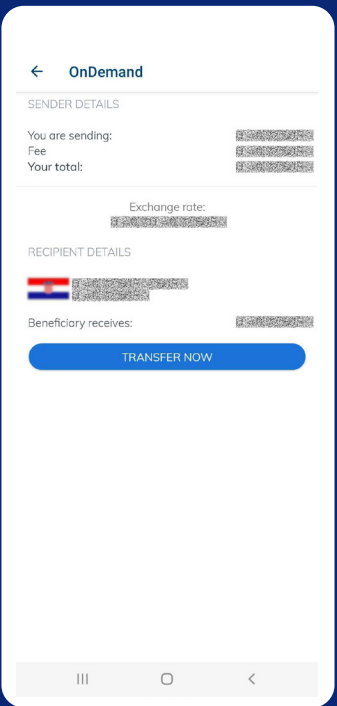
Log in to Brightwell Navigator, tap **Send Money**, then tap **Send to Bank OnDemand**



Enter in the amount and reason of your transfer, then tap **See Exchange Rates**



View that day's rates and tap **Select** to review the terms and conditions before transferring



Review your transfer details, then tap **Transfer Now**



Tips about sending an OnDemand transfer

- If you want to send USD (or EUR) to an account that holds USD (or EUR), but in a country outside of the US (or EU), you may need to use an intermediary bank
- What is an intermediary bank? If the sending and receiving banks do not have a direct relationship, an additional bank is involved to facilitate the transaction
- An intermediary bank may charge a lifting fee to facilitate a transaction. To reduce possible lifting fees, check with your bank about their preferred intermediary bank
- Brightwell cannot control whether a receiving or intermediary bank involved in your transaction charges lifting fee



The Brightwell Visa® Prepaid Card is issued by The Bancorp Bank, N.A., Member FDIC, pursuant to a license from Visa U.S.A. Inc. and may be used everywhere Visa cards are accepted. Mastercard is a registered trademark and the circles design is a trademark of Mastercard International Incorporated. The Brightwell Prepaid Mastercard is issued by Transact Payments Limited pursuant to a license from Mastercard International. Transact Payments Limited is authorized and regulated by the Gibraltar Financial Services Commission. Use your card everywhere Mastercard is accepted.

brightwell.com/crew

2023-00059_CompassClub_VISA_MC_SendMoney_OnDemand