

Performance Report

Bream Head Conservation Trust
For the year ended 31 March 2022

Contents

3	Independent Auditor's Report
6	Entity Information
7	Approval of Financial Report
8	Statement of Service Performance
11	Statement of Financial Performance
12	Statement of Financial Position
13	Statement of Cash Flows
14	Statement of Accounting Policies
16	Notes to the Performance Report

INDEPENDENT AUDITOR'S REPORT TO THE BENEFICIARIES OF BREAM HEAD CONSERVATION TRUST

Report on the Performance Report

Opinion

We have audited the performance report of Bream Head Conservation Trust ("the Trust"), which comprises the entity information, the statement of service performance, the statement of financial performance and statement of cash flows for the year ended 31 March 2022, the statement of financial position as at 31 March 2022, and the statement of accounting policies and other explanatory information.

In our opinion:

- a) the reported outcomes and outputs, and quantification of the outputs to the extent practicable, in the statement of service performance are suitable;
- b) the accompanying performance report presents fairly, in all material respects:
 - the entity information for the year ended 31 March 2022;
 - the service performance for the year then ended; and
 - the financial position of the Trust as at 31 March 2022, and its financial performance, and cash flows for the year then ended

in accordance with Public Benefit Entity Simple Format Reporting - Accrual (Not-For-Profit) issued by the New Zealand Accounting Standards Board.

Basis for Opinion

We conducted our audit of the statement of financial performance, statement of financial position, statement of cash flows, statement of accounting policies and notes to the performance report in accordance with International Standards on Auditing (New Zealand) ("ISAs (NZ)"), and the audit of the entity information and statement of service performance in accordance with the International Standard on Assurance Engagements (New Zealand) ISAE (NZ) 3000 (Revised) *Assurance Engagements Other than Audits or Reviews of Historical Financial Information* ("ISAE (NZ) 3000 (Revised)"). Our responsibilities under those standards are further described in the *Auditor's Responsibilities for the Audit of the Performance Report* section of our report. We are independent of the Trust in accordance with Professional and Ethical Standard 1 *International Code of Ethics for Assurance Practitioners (including International Independence Standards)* (New Zealand) issued by the New Zealand Auditing and Assurance Standards Board, and we have fulfilled our other ethical responsibilities in accordance with these requirements. We believe that the audit evidence we have obtained is sufficient and appropriate to provide a basis for our opinion.

Our firm assisted with the formatting of the financial statements. Other than in this capacity and in our capacity as auditor we have no relationship with, or interests in, the Trust.

Responsibilities of the Trustees for the Performance Report

The Trustees are responsible for:

- a) Identifying outcomes and outputs, and quantifying the outputs to the extent practicable, that are relevant, reliable, comparable and understandable, to report in the statement of service performance;
- b) the preparation and fair presentation of the performance report on behalf of the Trust which comprises:
 - the entity information;
 - the statement of service performance; and
 - the statement of financial performance, statement of financial position, statement of cash flows, statement of accounting policies and notes to the performance report

in accordance with Public Benefit Entity Simple Format Reporting - Accrual (Not-For-Profit) issued by the New Zealand Accounting Standards Board; and

- c) such internal control as the Trustees determine is necessary to enable the preparation of the performance report that is free from material misstatement, whether due to fraud or error.

In preparing the performance report, the Trustees are responsible on behalf of the Trust for assessing the Trust's ability to continue as a going concern, disclosing, as applicable, matters related to going concern and using the going concern basis of accounting unless the Trustees either intend to liquidate the Trust or to cease operations, or have no realistic alternative but to do so.

Auditor's Responsibilities for the Audit of the Performance Report

Our objectives are to obtain reasonable assurance about whether the performance report is free from material misstatement, whether due to fraud or error, and to issue an auditor's report that includes our opinion. Reasonable assurance is a high level of assurance, but is not a guarantee that an audit conducted in accordance with ISAs (NZ) and ISAE (NZ) 3000 (Revised) will always detect a material misstatement when it exists. Misstatements can arise from fraud or error and are considered material if, individually or in the aggregate, they could reasonably be expected to influence the economic decisions of users taken on the basis of this performance report.

As part of an audit in accordance with ISAs (NZ) and ISAE (NZ) 3000 (Revised), we exercise professional judgement and maintain professional scepticism throughout the audit. We also:

- Identify and assess the risks of material misstatement of the performance report, whether due to fraud or error, design and perform audit procedures responsive to those risks, and obtain audit evidence that is sufficient and appropriate to provide a basis for our opinion. The risk of not detecting a material misstatement resulting from fraud is higher than for one resulting from error, as fraud may involve collusion, forgery, intentional omissions, misrepresentations, or the override of internal control.
- Obtain an understanding of internal control relevant to the audit in order to design audit procedures that are appropriate in the circumstances, but not for the purpose of expressing an opinion on the effectiveness of the entity's internal control.
- Evaluate the appropriateness of accounting policies used and the reasonableness of accounting estimates and related disclosures made by management.
- Conclude on the appropriateness of the use of the going concern basis of accounting by the Trustees and, based on the audit evidence obtained, whether a material uncertainty

exists related to events or conditions that may cast significant doubt on the Trust's ability to continue as a going concern. If we conclude that a material uncertainty exists, we are required to draw attention in our auditor's report to the related disclosures in the performance report or, if such disclosures are inadequate, to modify our opinion. Our conclusions are based on the audit evidence obtained up to the date of our auditor's report. However, future events or conditions may cause the Trust to cease to continue as a going concern.

- Evaluate the overall presentation, structure and content of the performance report, including the disclosures, and whether the performance report represents the underlying transactions and events in a manner that achieves fair presentation.
- Perform procedures to obtain evidence about and evaluate whether the reported outcomes and outputs, and quantification of the outputs to the extent practicable, are relevant, reliable, comparable and understandable.

We communicate with the Trustees regarding, among other matters, the planned scope and timing of the audit and significant audit findings, including any significant deficiencies in internal control that we identify during our audit.

Who we Report to

This report is made solely to the Trustees Beneficiaries, as a body. Our audit work has been undertaken so that we might state those matters which we are required to state to them in an auditor's report and for no other purpose. To the fullest extent permitted by law, we do not accept or assume responsibility to anyone other than the Trustees and the Trusts Beneficiaries, as a body, for our audit work, for this report or for the opinions we have formed.



BDO Northland
Whangarei
New Zealand
19 December 2022

Entity Information

Bream Head Conservation Trust For the year ended 31 March 2022

Legal Name of Entity

Bream Head Conservation Trust

Entity Type and Legal Basis

Bream Head Conservation Trust was established by trust deed dated 26 September 2001 and registered as a Charitable Trust on the 16 May 2008.

Registration Number

CC24424

Entity's Purpose

Bream Head Conservation Trust purpose is to :

- Restore and maintain the ecology of the Bream Head Reserve
- Preserve its historical and archaeological features
- Enhance its recreational and education potential in ways which are compatible with conservation values

Entity Structure

Bream Head Conservation Trust is a Charitable Trust with 2.1 full time equivalent self employed rangers.

Main Sources of Entity's Cash and Resources

Bream Head Conservation Trust's main source of cash and resources is through sponsorship, Foundation North, DOC and donations.

Main Methods Used by Entity to Raise Funds

Bream Head Conservation Trust use sponsorship, funding applications, and donations from a strong data base of supporters to raise funds

Entity's Reliance on Volunteers and Donated Goods or Services


Bream Head Conservation Trust is fully reliant on volunteers for all trusteeship and governance duties, annual planting days, fundraising, track maintenance, weed control and increasingly for bait station monitoring.

Physical Address

Bream Head, Whangarei Heads
Northland

Postal Address

P.O Box 855 Whangarei




Approval of Financial Report

Bream Head Conservation Trust For the year ended 31 March 2022

The Board of Trustees are pleased to present the approved financial report including the historical financial statements of Bream Head Conservation Trust for year ended 31 March 2022.

APPROVED

For and on behalf of the Board of Trustees:



Chair of the Board of Trustees

~~Nicola Hartwell (acting)~~



Board of Trustee Representative

Bill Mallett

15/12/22
Date

Statement of Service Performance

Bream Head Conservation Trust

For the year ended 31 March 2022

Community Involvement and Support

- 72 volunteers regularly serviced the 1862 trap, bait and kauri die back stations on the Reserve, covering 65 kilometres of bait line tracks and contributing 2068 hours. Volunteers contributed a further 625 hours on governance and trustee services, 96 hours on weed control, 116 hours on bird call monitoring, and 421 hours on track and hut maintenance, 81 hours on developing our native plant nursery, and 52 hours on the servicing of kauri die back stations.
- Contracts based on the Reserve associated with the Predator Free 2050 initiative have required additional volunteer involvement in the collection and processing of camera data.
- The Trust received \$88,582 by way of grants during the year from Pub Charity, Oxford Trust, Whangarei District Council and Foundation North, the latter being our principal funder. The Trust is hugely grateful for the support we receive from these generous donors. The grant from Whangarei District Council is recorded as deferred revenue as at the balance date.
- Donations and fundraising raised \$41,234 during the year.
- The trust continued to develop its native tree nursery with the aim of growing sufficient seedlings to enable the re-establishing of public tree planting days that have been deferred due to myrtle and kauri die back issues.

Educational Outcomes

- 138 students visited the Reserve during the year; 115 students postponed due to Covid 19 restrictions and the pressure put on schools to cover curriculum following lockdowns and student absences. Our education programme offers students opportunities to engage in environmental role plays run by the Trust project Manager Adam Willetts and be involved in hands on experiences such as weeding, releasing plants and identifying native flora and fauna.
- We sponsored an environmental prize at the Central North Science and Technology Fair (this was changed to an online event due to Covid 19). This event covers Year 7 to 13 students and hosts schools from throughout Northland.
- We planned a second annual teacher information evening to promote our education programme and school visits however we cancelled due to the pressures Covid had placed on schools.
- We rewrote content and updated the BHCT website to include a new 'Education' tab
- We have continued reviewing our education programme and resources including an informative PowerPoint and new brochure promoting our programme.
- We have completed the first stage of our 'Education Hub' with the placement of 5 concrete seats on the reserve.
- The Education Committee has worked alongside other environmental education facilitators to encourage new schools to engage with the education programme.

Communications


- We have developed a new website, made possible by a Whangarei District Council grant. This was completed subsequent to the balance date.
- Six large removable placards have been placed on the Reserve walking tracks showcasing recent achievements for visitors to see.
- Bi-monthly articles feature in the Whangarei Heads newsletter, distributed to the households in the Heads area.
- Bi-annual articles also feature in the Onerahi Orbit, distributed through the wider Whangarei Heads region.
- Bi-monthly ranger reports are sent to all supporters and are published on our Facebook page and website.
- Our annual newsletter, in both paper and digital format, are distributed to Friends of Bream Head, and other stakeholders. Paper copies are also available to the wider community and visitors to the area via local outlets.

This statement should be read with the Independent Auditor's Report and notes to the accounts.

- We have had several articles printed in the Northern Advocate over the last year concerning grey faced petrels and volunteer activities on the Reserve.
- Notices on local MoreFM radio have promoted the Reserve targeting Northland community.
- Regular updates are posted on our community Facebook page and on Instagram.

Restoration & Reintroduction

- The trust has maintained the level of contract income with both DOC and NRC which contributes to the restoration of the Reserve but also provides a source of income as some contracts are fulfilled by volunteers.
- In addition, the Trust has undertaken several contracts to the value of \$44700 associated with the Predator Free NZ project.
- The Predator Free project has enabled the installation of lured trail cameras every 25ha over the Reserve providing detailed information on pest and species abundance never seen before.
- With funding from the Billion Trees project the trust is in the process of building a nursery shade house for the growing of native plant seedlings for planting on the Reserve.
- DOC funding has allowed for a large contractor-led moth plant and other invasive weeds
- Funding from Pub Charity of \$15100 enabled the furthering of the "Load the Road" project whereby trapping is intensified along Ocean Beach road with the aim of preventing rodent incursions into the Reserve. The impact of this project can be seen on the table below which shows that for December 2021 of the 18 rodent catches 9 took place within the Reserve and 9 along this Ocean Beach buffer.
- Whilst the overall catches for the 12 months to 31 December are up on the previous year at 205, it is pleasing to see the drop in stoat and possum catches as they are the target species.
- Funding from Pub Charity in May 2021 enabled the trust to hire a trainee ranger who over the proceeding months developed many skills and led to his leading a successful Predator Free NZ project to install trapping lines along Ocean Beach toward Kauri Mountain.
- Intensive trapping around the breeding site of the grey faced petrel population on the Reserve saw a 100% fledgling success, in stark contrast to the previous year where the chicks were predated by a stoat.



Description and Quantification of the Entity's Outputs

Rodent catch results for the 12 months to 31 December 2021

Note - This does not align with the balance date however is reflective of how the relevant data is captured and monitored.

Pest/ Predator	Total # caught this month BHSR.	# caught this month previous year in BHSR.	Total # caught inside res. this month (i.e. not on boundary/buffer).	Total # caught inside res. this month previous yr (i.e. not on boundary/buffer).	# caught 2021 YTD	# caught 2020 YTD.
Rat	6	2	3 of 6	1 of 2	73	45
Possum	0	3	0	3 of 3	10	22
Stoat	5	17	3 of 5	11 of 17	14	25
Weasel	0	0	0	0	24	17
Ferret	0	0	0	0	0	0
Feral cat	0	0	0	0	0	1
Mouse	5	6	1 of 5	3 of 6	85	83
Hedgehog	2	2	2 of 2	0	17	12
Totals	18	30	9 of 18	18 of 28	223	205



This statement should be read with the Independent Auditor's Report and notes to the accounts.

Statement of Financial Performance

Bream Head Conservation Trust

For the year ended 31 March 2022

	NOTES	2022	2021
Revenue			
Donations, fundraising and other similar revenue	1	131,221	123,503
Revenue from providing goods or services	1	115,018	89,832
Interest, dividends and other investment revenue	1	81	52
Total Revenue		246,320	213,387
Expenses			
Expenses related to public fundraising	2	1,282	2,084
Volunteer and employee related costs	2	179,010	134,547
Costs related to providing goods or service	2	48,106	55,486
Other expenses	2	9,052	9,719
Total Expenses		237,450	201,836
Surplus/(Deficit) for the Year		8,870	11,551



This statement should be read with the Independent Auditor's Report and notes to the accounts.

Statement of Financial Position

Bream Head Conservation Trust

As at 31 March 2022

	NOTES	31 MAR 2022	31 MAR 2021
Assets			
Current Assets			
Bank accounts and cash	3	123,075	79,516
Debtors and prepayments	3	7,027	11,730
Other Current Assets	3	1,737	1,427
Total Current Assets		131,838	92,673
Non-Current Assets			
Property, Plant and Equipment	5	63,497	68,495
Total Non-Current Assets		63,497	68,495
Total Assets		195,335	161,168
Liabilities			
Current Liabilities			
Creditors and accrued expenses	4	13,356	20,683
Deferred Revenue	4	62,100	33,432
Other current liabilities	4	7,401	3,444
Total Current Liabilities		82,857	57,559
Total Liabilities		82,857	57,559
Total Assets less Total Liabilities (Net Assets)		112,478	103,609
Accumulated Funds			
Accumulated surpluses or (deficits)	6	112,478	103,609
Total Accumulated Funds		112,478	103,609




This statement should be read with the Independent Auditor's Report and notes to the accounts.

Statement of Cash Flows

Bream Head Conservation Trust For the year ended 31 March 2022 Cash Basis

	2022	2021
Statement of Cash Flows		
Cash Flows from Operating Activities		
Cash was received from:		
Donations, fundraising and other similar receipts	163,979	119,843
Revenue from providing goods & services	115,018	116,964
GST	3,615	9,201
Interest, dividends and other investment receipts	81	52
Total Cash was received from:	282,693	246,060
Cash was applied to:		
GST	-	-
Cash flows from payments to suppliers/employees and other operating activities	239,133	183,052
Total Cash was applied to:	239,133	183,052
Total Cash Flows from Operating Activities	43,560	63,008
Cash Flows from Investing and Financing Activities		
Cash was received from:		
Receipts from Endowment Trust Fund	-	-
Total Cash was received from:	-	-
Cash was applied to:		
Payments to acquire property, plant and equipment	-	21,842
Total Cash was applied to:	-	21,842
Total Cash Flows from Investing and Financing Activities	-	(21,842)
Net Increase / (Decrease) in Cash	43,560	41,166
Cash and cash equivalents at beginning of period		
Cash and cash equivalents at beginning of period	79,516	38,351
Cash and cash equivalents at end of the period	123,076	79,517
Bank Accounts and Cash		
Bank - General	18,697	6,981
Bank - Savings	71,054	37,543
Bank - Tagged Funds	33,324	34,991
Total Bank Accounts and Cash	123,075	79,516



This statement should be read with the Independent Auditor's Report and notes to the accounts.

Statement of Accounting Policies

Bream Head Conservation Trust

For the year ended 31 March 2022

Basis of Preparation

The entity has elected to apply PBE SFR-A (NFP) Public Benefit Entity Simple Format Reporting - Accrual (Not-For-Profit) on the basis that it does not have public accountability and has total annual expenses equal to or less than \$2,000,000. All transactions in the Performance Report are reported using the accrual basis of accounting. The Performance Report is prepared under the assumption that the entity will continue to operate in the foreseeable future.

Functional and Presentation Currency

The financial statements are presented in New Zealand dollars which is the Trust's functional and presentation currency, rounded to the nearest dollar (\$).

Goods and Services Tax (GST)

The entity is registered for GST. All amounts are stated exclusive of goods and services tax (GST) except for accounts payable and accounts receivable which are stated inclusive of GST.

Income Tax

Bream Head Conservation Trust is wholly exempt from New Zealand income tax having fully complied with all statutory conditions for these exemptions pursuant to section CW 41 of the Income Tax Act 2007.

Bank Accounts and Cash

Bank accounts and cash in the Statement of Cash Flows comprise cash balances and bank balances (including short term deposits) with original maturities of 90 days or less.

Debtors and Prepayments

Debtors are stated at estimated realisable value. Amounts not considered recoverable have been written off during the year.

Property, Plant and Equipment

Fixed Assets are stated at cost less accumulated depreciation.

Depreciation is charged using rates that reflect their estimated useful life as follows:

Buildings	2% - 40% DV
Plant and Equipment	16% - 50% DV

Land comprises roading improvements which are not depreciated.

Traps are expensed in the year of purchase. This is on the basis that they have a low individual cost and a relatively short useful life.

Creditors and Accrued Expenses

Creditors and Accrued Expenses are recorded when an invoice has been received. Where goods have been received by the Trust or services performed for the Trust but no invoice has yet been received, an estimate of the amount to be paid has been accrued.

Other Current Liabilities

Other Current liabilities are stated at the estimated amounts payable and include obligations which can be reliably estimated.

Other current liabilities include the amounts payable in the next financial period.



Donations, Fundraising and Other Similar Revenue

Donations, Fundraising and Other Similar Revenue is recorded on receipt provided there is no "use or return" conditions attached. Where "use or return" conditions are attached the revenue is initially recorded as a liability, with revenue recognised as the conditions are met.

Revenue from providing goods or services


Revenue from providing goods or services is recorded when the good are sold or services performed.

Interest Revenue

Interest Revenue is recorded when earned.

Changes in Accounting Policies

There have been no changes in accounting policies during the year.



Notes to the Performance Report

Bream Head Conservation Trust For the year ended 31 March 2022

	2022	2021
1. Analysis of Revenue		
Donations, fundraising and other similar revenue		
Foundation North	60,950	80,000
Donations	41,234	18,416
Grants - other	304	2,578
Kiwicoast	1,100	1,374
NRC - Enviro Award	-	1,000
NZRC - Grant	-	3,000
Oxford Trust	1,141	1,047
Pub Charity	26,492	11,340
Whangarei District Council	-	4,748
Total Donations, fundraising and other similar revenue	131,221	123,503
Revenue from providing goods or services		
Billion Trees Contract (Te Uru Rakau)	14,032	1,568
Department of Conservation Contracts	44,276	72,521
NRC Buffer Zone Contract	8,895	6,934
NRC - PFNZ	44,793	-
Merchandise and Wild Kiwi	2,939	8,809
Total Revenue from providing goods or services	114,936	89,832
Interest, dividends and other investment revenue		
Interest Received	81	52
Total Interest, dividends and other investment revenue	81	52
	2022	2021
2. Analysis of Expenses		
Expenses related to public fundraising		
Communications - Other	1,042	1,154
Promotions/Banners	-	285
Website	240	644
Total Expenses related to public fundraising	1,282	2,084
Volunteer and employee related costs		
Rangers	179,010	134,547
Total Volunteer and employee related costs	179,010	134,547
Costs related to providing goods or services		
Bait	4,675	3,975
Bank fees	27	90
Biosecurity	275	-
Cell Phone - Ranger	-	26
Education	1,012	426



	2022	2021
Equipment	16,480	2,000
Field Work Supplies	2,087	2,852
General	-	159
HQ Project Costs	-	1,339
Liability Insurance	1,135	1,053
Low value asset	754	1,026
Nursery Materials	5,672	1,418
Pampas Spraying	-	403
Patron Visit	-	225
Poison Disposal	17	30
Peach Cove and Track	95	21
Printing and Postage	165	210
Purchases - Resale	1,914	6,859
Ranger HQ	800	4,241
Ranger - 1080 Project	-	3,617
Seabird - Pub Charity	-	1,574
Secretarial	1,470	1,285
Training	315	222
Traps	1,126	18,256
Umbrella Funds Passed Over (Weed Action Group)	-	3,660
Uniforms	-	87
Volunteer Software	593	432
Weed Project Contractor	9,493	-
Total Costs related to providing goods or services	48,106	55,486
Other expenses		
Accountancy	494	444
Audit	3,560	3,300
Depreciation	4,998	5,931
Trustee Costs	-	43
Total Other expenses	9,052	9,719
	2022	2021

3. Analysis of Assets

Bank accounts and cash


Bank - General	18,697	6,981
Bank - Savings	71,054	37,543
Bank - Tagged Funds	33,324	34,991
Total Bank accounts and cash	123,075	79,516

Debtors and prepayments

Accounts Receivable	7,027	11,730
Total Debtors and prepayments	7,027	11,730

Other current assets

Stock on Hand	1,737	1,427
---------------	-------	-------



GST	-	-
Total Other current assets	1,737	1,427

2022 2021

4. Analysis of Liabilities

Current Liabilities

Creditors and accrued expenses

Accounts Payable	13,356	20,683
Total Creditors and accrued expenses	13,356	20,683

Deferred Revenue

Lotteries Grant	36,700	-
Oxford Grant	2,000	-
Te Uru Rakau (MPI)	19,400	33,432
WDC - Website Grant	4,000	-
Total Deferred Revenue	62,100	33,432

Other current liabilities

Endowment Trust Fund	320	320
GST	7,081	3,124
Total Other current liabilities	7,401	3,444

Total Current Liabilities	82,857	57,559
----------------------------------	---------------	---------------

2022 2021

5. Property, Plant and Equipment

Land

Opening Net Book Value	1,800	1,800
Total Land	1,800	1,800


Buildings

Opening Net Book Value	59,722	40,811
Additions	-	21,842
Depreciation - buildings	(2,963)	(2,931)
Total Buildings	56,759	59,722

Plant and Equipment

Opening Net Book Value	6,973	9,973
Depreciation - Plant & Machinery	(2,034)	(3,000)
Total Plant and Equipment	4,939	6,973

Total Property, Plant and Equipment	63,498	68,495
--	---------------	---------------



	2022	2021
6. Accumulated Funds		
Accumulated Funds		
Opening Balance	103,609	92,058
Accumulated surpluses or (deficits)	8,870	11,551
Total Accumulated Funds	112,478	103,609
Total Accumulated Funds	112,478	103,609

7. Commitments

There are no commitments as at 31 March 2022 (Last year - nil).

8. Contingent Liabilities and Guarantees

There are no contingent liabilities or guarantees as at 31 March 2022 (Last year - nil).

9. Related Parties

There were no transactions involving related parties during the financial year (Last year - nil).

10. Events After the Balance Date

There are no events after balance date this year.

