

Benefits of Living in Saskatchewan

SAISIA

Saskatchewan Association of
Immigrant Settlement and
Integration Agencies



Association des agences
d'établissement et d'intégration
des immigrants de la Saskatchewan

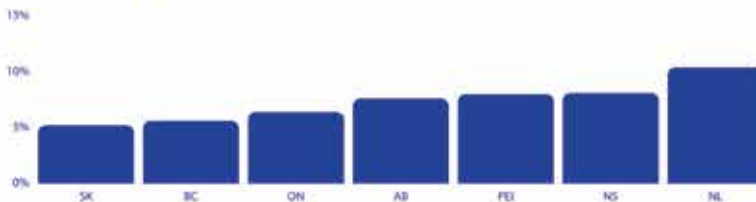
Saskatchewan offers all newcomers a high quality of life, a strong sense of community, and employment opportunities, making it a great place for families to call home.

CANADIAN UNEMPLOYMENT RATES, INCOME & AVERAGE COMMUTE TIME

Saskatchewan has maintained low unemployment rates and currently remains lower than British Columbia (BC), Ontario (ON), Alberta (AB), Newfoundland and Labrador (NL), Nova Scotia (NS), and Prince Edward Island (PEI) with the lowest commute time to work. (Statistics Canada, 2021e)

The median personal income in Regina was \$43,434, and \$40,641 in Saskatoon; this placed Regina in 3rd place, and Saskatoon 6th place among the 37 census metropolitan areas in Canada. (Government of Saskatchewan, 2017a)

Canadian Unemployment Rates, November 2021 | Statistics Canada, 2021e



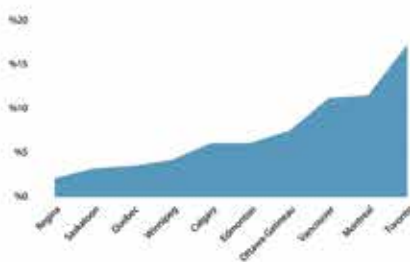
Throughout 2021, Saskatchewan continued to see job growth, with 4,100 people gaining work in May 2021 (while employment decreased by 68,000 nationally).

In August 2021, 10,100 people gained work, a 1.8% increase, which represented the largest percentage increase out of all the other provinces. (Government of Saskatchewan, 2021d)

Average Individual Income in Canada, ages 16 and older | Statistics Canada, 2021d



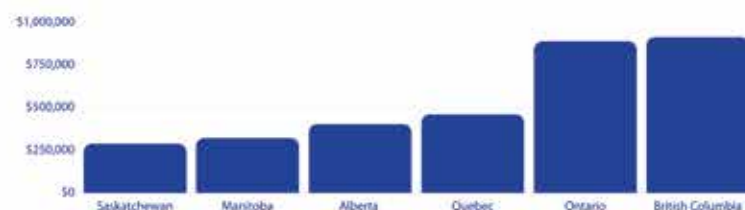
Percentage of people that spent 60 minutes or more commuting to work, | Statistics Canada, 2019b



CANADIAN AVERAGE HOUSING

The average price of a house in Saskatchewan is \$286,600. These average prices are significantly lower than Ontario, where average house prices are \$887,290 and British Columbia where average house prices are \$913,471. (Grant, 2021)

Average Canadian Home Price | Grant, Corben. 2021



AUTHORS

The Saskatchewan Association of Immigrant Settlement Integration Agencies (SAISIA) developed this fact sheet to provide a quick snapshot of the benefits of living in Saskatchewan.



POPULATION & LANGUAGE

From 2011-2016 in Saskatchewan

Population Growth

Population grew by 6.3%

Immigration

Immigration increased from 48,160 in 2006 to 112,490 in 2016

Visible minority

The visible minority population has increased from 3.8% in 2006 to 10.8% in 2016

French Language

1.4% speak French as their first language

Source

Government of Saskatchewan, 2021a & 2017b
Statistics Canada, 2017c

Non-Official Languages

14.5% speak non-official languages as their first language

Multilingual

1.7% speak multiple first languages

Top 10 Fastest Growing Languages

English, Tagalog, Punjabi, Urdu, Cantonese, Arabic, Hindi, Bengali, Spanish, and Vietnamese

Fastest Growing Languages

Between 2011 and 2016:

Tagalog increased by 9,055

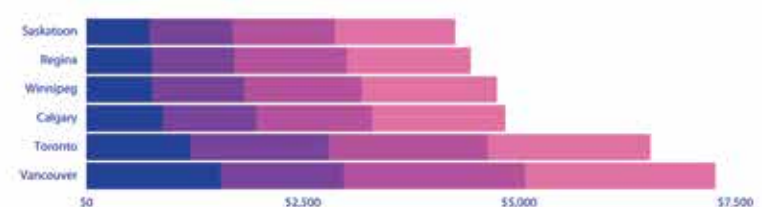
Punjabi increased by 3,040

Urdu increased by 2,910

CANADIAN AVERAGE RENTAL RATES

Average rental rates in Saskatchewan are among the lowest of the bigger cities in the country. (Statistics Canada, 2021a) See chart below and color references.

Bachelor Unit | One Bedroom | Two Bedroom | Three Bedroom



SOURCES

Government of Saskatchewan. (2021a). Income. (2017b). Language. (2017c). Place of Work and Commute. (2017d). Saskatchewan Immigration and Ethnocultural Diversity. Statistics Canada. (2021a). Canada Mortgage and Housing Corporation, average rents for areas with a population of 10,000 and over. (2021b). Unemployment rate, participation rate and employment rate for educational attainment, annual. (2021c). Labour Force Survey, November 2021. (2021d). Focus on Geography Series, 2016 Census, Province of Saskatchewan. Statistics Canada. (2019b). Results from the 2016 Census: Long commutes to work by sex. (2021e). Income of individuals by age group, sex and income source, Canada, provinces and selected census metropolitan areas. Grant, Corben. (2021). Canadian average home prices by city compared. Canadian Real Estate.