

Laminex®

Woodgrains

Benchtaps & Cabinetry



Design for life.

Laminex® has been part of Australian life for more than 80 years. Our commitment to design, innovation, quality and sustainability endures. That's why we continue to produce a beautifully curated collection of decorative surfaces. They're perfect for a wide range of styles and applications, and are designed to stand up to the rigours of everyday life.

Navigating the range.

We know design decisions can be challenging, so to help make things easier we have specifically selected a timeless range of Woodgrain laminates that are split into three categories – Grey Tone, Light Warm Tone and Dark Warm Tone Woodgrains.




Grey Tones

From pale ash hues to smoky undertones, grey tone woodgrains draw inspiration from weathered natural timber and are a versatile choice for interiors.



Light Warm Tones

Light woodgrains offer elegant simplicity and work perfectly for a modern style. These décors are inspired by maple and oak timber and range from pale, golden hues, through to rich caramels and classic mid tones.



Dark Warm Tones

Dark tone woodgrains are inspired by traditional hardwood and encompass a range of mid-brown hues to rich dark chocolates and blacks to create a sophisticated edge.

COVER: Living room feature wall is **Laminex Impressions Sublime Teak**. OPPOSITE: Benchtops are **Essastone Bitumen**. Base cabinetry is **Laminex White Textile** and overheads and island panels are **Laminex Impressions Sublime Teak**. ABOVE: Flat-lays feature **Laminex Fox Teakwood**, **Laminex Classic Oak** and **Laminex Espresso Ligna**.



Laminex woodgrain laminates realistically capture the colours, textures and fibre detail of natural timbers in a surface material that's highly durable, easy to clean and affordable. Available in a wide range of authentic décors — recreating everything from oak, maple and birch ply to jarrah and walnut — they offer superior scratch, stain, heat and UV resistance, so they won't age or discolour with repeated use, as timbers can in similar interior applications.

Benchtop features Laminex Raw Birchply with Laminex Matte Rose Gold face edge.

Laminex Finishes.

The Laminex Woodgrains are available in a range of products and finishes for various applications. Here's a guide to each of the laminate finishes:




Chalk Finish

A low-gloss tactile finish with the look and feel of a raw veneer, suitable for benchtops and cabinetry.



Nuance Finish

A combination of matte and gloss that mimics the effect of a sandblasted straight grain to add beauty and realism. Designed for cabinetry and low-wear surfaces.



Silk™ Finish

A luxurious semi-gloss surface that is easy to clean and adds sleek style to cabinetry.



Natural Finish

A low sheen, smooth touch surface that is a durable and low maintenance option for benchtops and cabinetry.

Legend **C** Chalk Finish **NU** Nuance Finish **S** Silk Finish **N** Natural Finish

NOTE: Not all finishes and décors are suitable for all applications. Please refer to the Technical Data Sheets (TDS) at laminex.com.au for full application and technical information.

Grey Tone Woodgrains.

Laminex grey woodgrains are inspired by weathered and aged timbers. From cool to warm, brown-based greys, these timbers are highly versatile for contemporary, classic or coastal style interiors.



Overhead cabinetry features **Laminex Delana Oak** and base cabinetry is **Laminex Possum**. Benchtops and splashback is **Laminex Limed Concrete**.



Alaskan
N NU



Chalky Teak
N NU



Bleached Wenge
N C



Concrete Formwood
N C



Fox Teakwood
N C



Washboard
N



Weathered Ash
N C



Smoked Birchply
N C



Oyster Linea
N NU S



Avignon Walnut
N C S



Delana Oak
N C




Seasoned Planked Elm
N C



Lustrous Elm
N NU



Blackened Elm
N C



Domain
N NU



Blackened Linewood
N NU



Blackened Legno
N C



Burnished Wood
N NU S





















Legend **C** Chalk Finish **NU** Nuance Finish **S** Silk Finish **N** Natural Finish

Light Warm Tone Woodgrains.

Light woodgrains offer elegant simplicity and work perfectly for a modern style. Inspired by classic natural timbers such as oak, maple, and ash, these refined structures will bring a true realism and inviting warmth to your space.



Cabinetry features **Laminex Raw Birchply** and vanity top is **Essastone Ash Concrete**.

















			
Waxed Maple N	Dansk Maple N	Milkwood N	Bleached Elm N C
			
Seasoned Oak N C	Raw Birchply N C	Silver Ash N	Natural Ash N
			
Rock Maple N	Curly Birch N	Young Beech N	Select Beech N
			
Whitewashed Oak N C	Classic Oak N NU	Aged Ash N C	Planked Urban Oak N C
			
Elegant Oak N C	Sublime Teak N C	Honey Elm N C	Rural Oak N C

Dark Warm Tone Woodgrains.

Create a rich and moody statement with darker woodgrains. Inspired by reclaimed or detailed timber structures, these décors work perfectly with more masculine, urban spaces, while softer linear woodgrains bring an opulent style to a classic interior.



Cabinetry features **Laminex Aged Walnut** and vanity top is **Essastone Caolino**.

			
Tawny Linewood N	Artisan Beamwood N C	Jericho N NU	Natural Walnut N C
			
Salvage Planked Elm N C	Oxidised Beamwood N C	Aged Walnut N C	Milano Walnut N
			
Oiled Legno N C	Natural Teak N NU	Cherry Riftwood N	Jarrah Legno N C
			
Nocturne Oak N	Smoky Sapelle N NU	Licorice Linea N S	Espresso Ligna N NU

