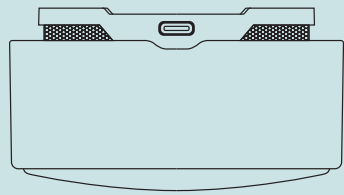
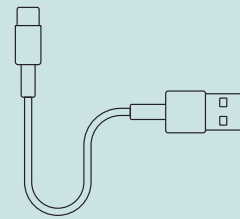


MİNUT


Inside the box



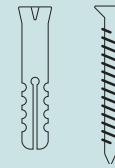
Minut



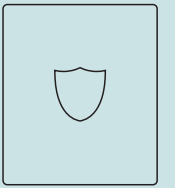
Charging cable
(USB-C)



Magnetic
mounting plate

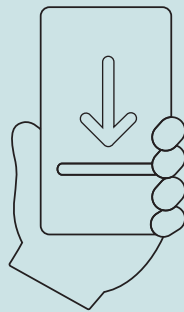


Plug & screw
Used with mounting plate
when surface is rough



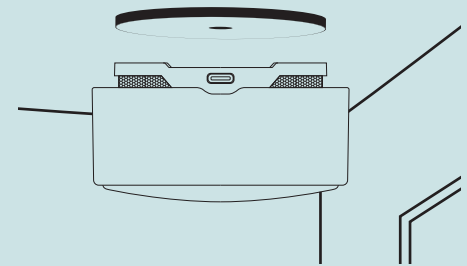
Security sticker

Get started



1. Set up Minut from your phone

Download the app from app.minut.com and follow the instructions inside the app to install Minut before mounting Minut to the ceiling.



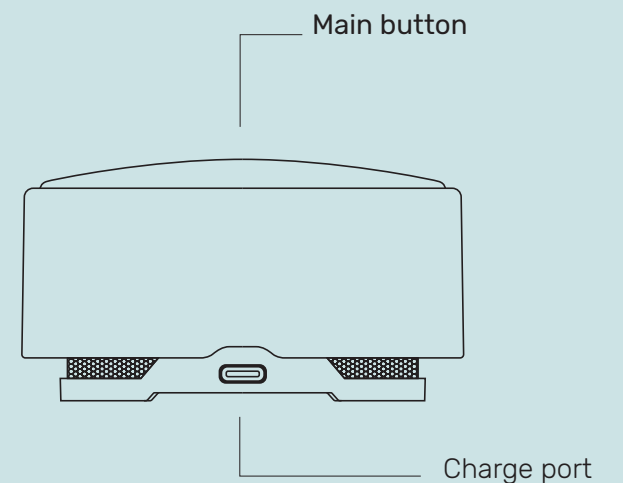
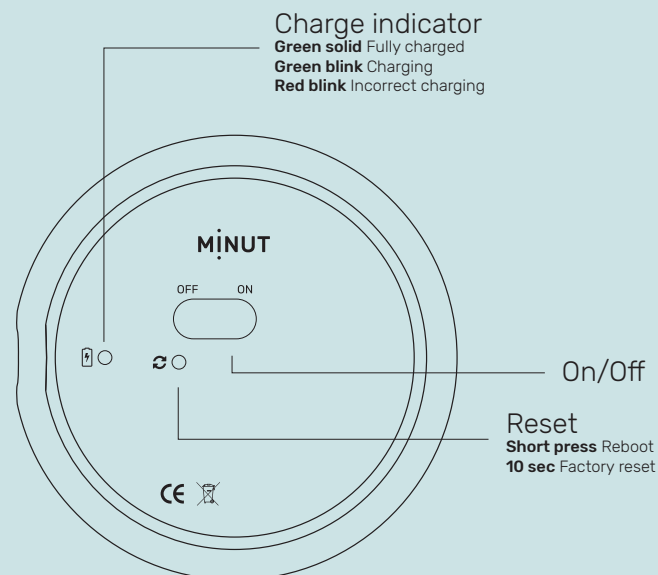
2. Mount Minut to the ceiling

Remove tape and attach the magnetic mounting plate to the ceiling. Use the wall plug and screw if your ceiling has a rough texture.

Minut detects movement below its mounting position. It's recommended to mount Minut where people frequently move, for example in the hallway.

Manual / Manuel / Handbuch /
manuaalinen / Met de hand /
podręcznik / brugervejledning /
マニュアル

minut.com/manual



Follow our facebook page
'Minuthq' to discuss Minut!



Charging your Minut

A normal charge takes between 4-6 hours.

Minut needs to be recharged approximately twice a year, depending on the environment and wifi connectivity where it's installed.



Technical Specifications

Dimensions Diameter: 85 mm (3.3"), height: 46 mm (1.8")

Weight 180 gram (6.3 oz)

Battery Up to 6 months (rechargeable, non-replaceable)

Connectivity Wi-Fi (2.4GHz), Bluetooth

Sound frequency 0-24KHz

Sensors Sound, temperature, humidity, tamper, barometric pressure, ambient light and motion.

Indoor use only

Got a question?

minut.com/support

General maintenance

Only clean Minut with a dry cloth. Do not wash or submerge the Minut under water. Use indoors only (0 to 40°C/32°F to 104°F) and avoid exposure to direct sunlight for prolonged periods of time. Exposure to prolonged high humidity may have negative effects on sensors. Low temperatures may affect battery performance negatively. Condensation may damage the device. Do not tamper, disassemble, paint, puncture, hammer, or drop the Minut as this may degrade performance or render Minut inoperable, void the warranty and the user's authority to operate this equipment.

Minut contains a built-in, non-replaceable, lithium-ion battery. The WEEE symbol means that your Minut must be disposed of separately from general household waste. When Minut reaches its end of life, take it to a designated waste collection point in your area for safe disposal or recycling. By doing this, you'll conserve natural resources, protect human health and help the environment.

Minut contains strong magnets used to attach the device to the ceiling. Avoid direct contact with objects sensitive to magnetic fields, such as hard drives (including laptops), credit cards, etc.

Estimated battery life is dependent the Wi-Fi signal strength. Interference from walls, other electrical equipment, and Wi-Fi networks may reduce Minut's estimated battery life.

Regulatory

Important Disclaimer: Because the Minut's primary purpose is not to be a fire or smoke alarm, the Minut DOES NOT conform to the regulatory requirements mandated for fire or smoke alarms, such as UL 217, EN14604 or any other regulatory requirement. To properly protect your home, please purchase and install fire and/or smoke alarms that comply with regulatory requirements.

EU Declaration of Conformity

Hereby, Minut, Inc. declares that the Minut Connected Home Alarm, model MT-P2, is in compliance with the Directive 2014/53/EU. The full text of the EU declaration of conformity is available at the following Internet address: <https://minut.com/eu-doc>

FCC

Federal Communication Commission Interference Statement

FCC ID: 2AFXO-P2-01, 15.247

This equipment has been tested and found to comply with the limits for a Class B digital device, pursuant to Part 15 of the FCC Rules. These limits are designed to provide reasonable protection against harmful interference in a residential installation. This equipment generates uses and can radiate radio frequency energy and, if not installed and used in accordance with the instructions, may cause harmful interference to radio communications. However, there is no guarantee that interference will not occur in a particular installation. If this equipment does cause harmful interference to radio or television reception, which can be determined by turning the equipment off and on, the user is encouraged to try to correct the interference by one of the following measures:

- Reorient or relocate the receiving antenna.
- Increase the separation between the equipment and receiver.
- Connect the equipment into an outlet on a circuit different from that to which the receiver is connected.
- Consult the dealer or an experienced radio/TV technician for help.

This device complies with Part 15 of the FCC Rules. Operation is subject to the following two conditions:

- (1) This device may not cause harmful interference, and
- (2) this device must accept any interference received, including interference that may cause undesired operation.

FCC CAUTION: Any changes or modifications not expressly approved by the party responsible for compliance could void the user's authority to operate this equipment.

Compliance Notice

IC: 23212-P201

This device contains licence-exempt transmitter(s)/receiver(s) that comply with Innovation, Science and Economic Development Canada's licence-exempt RSS(s).

Operation is subject to the following two conditions:

1. This device may not cause interference.
2. This device must accept any interference, including interference that may cause undesired operation of the device.

L'émetteur/récepteur exempt de licence contenu dans le présent appareil est conforme aux CNR d'Innovation, Sciences et Développement économique Canada applicables aux appareils radio exempts de licence.

L'exploitation est autorisée aux deux conditions suivantes :

1. L'appareil ne doit pas produire de brouillage;
2. L'appareil doit accepter tout brouillage radioélectrique subi, même si le brouillage est susceptible d'en compromettre le fonctionnement.

RF Exposure Compliance Information:

This equipment complies with FCC/IC radiation exposure limits set forth for an uncontrolled environment. This equipment should be installed and operated with minimum distance 20 cm between the radiator and your body.

Cet équipement est conforme aux limites d'exposition aux radiations FCC/IC établies pour un environnement non contrôlé. Cet équipement doit être installé et utilisé avec une distance minimale de 20 cm entre le radiateur et votre corps.

CALIFORNIA PROPOSITION 65 WARNING: This product may contain chemicals known to the State of California to cause birth defects or other reproductive harm.

Legal

Your use of Minut is subject to the Terms of Service, available in full at <https://minut.com/terms>, and the Privacy Policy, available in full at <https://minut.com/privacy>.

Limited Liability

Please see the Terms of Service, available in full at <https://minut.com/terms>.

Warranty and Warranty Disclaimers

Please see the Terms of Service, available in full at <https://minut.com/terms>.

Trademarks

Minut and the Minut logo are trademarks and/or registered trademarks of Minut, Inc. in the USA and other countries. Apple and the Apple logo are trademarks of Apple Inc., registered in the USA and other countries. App Store is a service mark of Apple Inc. Google Play is a trademark of Google Inc. Bluetooth and the Bluetooth logos are trademarks owned by Bluetooth SIG, Inc., U.S.A. Wi-Fi is a registered trademark of Wi-Fi Alliance.

Open source compliance

Minut stands on the shoulders of giants. It is built using open source tools and code. Minut is forever grateful to the respective authors. For a full list of open source software used in Minut, please see <https://minut.com/opensource>.

© Minut, Inc. 2018. All rights reserved.

Minut AB
Bredgatan 4
211 30 Malmö
Sweden