





Model	 =Electric	 =Engine	SC1218ERT	SC1218RT
Size				
Max. Working Height			14.30m	
Max. Platform Height			12.30m	
Overall Length(With/Without Outriggers)			3.84m/3.19m	
Overall Width			1.76m	
Overall Height(Rails Up)			2.74m	
Overall Height(Rails Down)			1.97m	
Platform Size(Length×Width)			2.88×1.52m	
Platform Extension Size			1.43m	
Ground Clearance(Raised/Stowed)			0.24	
Wheelbase			2.29m	
Turning Radius(Inside/Outside)			2.15m/4.85m	
Tyres			26×12-16.5	
Performance				
S.W.L			363kg	
S.W.L On Extension			136kg	
Max. Occupants			3	
Gradeability			40%	
Max. Working Slope			2°/3°	
Up/Down Speed			45/46sec	
Travel Speed(Raised)			0.48km/h	
Travel Speed(Stowed)			6.0km/h	5.20km/h
Weight				
Overall Weight(With/Without Outriggers)			5150kg	5050kg
Power				
Diesel Engine	Kubota D1105		/	18.6kW/2400rpm
Diesel Tank			/	47L
Hydraulic Tank			71L	71L
Battery			8×6V/315Ah	/
Charger			48V/25A	/
Driving Motor			2×32VAC/3.3kW	/
Lifting Motor			48V/3.8kW	/
Other Configurations				
4×4 Driving(RT) 4×2 Driving(DC) Swing-out Engine Tray(RT) Oscillating Axle Forklift Pockets Drivable At Full Height				

Model	 =Electric	 =Engine	SC1018RT	SC1018ERT
Size				
Max. Working Height			12.00m	
Max. Platform Height			10.00m	
Overall Length(With/Without Outriggers)			3.84m/3.19m	
Overall Width			1.76m	
Overall Height(Rails Up)			2.59m	
Overall Height(Rails Down)			1.82m	
Platform Size(Length×Width)			2.88×1.52m	
Platform Extension Size			1.43m	
Ground Clearance(Raised/Stowed)			0.24	
Wheelbase			2.29m	
Turning Radius(Inside/Outside)			2.15m/4.85m	
Tyres			26×12-16.5	
Performance				
S.W.L			454kg	
S.W.L On Extension			136kg	
Max. Occupants			4	
Gradeability			40%	
Max. Working Slope			2°/3°	
Travel Speed(Raised)			0.48km/h	
Travel Speed(Stowed)			6.0km/h	5.20km/h
Up/Down Speed			40/46sec	38/46sec
Weight				
Overall Weight(With/Without Outriggers)			4400kg/4135kg	4300kg/3900kg
Power				
Diesel Engine	Kubota D1105		/	18.6kW/2400rpm
Diesel Tank			/	47L
Hydraulic Tank			71L	71L
Battery			8×6V/315Ah	/
Charger			48V/25A	/
Driving Motor			2×32VAC/3.3kW	/
Lifting Motor			48V/3.8kW	/
Other Configurations				
4×4 Driving(RT) 4×2 Driving(DC) Swing-out Engine Tray(RT) Oscillating Axle Forklift Pockets Drivable At Full Height				