

Sinks and Countertop Holes

To ensure sinks, faucets, air switches, soap pumps, etc. are located correctly, please complete this form with your salesman.

Project Information

Project Name:

Project No.:

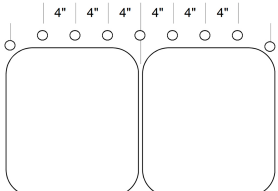
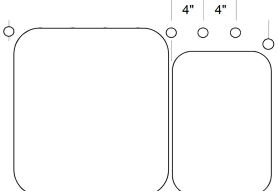
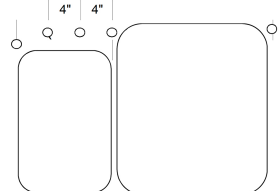
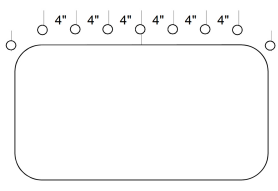
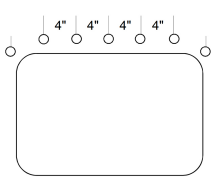
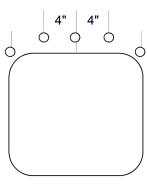
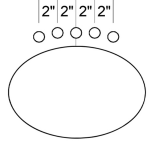
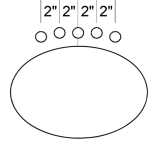
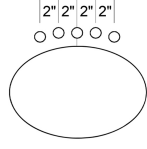



Project Location:

Customer Name:

Today's Date:

Salesman:

Project No.:

<p>Double Bowl Rectangle (same)</p>  <p>Area: Model: Initials:</p>	<p>Double Bowl Rectangle (offset right)</p>  <p>Area: Model: Initials:</p>	<p>Double Bowl Rectangle (offset left)</p>  <p>Area: Model: Initials:</p>
<p>Single Bowl Large</p>  <p>Area: Model: Initials:</p>	<p>Single Bowl Medium</p>  <p>Area: Model: Initials:</p>	<p>Single Bowl Small</p>  <p>Area: Model: Initials:</p>
<p>Oval Vanity</p>  <p>Area: Model: Initials:</p>	<p>Oval Vanity</p>  <p>Area: Model: Initials:</p>	<p>Oval Vanity</p>  <p>Area: Model: Initials:</p>
<p>Rectangle Vanity</p>  <p>Area: Model: Initials:</p>	<p>Rectangle Vanity</p>  <p>Area: Model: Initials:</p>	<p>Rectangle Vanity</p>  <p>Area: Model: Initials:</p>