

Roof Report

100 Samuel Lount Rd, Holland Landing, ON L9N 1K3, Canada

2,478 sqft

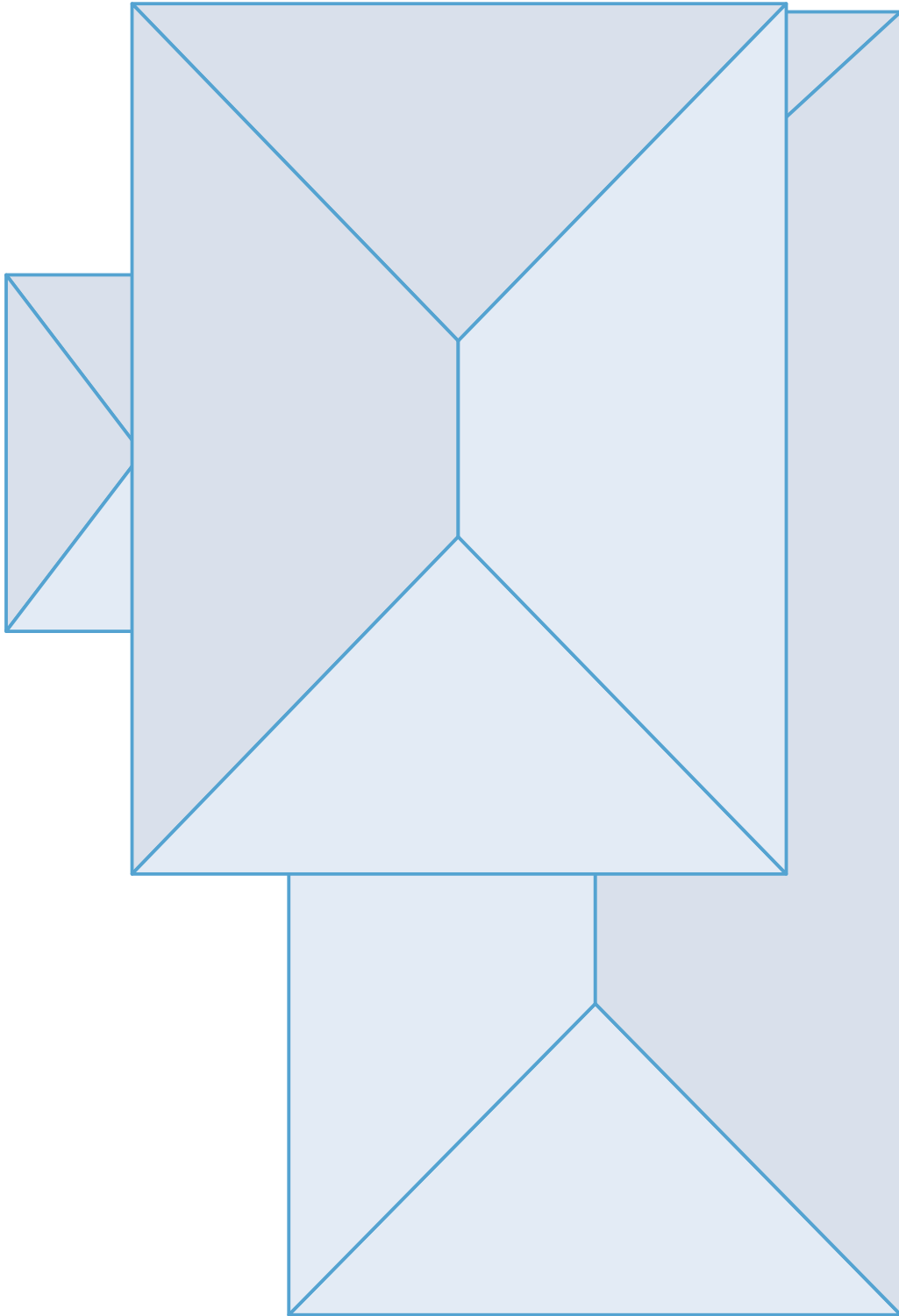
11 facets

Predominant Pitch 4/12



Diagram

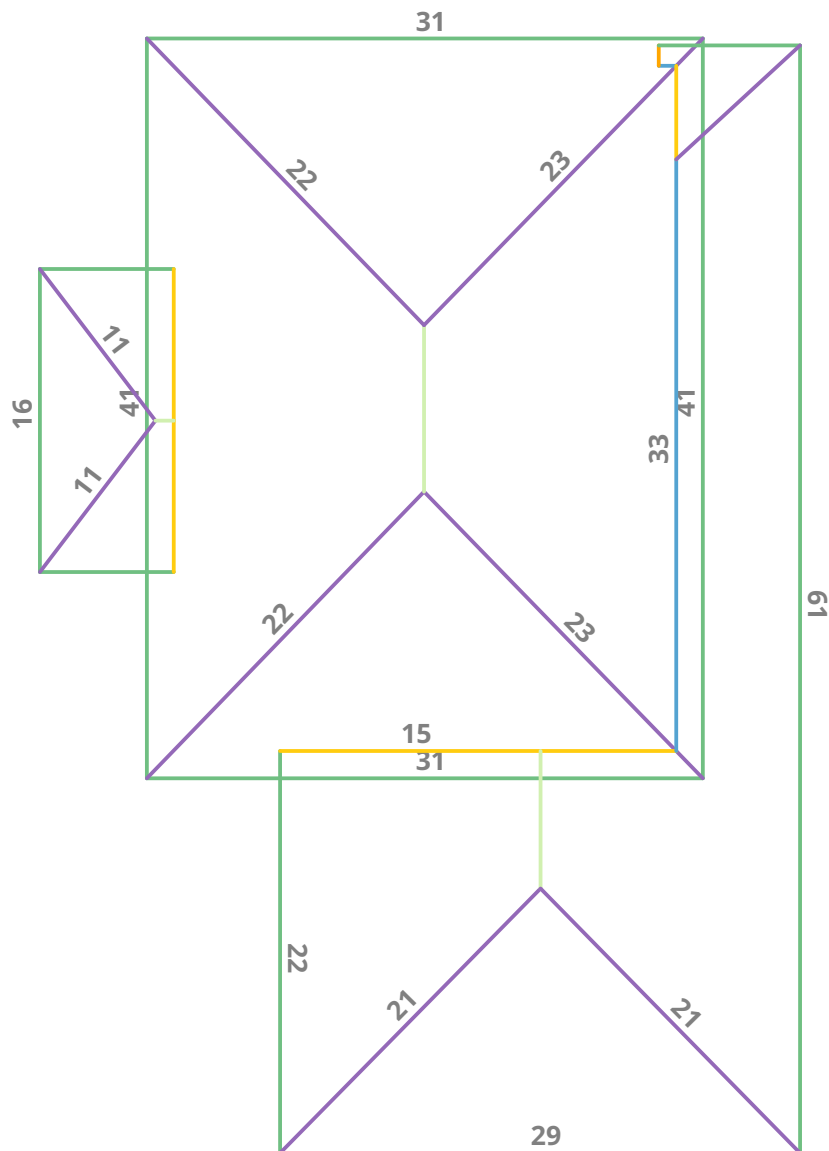
100 Samuel Lount Rd, Holland Landing, ON L9N 1K3, Canada



Length Measurement Report

100 Samuel Lount Rd, Holland Landing, ON L9N 1K3, Canada

- Eaves 298ft 4in
- Ridges 18ft
- Step Flashing 47ft 3in
- Valleys 0ft
- Rakes 1ft 2in
- Transition 0ft
- Hips 166ft 8in
- Wall Flashing 34ft 1in
- Unspecified 0ft



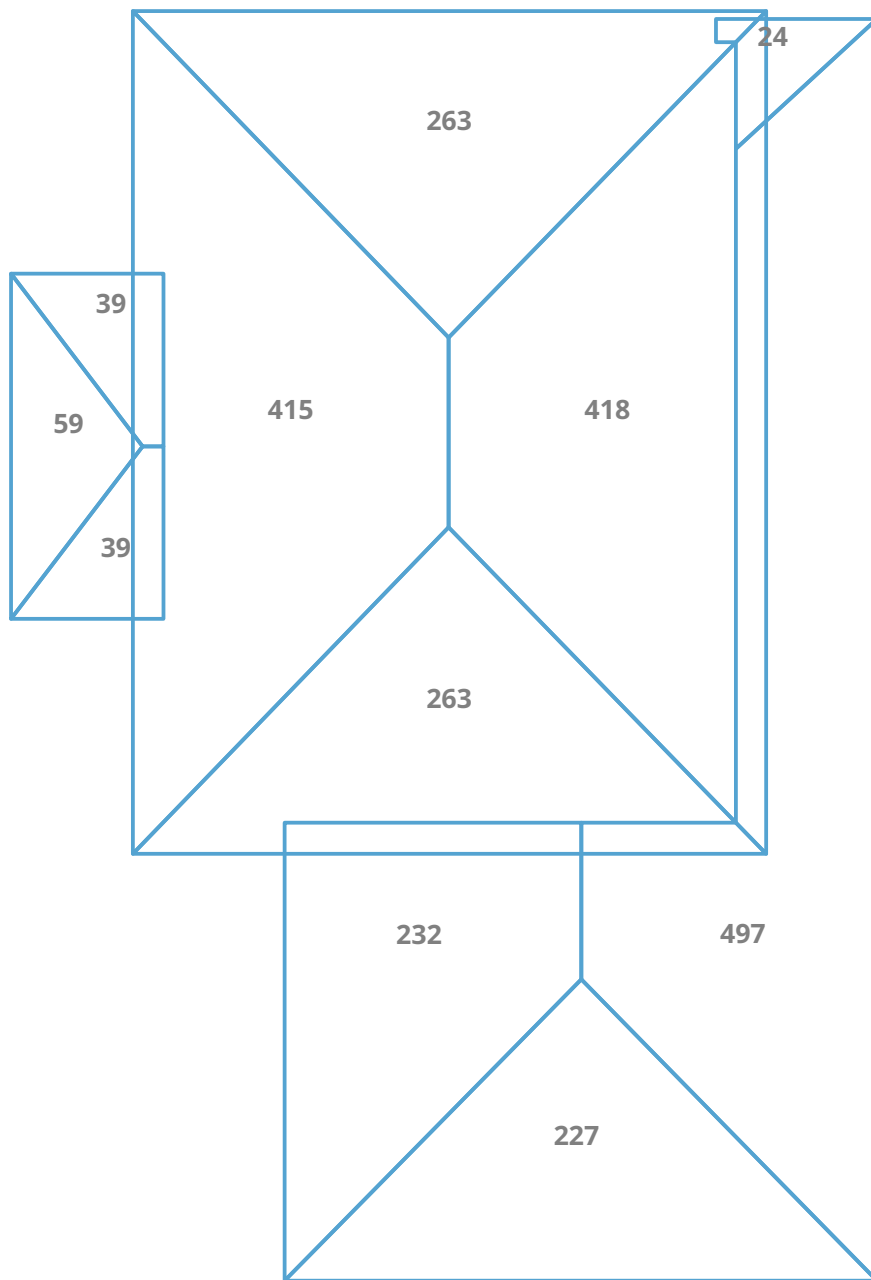
Note: The above diagram contains measurements rounded to the nearest whole number. 6 and 9 are written •6 and •9 to avoid confusion.

Area Measurement Report

100 Samuel Lount Rd, Holland Landing, ON L9N 1K3, Canada

Total Low Pitch: 0 sqft
 Total Two Story: 0 sqft
 Total Two Layer: 0 sqft

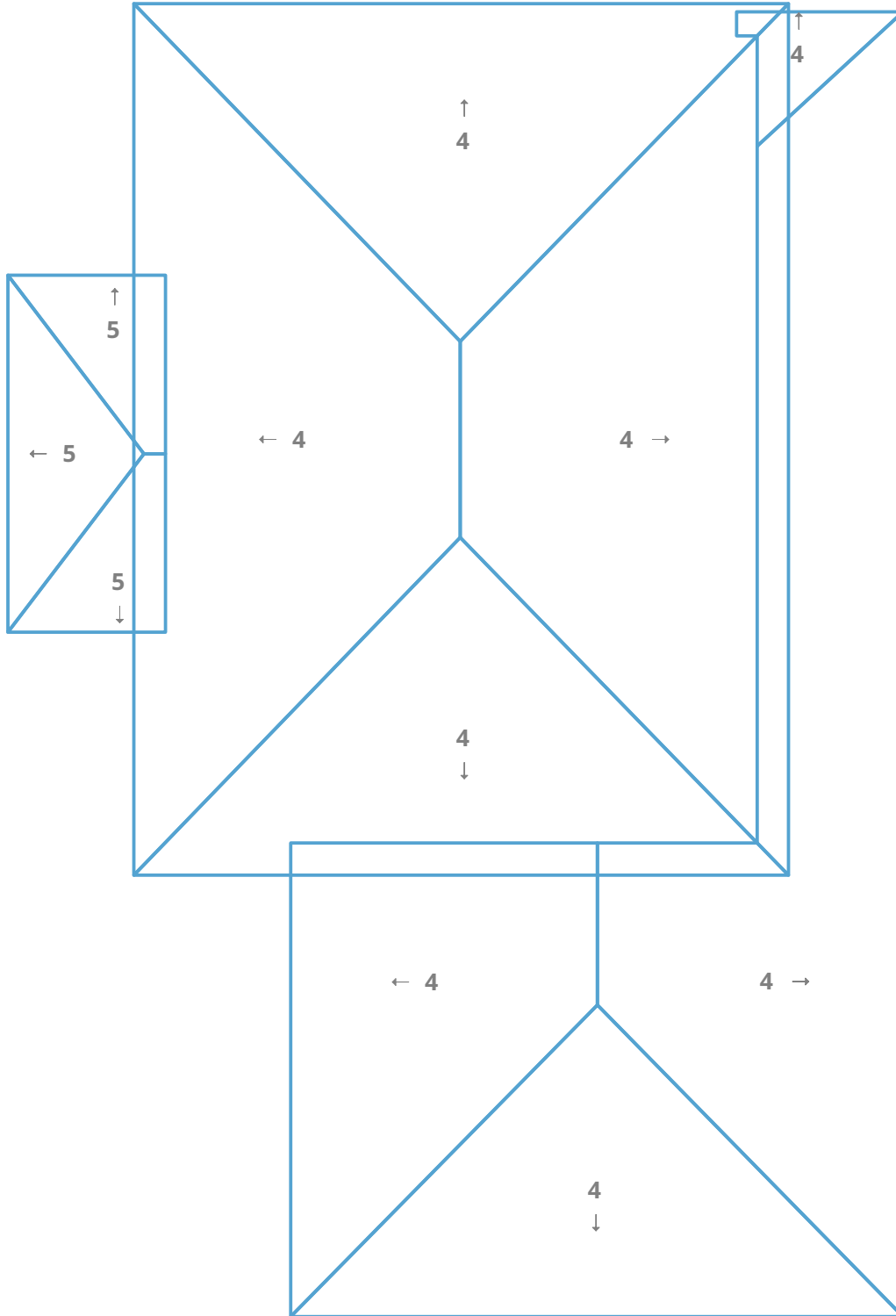
Predominant Pitch: (4/12)
 Predominant Pitch Area: 2,340 sqft
 Total Area: 2,478 sqft



Note: The above diagram contains measurements rounded to the nearest whole number. The total at the top of the page is the sum of all the unrounded (exact) measurements, which is then rounded.

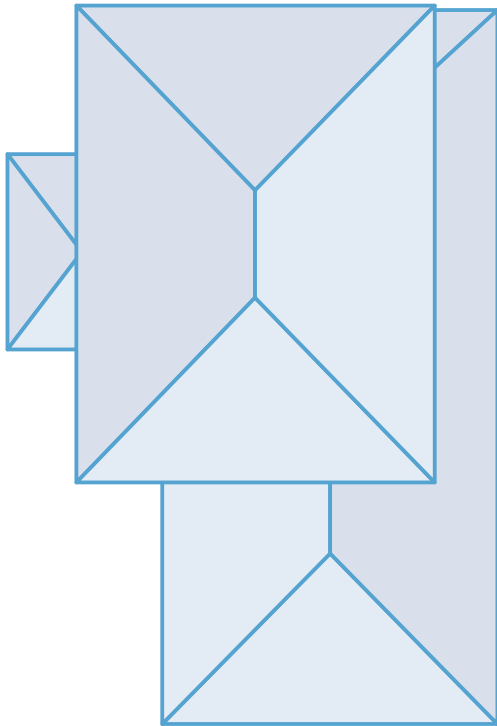
Pitch & Direction Measurement Report

100 Samuel Lount Rd, Holland Landing, ON L9N 1K3, Canada



Report Summary

100 Samuel Lount Rd, Holland Landing, ON L9N 1K3, Canada



Measurements

| | |
|---------------------|------------|
| Total Roof Area | 2,478 sqft |
| Total Roof Facets | 11 facets |
| Predominant Pitch | 4/12 |
| Total Eaves | 298ft 4in |
| Total Valleys | 0ft |
| Total Hips | 166ft 8in |
| Total Ridges | 18ft |
| Total Rakes | 1ft 2in |
| Total Wall Flashing | 34ft 1in |
| Total Step Flashing | 47ft 3in |
| Total Unspecified | 0ft |

| Pitch | 4/12 | 5/12 |
|-------------|-------|------|
| Area (sqft) | 2,340 | 138 |
| Squares | 23.4 | 1.4 |

| Waste % | 0% | 10% | 12% | 15% | 17% | 20% | 22% |
|-------------|-------|-------|-------|-------|-------|-------|-------|
| Area (sqft) | 2,478 | 2,726 | 2,775 | 2,850 | 2,899 | 2,974 | 3,023 |
| Squares | 24.8 | 27.3 | 27.8 | 28.5 | 29.0 | 29.7 | 30.2 |

A note on waste factors:

We've calculated the waste percentages you might expect for this job. A number of factors are involved in determining which waste percentage to use including: how complex the roof is, and your roof application style. These numbers only include the roof area. You will also need to calculate the quantity of materials you will need for hips, valleys, ridges, and starter lengths.