

## Chapter 1

# The Story of God's Love

### CHAPTER SUMMARY

God is all-good and all-loving, and all of creation came forth from His love and goodness. The Bible tells us the plan of God's story of love for us and His plan for us to be happy. He created us to share in His life of love (see CCC 1) and has a special role for each of us in the plan of His love. God will never create another person like each one of us. God dearly loves us, and He wants to have a loving relationship with us.

Life is a gift from God. He created us out of love, and He gave His love to us as a gift to be shared. God also gave us the ability to choose to love Him and to choose to love one another. When we choose to love God and to be in a loving friendship with Him, we experience true happiness. We also are truly happy when we choose to love one another and share God's gift of love with others.

When we live as God created us to be, we are able to find our greatest happiness. God's plan from the beginning was that we would live in Paradise (Heaven) in a perfect relationship of love with him and with one another.

### CATECHISM OF THE CATHOLIC CHURCH (CCC) REFERENCES

Desire for God: 27–30

God's plan of loving goodness: 51–53

Scripture is the Word of God: 104–5, 135–36

Old Testament prepares for the New Testament: 122

New Testament: 124

Theological virtue of hope: 1817

### PREPARING OUR HEARTS

The story of God's plan of salvation is so central to our Faith that the *Catechism of the Catholic Church* itself begins with a summary of the story of salvation, and this story is woven through everything that the *Catechism* teaches. It is important that we know this story and make it a part of our lives so that we can share it with others. Read and reflect upon this opening paragraph of the *Catechism*.

God, infinitely perfect and blessed in himself, in a plan of sheer goodness freely created man to make him share in his own blessed life. For this reason, at every time and in every place, God draws close to man. He calls man to seek him, to know him, to love him with all his strength. He calls together all men, scattered and divided by sin, into the unity of his family, the Church. To accomplish this, when the fullness of time had come, God sent his Son as Redeemer and Savior. In his Son and through him, he invites men to become, in the Holy Spirit, his adopted children and thus heirs of his blessed life. (CCC 1)




*How have you seen God's plan at work in your life?*

*When was the last time you stopped to listen and talk to God?*

*What effect did this have on your relationship with Him?*

*How does knowing that God loves you affect the way that you live?*

*What are some ways that you could grow in your friendship with God?*

Chapter 1: The Story of God's Love	Focus 1: Let's Learn about God's Word: 1 John 4:8	Focus 2: Choose to Love	Focus 3: Happiness in Heaven	Focus 4: The Bible
<b>Materials</b>  Materials needed for the Optional Activities can be found on page 10 of the Parish Catechist Manual	Bible, crayons, pencils  <i>Additional materials:</i> Whiteboard, chalkboard, or paper easel and pen			
<b>Chapter Aims</b>	<ul style="list-style-type: none"> <li>• Students will recognize that there is one God.</li> <li>• Students will know that God is love.</li> <li>• Students will recognize that God has a plan of love for their lives.</li> <li>• Student will know that God's plan of love is found in the Bible.</li> <li>• Students will list some ways they experience God's love.</li> <li>• Students will know that God wants us to have happiness on earth and perfect happiness with Him in Heaven forever.</li> <li>• Students will practice saying sorry when they hurt others.</li> <li>• Students will demonstrate ways they can help others.</li> </ul>			
<b>Preparation</b> <i>Let's Prepare Our Hearts</i>	Prepare Our Hearts Song Opening Prayer in Student Text  <i>Additional options:</i> <b>Option 1:</b> <i>Lectio Divina:</i> 1 John 4:8  <b>Option 2:</b> Sacred Art: <i>Dance of the Angels and the Just in Paradise</i> , Fra Angelico  <b>Option 3:</b> Bible Fun! Activity: 1 John 4:8			
<b>Proclamation</b> <i>Let's Proclaim the Good News</i>	We are created by God to love and be loved.			
<b>Explanation</b> <i>Let's Learn about Our Faith</i>	<b>Focus 1:</b> God is love; He created us out of love. He made us to be in a loving friendship with Him and one another.  <b>Focus 2:</b> We can choose to love God and one another. Loving God and one another makes us truly happy. <b>Focus 3:</b> God has a plan for each of us to be happy now on earth and to be happy in Heaven one day. <b>Focus 4:</b> The Bible tells us the story of God's love. The Bible is God's Word.			
<b>Application</b> <i>Let's Live Our Faith</i>	<i>Choose one or more of the following:</i> <b>Option 1:</b> Created by God to Love and to Be Loved <b>Option 2:</b> Our Holy Friends: All Saints in Heaven			
<b>Celebration</b> <i>Let's Celebrate Our Faith</i>	Scripted Prayer Optional Song: "This Little Light of Mine"			

## Chapter 1

# The Story of God's Love

 **"God is love."** (1 John 4:8)



### Let's Pray

Dear God, You are good and loving. Help us receive Your love. Help us love You more each day. Help us be kind and loving to our families and friends. Amen.



### Let's Proclaim the Good News

We are created by God to love and be loved.

When we pray, we receive God's love.

Chapter 1 1

## Let's Prepare Our Hearts

Turn to page 1 of the Student Text.

### Prepare Our Hearts Song (Optional)

#### "Say a Prayer"

(Sung to the tune of "London Bridge")

We fold our hands and say a prayer,  
Say a prayer,  
Say a prayer,  
Fold our hands and say a prayer.  
Let's talk to God.

### Prayer

After bowing your heads and folding your hands, read the Opening Prayer on page 1 of the Student Text.

**Dear God, You are good and loving. Help us receive Your love. Help us love You more each day. Help us be kind and loving to our families and friends. Amen.**

### Optional Preparation Activities

The following optional activities can also be used for Preparation.

#### Option 1: *Lectio Divina*

Instruct the students to fold their hands reverently and bow their heads in prayer during the four steps of *lectio*: **read, meditate, pray, listen.**

A detailed explanation of *lectio divina* can be found in the front matter of the Parish Catechist Manual on page xi.

Lead students in *lectio divina* on 1 John 4:8: "God is love."

Reflection (If needed, use to prompt students *during the meditation step*.)

- God is love.
- All the love in the world begins with God.

#### Option 2: Sacred Art Reflection: *Dance of the Angels and the Just in Paradise* (detail), by Fra Angelico

Direct the students to look at the painting on page 4 of the Student Text and quietly reflect and answer questions to themselves. Begin and end with the Sign of the Cross.

Let's pray together:

**Dear God, as we look at this beautiful work of art, help us know the happiness we will find in Heaven.**

Notice that the angels and saints in Heaven are dancing; they are dancing because they are happy. They are happy because they are filled with God's love and they are sharing His love with one another.

**Thank You, Lord, for creating Heaven as our home. We look forward to being with You in Heaven one day. Amen.**

#### Option 3: Bible Fun! Activity

Turn to page 1 of the Student Text.

- The Bible verse we are learning in this chapter is the following: "God is love" (1 John 4:8).
- **Who can tell me where God lives?** (Heaven.) Let's point to Heaven when we say **"God."**
- Put your hands together to make a heart shape? Let's make the heart shape when we say **"is love."**
- Let's practice it together: (point to Heaven) **"God** (make a heart shape with your hands) **is love."** (Repeat three times.)

### Introduction

Turn to page 1 of the Student Text.

Look at the girl in this picture. **What does it look like she is doing?** (Open arms, praying to God.)

God always shares His love with us.

**But what are we supposed to do with God's love?** (Pause.)

## Learn about God's Word

God is love. God shares His love with us.

God's love makes us happy.

(Based on 1 John 4:8)



2 Chapter 1, Focus 1

## Let's Proclaim the Good News

Let's quiet our hearts and minds to hear the truth we believe:

**We are created by God to love and be loved.**

## Let's Learn about God's Word

**Focus 1: God is love; He created us out of love. He made us to be in a loving friendship with Him and one another. ▮**

**Scripture Paraphrase:** 1 John 4:8

Turn to page 2 of the Student Text.

Draw a heart on the board.

**Do you know where love begins?** (Pause.)

- **What are some things that your parents do to show their love for you?** (Answers might include they hug me; they give me food; they give me a home to live in; they teach me; and they show me how to love others.)
- Our parents want what is best for us because they love us.
- To love means to desire what is best for the other person.
- **Where do you think they get their love?** (Answers may vary.)
- They learned love from their parents and friends, who learned it from their parents and friends. **But where does love begin?** (Answers may vary.)
- Love begins with God. Every time someone gives love, he received that love from God, even if he doesn't know it.
- All love begins with God because God is love!

We should always listen to God and open our hearts to receive the gift of His love.

- **How does God show His love for us?** (Answers might include family and friends, the sacraments, the Mass, the Bible, and prayer.)
- Look at the picture on page 2 of the Student Text. **What do you see coming out of the clouds?** (Rays of sunshine.)
- Just like God gives us the rays of sunshine and all the other wonderful things He created, most importantly, God gives us His love as a gift, and His love for us never ends.
- **What do you say when someone gives you a gift?** (Thank you.)
- **What should we say to God because He gives us His love as a gift?** (Thank You, God!)

When you receive God's love, you are in a loving friendship with Him.

- True friends help each other, talk with each other, and spend time together. True friends love each other and want what is best for each other.
- Like your friends on earth, God wants to know you and for you to know Him. God loves you *more than anyone else* in the world.

## For the Teacher: Digging Deeper

### God Is Love

Pope Benedict XVI began his papacy in 2005 with the encyclical letter *Deus caritas est* or "God Is Love." The Holy Father wanted to remind the modern world of the simple yet profound truth that God is love and that God desires to share His love with us so that we can share that love with others. He also stated that "today, the term 'love' has become one of the most frequently used and misused of words, a word to which we attach quite different meanings" (*Deus caritas est*, 2). We need to remember that authentic love comes only from God and that only in our knowledge of God and relationship with Him can we truly know the full meaning of love. Ultimately, love is willing the good of another and always involves a gift of ourselves to another. This simple truth of "God is love" that we teach our students has profound meaning for how we are *all* to live our lives.






## Choose to Love

Loving God and one another makes us happy. We can choose to love God and one another.



### We Love God and Others

Circle the pictures showing how we can love God and others.



Chapter 1, Focus 2 3

God created us out of love and He shares His love with us every day.

- Because God shares His love with us, each of us is special.
- **Can you say “I am special because God loves me”? (Repeat.)**

God is love. God always shares His love with us. When we receive His love and thank him for it, we are in a loving friendship with Him.

## Let's Learn about Our Faith

**Focus 2: We can choose to love God and one another. Loving God and one another makes us truly happy.**

Turn to page 3 of the Student Text.

God shares His love with us, but God also wants us to share His love with others.

- **Can you raise your hand and tell me about a time when you received a very special gift like a toy or game? (Answers will vary.)**

- **When you received that gift, did you want to share it so you can play with your friends? (Yes.)**

God's love is the greatest gift that we can ever receive.

- **When we receive the gift of love from God, we should share it with someone else, shouldn't we? (Yes.)**

There are many ways to share God's gift with others.

- **How do we share God's gift of love? (Helping others, telling others that God loves them, etc.)**
- **Can you name a time when you shared God's love with another person? (Answers may vary.)**
- **Did it make you happy to share God's love with someone else? (Yes.)**

Because God loves us so much, He lets us choose to love Him and to love others. He doesn't force us to love. Each of us has a choice to love God or not to love Him.

- Sometimes it is not easy to share the gift of love with others, like when we would rather keep our gifts to ourselves.
- **Can you think of a time that you chose not to share God's love? (Answers may vary.)**

Choosing to love God and others makes us truly happy. Choosing not to love God or others makes us sad.

Because God loves us, He allows us to choose to love Him or not to love Him. When we choose to love God and other people, like our parents, we are happy.

### Activity: We Love God and Others

Turn to page 3 of the Student Text. God shares His love with us, and we can share God's love with others. When we choose to love God and others, we are truly happy. In this activity, circle the pictures that show how we can love God and others.

## Happiness in Heaven

The angels and saints in Heaven share in God's love. God has a plan for us to be happy now and forever. Everyone in Heaven is happy.



4 Chapter 1, Focus 3

**Focus 3: God has a plan for each of us to be happy now on earth and to be happy in Heaven one day.**

Turn to page 4 of the Student Text.

God shares His love with us. ***But do you know that God also has a plan of love for each of us?*** (Pause.)

- God's plan is to love each of us now and forever. God loves us more than we will ever know.
- God desires that we love Him back and that we love one another.
- Following God's plan for us will always be what is best for us and will help us to be truly happy.

Look at the picture on page 4. Heaven is God's home; Heaven is our home too.

- ***Did you know that God made a place for each of us to be with Him in His home in Heaven one day?*** (Answers may vary.)
- God created us to be happy forever in Heaven one day.
- ***Do you ever think about what it is like in Heaven?*** (Answers may vary.)

***Who will be in Heaven?*** (God, the angels, and the saints.)

- Angels are God's helpers. The angels are painted with wings to remind us that they live in Heaven and that God sends them to help people on earth.
- Saints are people who loved God very much on earth. They chose to love God so much that when they died, they went to live with Him in Heaven.
- ***Why do you think we will be happy in Heaven?*** (Because God is there.)
- God wants each of us to be with Him in Heaven so that we can enjoy His gift of love and be happy forever.

God has a plan for each of us to be happy on earth now and to be happy in Heaven one day.

### For the Teacher: Digging Deeper

#### The Holy Bible

The Bible is the inspired Word of God. It is a collection of Jewish and early Christian writings. More than just a story, it was written by human authors inspired by the Holy Spirit to write about God's plan of love for us (see CCC 105–6). Because the Bible is the Word of God, we should read it and pray with it frequently (see CCC 133).



## The Bible

The story of God's love is in the Bible.

Trace the heart to show God's love. Then draw yourself in the Bible.

**I Am Part of the Story of God's Love.**



Chapter 1, Focus 4 5

### Focus 4: The Bible tells us the story of God's love. The Bible is God's Word.

Turn to page 5 of the Student Text.

God has a special plan of love for each of us, and God wants all of us to know his plan.

Hold up a Bible. **Who can tell me what this is?** (A Bible.)

- **Did you know that the Bible is a wonderful book that tells us the story of God's plan of love?** (Pause.) This story is written to each one of us.
- **Do you know who told the story of God's loving plan?** (God.)
- God gave us the story of His love in the Bible so that we will know how much He loves us and how to live and love Him back.

The Bible is God's Word. That means that everything in the Bible comes from God.

- **How do you think that we should handle a Bible?** (Very carefully and with respect.)

- When we treat a holy object like a Bible carefully and with respect, we say that we treat it with reverence.
- **Can you say "reverence"?** (Repeat.)
- When we treat holy things with reverence, we show our love and respect for God.

There are many stories in the Bible.

- There are many stories about people who loved God.
- The stories in the Bible also tell us that God's love for us *never* fails. He *always* loves us, no matter what.
- This story of God's love is not only something you read in the Bible. It is also the story of God's love for you.

Each one of us is part of the story of God's love and the Bible tells us God's plan for each of us to be happy. God wants us to be happy with Him now in this life and in Heaven one day.

### Activity: I Am Part of the Story of God's Love

Turn to page 5 of the Student Text. God has a very special plan of love for each of us, and He shows us this plan in the Bible. To show that you are a part of God's story of love, trace the heart to show God's love and then draw a picture of yourself in the Bible.

### Optional Activity: Bible Reverence

Pass around a Bible, instructing each student to treat it with reverence. You could even open the Bible to this chapter's memory verse and show the students that they can read it in the Bible.

## Let's Remember Our Faith

Review the chapter by asking the students the following:

**Where does love begin?** (God.)

**Does God give His love to everyone?** (Yes.)

**Does God have a plan for us to be happy on earth and to be happy in Heaven forever?** (Yes.)

**Where do we learn about God's plan of love?** (In the Bible.)

**How should we care for the Bible?** (We should treat it with great reverence.)

### For the Teacher: Digging Deeper

#### Treating the Bible with Reverence

The Bible is the holy Word of God, and we should always treat the Bible with the greatest respect. We should always make sure that we put the Bible in a safe place, especially in a special place in our homes where we can see it and know that God's Word is at the center of our families. When we read the Bible, we should read it with great reverence; it is even appropriate to kiss the Bible after we read it because God's Word is so holy and precious. We *always* want to have great reverence for the Word of God in the Bible. If we reverence the Bible, so will our children and our students.



## Let's Live Our Faith

We are made by God to love and be loved.



 **Our Holy Friends: All Saints in Heaven**  
We want to be saints.

6 Chapter 1, Let's Live

### Option 2: Our Holy Friends—All Saints in Heaven

Let's look at the painting of the angels and saints dancing on page 4 of the Student Text. Saints are those in Heaven who loved God and one another while they were on earth. There are people in the Bible who now live with God in Heaven. We will learn about some of them this year. On this page we see a picture of Moses, Saint Mary Magdalene, and Saint Peter. I am going to read something that tells us what the saints did on earth so they could become a saint. After each one, say **"I want to be a saint"**:

- The saints in Heaven prayed to God. *I want to be a saint. (Repeat.)*
- The saints in Heaven loved and obeyed God. *I want to be a saint. (Repeat.)*
- The saints in Heaven learned from the Bible. *I want to be a saint. (Repeat.)*
- The saints in Heaven learned to say "I am sorry" after they made a mistake. *I want to be a saint. (Repeat.)*
- The saints in Heaven wanted to have God's love in their hearts. *I want to be a saint. (Repeat.)*

Raise your hand if you love God and want to be a saint in Heaven one day.

## Let's Celebrate Our Faith

Reinforce with the students how to fold their hands and bow their heads in prayer.

**Dear God, thank You for Your love. We love You, and we want to know You better. Thank You for the blessing of our families and our homes. Thank You for the blessing of our teacher and parents, who teach us about Your love. Amen.**

### Optional Song: "This Little Light of Mine"

We are going to end our lesson with a special song that is about sharing God's love with others.

God's love shines in us like a great light, and we want to share the light of God's love with others. Let's sing the song "This Little Light of Mine."

#### "This Little Light of Mine"

This little light of mine, I'm gonna let it shine.  
This little light of mine, I'm gonna let it shine.  
This little light of mine, I'm gonna let it shine.  
Let it shine, let it shine, let it shine.

Hide it under a bushel? No! I'm gonna let it shine.  
Hide it under a bushel? No! I'm gonna let it shine.  
Hide it under a bushel? No! I'm gonna let it shine.  
Let it shine, let it shine, let it shine.

### Take Home

The **Family Faith** take-home page is located on page 8 of the Student Text and on the catechist and parent portals. Please send that page home with the students.

The **Small Wonders** story may be read at the end of class as part of the Let's Celebrate or families may access these on the parent portal.

## Let's Live Our Faith

Turn to page 6 of the Student Text.

Choose one or more of the following.

### Option 1: Created by God to Love and to Be Loved

Raise your hand if you hear a good example of loving God and others:

- Going to the park instead of going to Mass on Sunday.
- Praying to God with all of your heart.
- Not sharing your toys.
- Talking during Mass on Sunday.
- Smiling when someone says something to you.

Raise your hand if you hear a good example of when you are being loved by God and others:

- God blesses your family with a new baby.
- Your parents take you to the park to be together as a family.
- Your parents kiss you goodnight when you go to bed.

**Are you happy when you love God and others?** (Yes.)

**Are you happy when God and others love you?** (Yes.)



# Small Wonders



Tell-Tale the Mouse is splashed with mud.  
She learns a lesson about getting clean.

Read the full *Small Wonders* story on the parent portal.

Chapter 1 7

## Small Wonders

### Muddles

**Tell-Tale the Mouse is splashed with mud. She learns a lesson about getting clean.**

**Lesson Link: The story of God's love in Scripture.** The nature of our fallen human condition can often make our lives "messy." We often spend a lot of time and effort trying to clean up the mess of our sin, frequently seeking advice from various sources. The means to clean up the mess of sin and avoid making new messes is given to us by God the Creator, who provides the "Instruction Manual" (Scripture) and the sacraments of the Church.

Tell-Tale the Mouse was strolling along a path in the Kind Garden. She wore a new red coat because it was a cool day and had been raining. She stopped and looked down at the ground. A thoughtful look crossed her face.

Stout the Pig saw Tell-Tale's very thoughtful look. He shuffled up to her. He asked, "Why do you look so thoughtful?"

Tell-Tale said, "Sometimes when the rain falls onto the ground, it makes little pools that everyone calls puddles. And sometimes the puddles have dirt in them that turns the dirt into little patches called mud. I was wondering why the mud isn't called *muddles*."

Stout nodded. But the truth was, Stout was really thinking how much he wanted to jump into the mud—or the muddle or whatever it should be called. "I think I should take a closer look," Stout said and threw himself into the water and mud.

A big splash of the wet brown dirt hit Tell-Tale's new red coat and her furry legs. A splotch landed on the side of her nose.

"Oh no!" she cried out. "I'm dirty now!" Her nose twitched.

"You don't look dirty to me," said Stout as he rolled around.

"I'm a mess," she complained. "How do I become unmessy?"

Stout said, "You should ask Percy the Possum."

Everyone knew Percy the Possum was very persnickety and unmessy about things.

Tell-Tale went to see Percy the Possum. Percy lived in the top of a barn.

Percy circled Tell-Tale as he looked her over. He made a lot of "tsk, tsk" noises. Then he said, "You should jump in a puddle and wiggle around."

"Stout did that," Tell-Tale explained. "That's how I got messy in the first place."

"Find a *clean* puddle without Stout," Percy said.

Tell-Tale looked all over the Kind Garden for the cleanest puddle she could find. Then she jumped in and wiggled around.

Kevin the Duck rolled up. "What are you doing?" he asked.

"Getting unmessy," she explained.

She stood up. To her surprise, her red coat had more brown stains on it than before, and her fur looked even dirtier. "What am I going to do now?" she said.

Kevin said, "Look at the Small Print on your Tag."

"What Small Print on what Tag?" Tell-Tale asked.

Kevin moved around her and found a square piece of something hidden under the fur on her leg. He pointed and said, "There."

"I thought that was part of my fur," Tell-Tale said. "What does it say?"

Kevin took a closer look. "*In-Struct-Shuns*. But the rest of the Small Print is faded away."

Tell-Tale was puzzled. "What are *In-Struct-Shuns*?" she asked.

Kevin shrugged and said, "Go to Granna. She'll know."

Tell-Tale went to the cottage of Granna the Bunny. Granna was a big brown rabbit with a white snout. She wore a blue dress with a white apron. Little glasses were perched on her nose.

"Oh my," said Granna when she saw Tell-Tale.

Tell-Tale told her what had happened and about the *In-Struct-Shuns*.

Granna chuckled and said, "Please take off your red coat."

Tell-Tale took off her coat.

Granna looked it over. "Here is a Tag on the inside collar. The instructions say to clean with cool clean water and soap."

"What about the rest of me?" asked Tell-Tale. She held up her leg so Granna could see the Tag.

"The print is worn away," Granna said. She went to a shelf on the wall. "The Scroll will help," she said.

The Scroll was a big roll of different pieces of paper sewn together.

Granna said, "The Scroll was given to us by the Toymaker. It tells us what to do."

Granna looked at the Scroll. Then she said with a smile, "You need a bath in clean water."

(Continued on page 10)

*(Small Wonders continued)*

She took out a bucket and filled it with warm water.

“Get in,” she told Tell-Tale.

Tell-Tale got into the bucket. The warm water felt good. Granna scrubbed her with gentle soap. Then Granna washed Tell-Tale’s red coat in the sink with cool clean water.

Later, Tell-Tale looked at herself in Granna’s tall mirror.

“The Scroll’s *In-Struct-Shuns* worked!” Tell-Tale exclaimed.

“They always do,” Granna said.

Tell-Tale asked, “What else does the Scroll say about us?”

“We’ll read it together,” Granna said. “There are a lot of things the Toymaker wants us to know because he loves us.”

Tell-Tale was happy being clean again. *In-Struct-Shuns* are good, she decided.

#### Questions:

1. **What lesson did Tell-Tale learn about getting clean?** (*We can’t become clean by doing what made us messy. To be clean, we have to go to the source that will make us truly clean.*)
2. **What is the “Scroll” with helpful instructions that God has given us for living a happy and holy life and cleaning up the messes we make with sin?** (*The Bible.*)

## Chapter 1 Optional Activities

### “The Story of God’s Love” Booklet

#### Materials:

- Copies of this chapter’s booklet pattern (found on the catechist portal); one per student
- Markers and other decorating materials

Tell the students that this year they will create a booklet called “The Story of God’s Love.” For each chapter, they will color or decorate a page with a symbol that will tell the story.

This chapter’s symbol is a child in a heart. Underneath the symbol are the words “God loves me, and I love God.”

After the students complete their pictures, make sure that they fill in their names. Then pick them up to keep in a special place to put together in a binder for each student at the end of the year.

### Passing on God’s Love to Others Craft and Game

#### Materials:

- Copies of the pattern (found on the catechist portal); one per student
- Scissors
- Markers and other decorating materials
- Tape (masking tape may work best for this)

Ask the students to cut out the hearts and decorate them.

Explain that it is very important to practice the virtue of love. God made us to be in a loving friendship with Him and one another. Loving God and one another makes us happy. And every time we give our love to others by our kindness we get love in return, and that makes us so happy. Explain different ways that they can show love to the people around them—for example, saying a kind word, being helpful, being generous, etc.

Break the class up into groups of two. Ask the students to put a piece of tape at the top of their hearts. Now tell them to stick their hearts onto their partner as they tell him something kind. This can go back and forth a few times. You may have to give some examples of kind things they can say to their friends.

### Paper Cup Angels

#### Materials:

- Small white Styrofoam cups; one per student
- Copies of the pattern (found on the catechist portal); one per student
- Markers or crayons
- Scissors
- Glue sticks
- Pipe cleaners (also called chenille stems); one per student

The cup will form the angel’s body. Ask the students to color the cups. Then have them decorate and cut out the head and wings from the pattern. Turn the cup upside down. Glue the angel’s head to the outer edge of the top of the cup. Then glue the wings to the sides of the cup. The pipe cleaner will form a halo. Bend one end of the pipe cleaner into a small circle, which will go above the angel’s head. Poke the other end of the pipe cleaner into the cup behind the head of the angel. Bend the circle over the angel’s head. (The students may need help with this part.)

While the students are busy, remind them of the picture of the dancing angels by Fra Angelico. Tell them that God’s loving plan for us is to one day share in the angels’ joy in Heaven.

If time allows, play some music and let the students dance around with their angels. Or you could serve snacks and have a heavenly party. Stress the joy that awaits them in Heaven.