

## Chapter 1

# Our Loving Creator

### CHAPTER SUMMARY

God is our Creator. He created everything, visible and invisible, out of nothing. All of God's creation is good and is meant to reveal to us who God is. God is a Blessed Trinity, "one God in three persons" (CCC 253). The Blessed Trinity is "an eternal exchange of love, Father, Son, and Holy Spirit" (CCC 221). God created us to share His love with us so we can love Him and love others. God shares His love with us through the gift of grace and the theological virtues of faith, hope, and charity. The theological virtues are given to us so that we can be holy children of God and do what is good.

### CATECHISM OF THE CATHOLIC CHURCH (CCC) REFERENCES

God the Creator created out of nothing: 290, 296

Care for creation: 339

Angels: 329–30

Blessed Trinity: 221, 253–54

### PREPARING OUR HEARTS

Our lives are pure gift, given freely out of God's infinite goodness. The very first line of the *Catechism of the Catholic Church* proclaims this truth: "God, infinitely perfect and blessed in himself, in a plan of sheer goodness freely created man to make him share in his own blessed life" (CCC 1).

This truth is a beautiful reflection on the utter generosity of God in creating us. God is perfectly happy in Himself. He has no need of anything or anyone else. But love always desires to pour itself out, producing more life and love. This truth is reflected in the human family. Husbands and wives love each other so totally that they desire to invite children to share in their love. Since there is a perfect communion of love between God the Father, Son, and Holy Spirit, there is a constant pouring out of each Person, inviting us into this communion of love.

The *Catechism* goes on to state that God, therefore, "calls man to seek him, to know him, to love him with all his strength" (CCC 1). Here, the Church teaches us how to respond to the gift of our lives and of God's plan to have us share in His own life. God calls us to know Him more deeply by studying Scripture, receiving the sacraments, and cultivating a life of prayer. Further, He invites us to love Him by faithfully following Him and allowing Him to reign over our hearts and minds as our one true God and King.

*Do you see God's "plan of sheer goodness" in your life?*

*What are the ways that you are already responding to God's call to know Him and love Him?*

*How is God inviting you into deeper communion with Himself?*

Chapter 1: Our Loving Creator	Lesson 1: Let's Learn about God's Word: Genesis 1:1—2:3	Lesson 2: The Invisible World	Lesson 3: The Blessed Trinity	Lesson 4: God Shares His Love	Review
Words to Know	creation	angels, Heaven	Blessed Trinity, communion	grace	
Materials	All lessons: Bible, writing materials, whiteboard. See Optional Activities on page 14 of the Teacher Manual for more.				
Chapter Aims	<ul style="list-style-type: none"> <li>Students will begin to see creation as a gift of God's love.</li> <li>Students will learn that God created everything, both visible and invisible, out of nothing.</li> <li>Students will begin to understand the mystery of the Blessed Trinity as one God in three Persons: Father, Son, and Holy Spirit.</li> <li>Students will begin to understand that grace is God's life and love in us.</li> <li>Students will begin to understand the three theological virtues.</li> </ul>				
Activity Objectives	<ul style="list-style-type: none"> <li><i>Lesson 1 Activity:</i> Students will identify that everything God created is good.</li> <li><i>Lesson 1 Live Our Faith:</i> Students will discuss how to thank God for the gift of creation by taking care of the world around us.</li> <li><i>Lesson 2 Activity:</i> Students will compare and contrast angels and humans.</li> <li><i>Lesson 2 Live Our Faith:</i> Students will discuss how seeking happiness without God leads to unhappiness.</li> <li><i>Lesson 3 Activity:</i> Students will identify that the Blessed Trinity is one God in three Divine Persons in a communion of Love.</li> <li><i>Lesson 3 Live Our Faith:</i> Students will discuss sharing God's love by making sacrifices for one another.</li> <li><i>Lesson 4 Activity:</i> Students will identify that faith, hope, and charity are the theological virtues given in Baptism to strengthen us to live as children of God.</li> <li><i>Lesson 4 Faith Alive:</i> Students will discuss how the theological virtues strengthen us to live as children of God.</li> </ul>				
Preparation <i>Let's Prepare Our Hearts</i>	Opening Prayer in Student Text	<i>Lectio Divina:</i> Genesis 1:1	Detail from Sacred Art: <i>Adoration of the Trinity</i> , Albrecht Dürer	Scripted Prayer	
Proclamation <i>Let's Proclaim the Good News</i>	God created the world out of love for us.				
Explanation <i>Let's Learn about Our Faith</i>	<b>Focus:</b> God created Heaven and earth out of love for us, and everything He created is good.	<b>Focus:</b> God created everything out of nothing, both the visible and invisible world.	<b>Focus:</b> The Blessed Trinity is one God in three Divine Persons.	<b>Focus:</b> God gives us grace and the theological virtues so that we can share in His love.	Chapter Review
Application <i>Let's Live Our Faith</i>	Loving God in Return	Saint Augustine	Sharing in God's Love	Faith Alive: Strength to Be Holy	<i>Gabriel's Quest:</i> Links to Any Lesson
Celebration <i>Let's Celebrate Our Faith</i>	Our Father (through "hallowed be Thy name")	Prayer followed by the Our Father	Prayer followed by the Our Father	Prayer followed by the Our Father	

## Chapter 1

# Our Loving Creator

"In the beginning God created the heavens and the earth." (Genesis 1:1)

### Let's Pray

God, we praise You and thank You for creating the world! We love You and promise to respect the gift of creation always. Amen.

Our parents provide for our needs out of love.

### Let's Proclaim the Good News

God created the world out of love for us.

## Words to Know

**angels:** Creatures who are pure spirit. Angels serve as servants and messengers of God's saving plan.

**Blessed Trinity:** The mystery of one God in three Divine Persons: God the Father, God the Son, and God the Holy Spirit.

**communion:** A sharing or exchange of love between two or more persons.

**creation:** Everything that God has made. The visible and invisible world.

**grace:** The free gift of God's life and love in our souls.

**Heaven:** God's home. It is a place of perfect love and happiness with God and all the angels and saints.

## Let's Prepare Our Hearts

### Prayer

The Sign of the Cross is a simple prayer we pray often. We pray it at the beginning and end of Mass. We pray it at the beginning and end of most prayers. Sometimes we just pray it as a stand-alone prayer. There are two parts to the prayer: the words of the prayer and the motion of our hands. With the motion of our hands, we make the Sign of the Cross.

Demonstrate the prayer slowly. Ask the students to practice it two or three times. Then read the Opening Prayer on page 3 of the Student Text. Begin and end with the Sign of the Cross.

**God, we praise You and thank You for creating the world! We love You and promise to respect the gift of creation always. Amen.**

### Introduction

Turn to page 3 of the Student Text.

Our parents always provide for all our needs. They take care of us, clothe us, and provide a home and food for us.

**Why do you think your parents do so much for you?** (Answers may vary.)

Our parents do everything out of love for us.

## Optional Preparation Activities

### Prepare Our Hearts Song

#### "Holy, Holy, Holy"

Holy, holy, holy!  
Lord God Almighty!  
Early in the morning  
Our song shall rise to Thee.  
Holy, holy, holy!  
Merciful and mighty!  
God in three Persons,  
Blessed Trinity!

Holy, holy, holy!  
Though the darkness hide  
Thee,  
Though the eye of sinful man  
Thy glory may not see,

Only Thou art holy;  
There is none beside Thee  
Perfect in power,  
in love, and purity!

Holy, holy, holy!  
Lord God Almighty!  
All Thy works shall praise  
Thy name

In earth and sky and sea.  
Holy, holy, holy!  
Merciful and mighty!  
God in three Persons,  
Blessed Trinity!

### Memory Verse


The Bible verse we are learning in this chapter is the very first verse of the whole Bible: "In the beginning God created the heavens and the earth" (Genesis 1:1).

Go to the teacher portal for optional memory verse activity ideas.

## LESSON 1

### Let's Learn about God's Word

"In the beginning God created the heavens and the earth" (Genesis 1:1). He formed day and night. He formed the sea, sky, and land. He filled the sky with the sun, moon, and stars. He filled the sea with vegetation, fish, and birds. He filled the land with animals and man. "On the seventh day God finished his work which he had done, and he rested on the seventh day from all his work which he had done" (2:2).



4 Chapter 1

## Let's Proclaim the Good News

Let's quiet our hearts and minds to hear the truth we believe:

**God created the world out of love for us.**

## Let's Learn about God's Word

**Lesson 1 Focus:** God created Heaven and earth out of love for us, and everything He created is good (see Genesis 1:1–2:3).

See doodle to teach the seven days of Creation.

Before God created the world, there was nothing other than God. God is love, and He wants to share His love.

On the first day of Creation (add "Day 1"), "God said, 'Let there be light'; and there was light" (1:3). God created day and night. Add "Day and Night."

Then, on the second day (add "Day 2"), God formed the seas and the sky. Add "Seas and Sky."

On the third day (add "Day 3"), God created dry land and all that grows on it; He brought forth plants and trees that grew delicious fruit. Add "Land and Plants."

Formed World	Filled World
Day 1	Day 4
Day and Night	Sun, Moon, Stars
Day 2	Day 5
Seas and Sky	Fish and Birds
Day 3	Day 6
Land and Plants	Animals and Man

Day 7  
God Rested

On the fourth day of Creation (add "Day 4"), God made the sun, moon, and stars. Add "Sun, Moon, Stars."

Then, on the fifth day (add "Day 5"), God said, "'Let the waters bring forth swarms of living creatures, and let birds fly above the earth across the [sky] of the heavens.' So God created the great sea monsters and every living creature that moves, with which the waters swarm, according to their kinds, and every winged bird according to its kind" (1:20–21). Add "Fish and Birds."

On the sixth day (add "Day 6"), God said, "Let the earth bring forth living creatures according to their kinds: cattle and creeping things and beasts of the earth according to their kinds.' . . . Then God said, 'Let us make man in our image, after our likeness.' . . . So God created man in his own image, in the image of God he created him; male and female he created them. And God blessed them, and God said to them, 'Be fruitful and multiply, and fill the earth and subdue it; and have dominion over the fish of the sea and over the birds of the air and over every living thing that moves upon the earth'" (1:24, 26–28). Add "Animals and Man."

"God saw everything that he had made, and behold, it was very good" (1:31). "On the seventh day God finished his work which he had done, and he rested on the seventh day" (2:2). Add "Day 7" and "God Rested."

"In the beginning God created the heavens and the earth. The earth was without form and [empty], and the darkness was upon the face of the deep" (1:1–2).

Add "Formed World" over the column with days one, two, and three.

- **Do you notice anything similar about the first three days?** (Answers may vary.) In the first three days, God gave form and order to the world.
- **What do you notice about the second three days of Creation?** (Answers may vary.) In the second three days of Creation, God filled the emptiness of what He formed. Add "Filled World" over the column with days four, five, and six.
- God filled the world and gave it order so that everything worked together perfectly.

Creation, everything that God has made, shows His love for us.

**Conclusion:** God created the heavens and the earth. God created everything with an order. All creation is good and tells us about God.

### Activity: God Created the World

Turn to page 5 of the Student Text.

## Let's Live Our Faith

**Loving God in Return:** All creation is a gift that shows God's love for us. God's plan for us is that we love Him in return.

- One way we can return God's love is by being thankful, or grateful, for the gift of creation. We thank God in prayer, but we should also thank Him by taking care of creation.



**Creation** is everything God has made. God created out of love. Creation shows God's love for us. Everything God created is good. He created the world with order. Order makes everything work together.

### God Created the World

The pictures below show God's creation. Circle whether it is "Good" or "Not Good."



The sky is  
Good / Not Good.



The beetle is  
Good / Not Good.



The sea is  
Good / Not Good.



The puppy is  
Good / Not Good.



The shark is  
Good / Not Good.



A person is  
Good / Not Good.

### Faith Challenge

We show our love for God by caring for His creation. Ask your parents what you can do at home to help take care of God's creation.

5

- **What are some ways that you could show your love and gratitude to God by taking care of creation?** (Answers may vary; write ideas on the board and discuss specific ideas for students at home and class at school.)
- God created the world as a gift to us. **Don't you think that we should be grateful for this gift, protect it, and use it well?** (Pause.)
  - For example, when we are playing with our friends, we should throw our trash in a garbage can instead of letting it fly into the forest or into a river.
  - We should also be gentle with our pets and give them food and take them for walks.
  - When we are in a park, we should obey the rules and the park rangers who seek to protect the forests, rivers, and parks.

- **What are we saying to God when we take care of the earth?** (We love Him, and we are thankful for the gift of creation.)
- **What are ways that people sometimes disrespect or don't show gratitude for God's creation?** (Answers may vary.)

**Challenge:** We show our love for God by caring for His creation. Ask your parents what you can do at home to help take care of God's creation.

### Review Chapter 1, Lesson 1

**What do we call everything that God has created?** (Creation.)

**Why did God create the world?** (Because of His love for us.)

**Whom did God create last?** (Man and woman.)

**What did God do on the seventh day of Creation?** (He rested.)

**Was everything that God created good, or did God create anything bad?** (Good.)

## Let's Celebrate Our Faith

The Our Father is the prayer that Jesus taught His followers. We begin this prayer by saying "Our Father, who art in Heaven, hallowed be Thy name."

- When we pray "**Our Father**" to God, we are praying to our Father who created us, protects us, takes care of us, and loves us.
- When we pray "**who art in Heaven,**" we are calling to our Father, God, who is in Heaven.
- When we pray "**hallowed be Thy name,**" we are saying that God's name is the holiest of all names. We are praising God and telling Him that we will always honor and respect the name of God.

Let's pray the Our Father together. **Begin and end with the Sign of the Cross.**

**Our Father, who art in Heaven, hallowed be Thy name; Thy kingdom come, Thy will be done on earth as it is in Heaven. Give us this day our daily bread, and forgive us our trespasses as we forgive those who trespass against us; and lead us not into temptation, but deliver us from evil. Amen.**

### For the Teacher

#### Digging Deeper: God Created for Love Alone

God did not have to create the universe. God's will in Creation was not to increase His glory or satisfy some need to be worshipped. God is perfect in Himself—He has no needs at all! Rather, "God, infinitely perfect and blessed in himself, in a plan of sheer goodness freely created man to make him share in his own blessed life" (CCC 1). Or, put more simply, "God has no other reason for creating than his love and goodness" (CCC 293). God created us not for His sake but for our own so that we could enter into communion with Him.

## LESSON 2

### The Invisible World

God is our Creator. God created the world out of nothing. He created the visible world. We can see the visible world. Humans are part of the visible world. We have bodies and souls.

God also created the invisible world, which we cannot see. **Angels** are God's creatures too. They are pure spirit. They cannot be seen. They are part of God's invisible creation. In **Heaven**, we will be perfectly happy with God and all the angels and saints forever.

### Angels and Humans

Use the words in the box to fill out the chart below.  
Place the words in the correct column.

invisible    visible    arms  
body and soul    pure spirit

Humans	Angels
visible body and soul arms	invisible pure spirit



## Let's Learn about Our Faith

**Lesson 2 Focus:** God created everything out of nothing, both the visible and invisible world.

See "Digging Deeper: The Three Archangels" sidebar on page 13.

Before the lesson, draw two columns on the board: one column with the heading "Create" and one with "Make."

**Did you ever wonder how God created?** (Pause.)

- In the Bible, which is God's Word, He tells us that He created *out of nothing*. Simply by speaking, God created.
- When God said the words "Let the earth put forth vegetation, plants yielding seed, and fruit trees bearing fruit in which is their seed" (Genesis 1:11), all this was created. Add "Trees" and "Plants" under "Create."
- **What are some other things that God created?** (Answers may include anything in the natural world: rivers, valleys, ocean, trees, stars, moon, people, and so on.) List all these on the board under "Create"; be sure not to add anything that is made by man.
- Because God created the world out of nothing, we call Him our Creator.

God's *creating* something out of nothing is different from how we create or make things.

- When we make something, we use materials from God's creation. For example, we use trees that God *created* to *make* paper. Add "Paper" under "Make."
- **Can we create something out of nothing?** (No.)
- We use trees, water, and other chemicals from the earth to make paper, houses, buildings, and many other man-made things.
- **What are other things in the world that we make using the gifts of God's creation?** (Answers may vary.) List all these on the board under "Make."

God tells us in the Bible that "in the beginning [he] created the heavens and the earth" (1:1).

- "The heavens and the earth" mean all creation. Creation includes the world that is visible—what we *can* see—and the world that is invisible—what we *cannot* see.
- **Can you think of something invisible that God created?** (Answers may vary.)

Angels are pure spirit. They don't have physical bodies. Therefore, we cannot see angels because they are invisible.

- Look at the artwork on page 6 of the Student Text. Sometimes God allows people to see angels when they deliver their messages. For example, the Angel Gabriel appeared to Mary.
- Sometimes artists paint angels so that we can imagine what they look like. It is important to remember, though, that they really do not have bodies like you and me. Angels are invisible.
- Angels can think, make choices, and love even more perfectly than we can.
- God created angels to be His servants and messengers of His saving plan.
- Some angels are also our helpers. They look after us and protect us.

## Let's Prepare Our Hearts

**Prayer: Lectio Divina**

Refer to the *Lectio Divina* Quick-Start Guide on page xi of the Teacher Manual. Begin with the Sign of the Cross.

**God, You are the Creator of the heavens and the earth. Creation shows us Your beauty and majesty. We praise You, Lord, and we love You. Amen.**

Lead students in *lectio divina* on Genesis 1:1: "In the beginning God created the heavens and the earth."

Reflection (If needed, use to prompt students during the meditation step.)

- Because of His great love for me, God created everything in the world that I can see, and God created angels and Heaven that I cannot see with my eyes.

**Review Chapter 1, Lesson 1**

**What do we call everything that God has created?** (Creation.)

**Why did God create the world?** (Because of His love for us.)

**Whom did God create last?** (Man and woman.)

**What did God do on the seventh day of Creation?** (He rested.)

**Was everything that God created good, or did God create anything bad?** (Good.)

## Let's Proclaim the Good News

Let's quiet our hearts and minds to hear the truth we believe:

**God created the world out of love for us.**

### Saint Augustine

Augustine was born on November 13, 354. His parents were Monica and Patricius. His mother was a Christian. His father was not. Augustine was not baptized as a child. His mother taught him about the faith. As a child, Augustine spent much of his time speaking with priests and Christian teachers.

Just as everyone does, he was searching for happiness. He learned from the Catholic faith that the only way we can be truly happy is when we are with God. Later, Augustine wrote, "You have made us for yourself, O Lord, and our heart is restless until it rests in you" (Saint Augustine, *Confessions*).



### Faith Challenge

If your heart is ever restless, open it to God and He will give you peace and happiness.

7

- God gives us each a guardian angel who helps and protects us. **Should we pray to our guardian angels?** (Yes.) **What should we pray for?** (Help and protection.)

God also created Heaven, which is invisible.

- Heaven is God's home. In Heaven, the angels and saints praise and adore God.
- God also invites us to be with Him in Heaven, where there is perfect love and happiness. **Do you hope to live forever with God in Heaven one day?** (Yes.)
- In Heaven, we will love God and one another forever.

**Conclusion:** God is our Creator, who created out of nothing. God's creation is made up of the visible and the invisible world.

### Activity: Angels and Humans

Turn to page 6 of the Student Text.

## Let's Live Our Faith

**Saint Augustine:** Augustine was born on November 13, 354. His parents were Monica and Patricius. His mother was a Christian. His father was not. Augustine was not baptized as a child. His mother taught him about the faith. As a child, Augustine spent much of his time speaking with priests and Christian teachers. Just as everyone does, he was searching for happiness. He learned from the Catholic faith that the only way we can be truly happy is when we are with God. Later, Augustine wrote,

"You have made us for yourself, O Lord, and our heart is restless until it rests in you" (Saint Augustine, *Confessions* 1, 1, 1).

In this quotation, Augustine realizes that God created every human person out of love and wants us to be happy. He points out that we look for happiness in everything we do, but we find it only in God.

**Why do you do certain things like buy a new toy or watch a movie?** (Answers may vary.)

- We choose to do those things because they will make us happy.
- **But have you ever bought a toy you really wanted and then gotten bored with it later?** (Yes.)
- This tells us that the happiness that objects and activities give us never lasts forever.

When Saint Augustine was young, he thought he could find happiness by disobeying his mother and even by stealing!

- Sometimes we think we will be happy by making a bad choice.
- For example, if we always put ourselves first and act selfishly, we think we may be happy.
- **Instead of being selfish, what should we do that would really make us happy?** (Share our things.)
- Saint Augustine learned that only God gives us true happiness.

God created us to love. That means that only love will make us truly happy.

- **What is a time when you did something loving and kind for someone else, like taking care of someone in need?** (Answers may vary.)
- Whenever we love God and others, we will always be truly happy.

**Challenge:** If your heart is ever restless, open it to God and He will give you peace and happiness.

### Review Chapter 1, Lesson 2

**Who can create something out of nothing?** (God.)

**What do we mean by the visible world?** (The world that we can see with our eyes.)

**What do we mean by the invisible world?** (The world that we cannot see with our eyes.)

**Where is God's home, where there is perfect love and happiness?** (Heaven.)

**What creatures did God create that are pure spirit?** (Angels.)

## Let's Celebrate Our Faith

Begin and end with the Sign of the Cross.

**Lord God, You are all-powerful. You created both the visible and the invisible world. We are thankful that You send angels to help and protect us. Amen.**

Let's pray the Our Father together. See page 335 of the Student Text (page 383 of the Teacher Manual).



## LESSON 3

### The Blessed Trinity

A mystery is a belief we cannot fully understand. Through faith, we can come to understand more about the mysteries of God. God reveals the mystery of the Blessed Trinity to us.

The **Blessed Trinity** is one God in three Divine Persons. The Divine Persons of the Blessed Trinity are the Father, Son, and Holy Spirit. God Himself is a perfect communion of love: Father, Son, and Holy Spirit. **Communion** is a sharing or exchange of love. God created us to share in His love.



8 Chapter 1

## Let's Prepare Our Hearts

**Prayer: Sacred Art Reflection:** Detail from *Adoration of the Trinity*, by Albrecht Dürer **V**

Direct the students to look at the artwork on page 8 of the Student Text. Begin and end with the Sign of the Cross.

**Almighty God, as we look at this beautiful work of art, we ask for the grace to know You more deeply as our Creator, our Father, and our friend.**

Look carefully at this painting of the Blessed Trinity. (Pause.)

- Notice God the Father lovingly holding up His Son, Jesus. We can see that the Father is *giving* His love to His Son. (Pause.)
- Jesus *receives* the love of the Father, and in return, He is giving up His life on the Cross to take away our sins. Jesus gives up His life because He loves us. (Pause.)
- The dove above the Father reminds us of the Divine Person of the Holy Spirit. The Father and Son send the Holy Spirit to give us the love of the Blessed Trinity in our hearts.
- Through faith, we know and believe that there is one God in three Persons. (Pause.)

**Most Holy Trinity, help us to see Your love and to love as You love. Amen.**

### Review Chapter 1, Lesson 2

**Who can create something out of nothing?** (God.)

**What do we mean by the visible world?** (The world that we can see with our eyes.)

**What do we mean by the invisible world?** (The world that we cannot see with our eyes.)

**Where is God's home, where there is perfect love and happiness?** (Heaven.)

**What creatures did God create that are pure spirit?** (Angels.)

## Let's Proclaim the Good News

Let's quiet our hearts and minds to hear the truth we believe:

**God created the world out of love for us.**

## Let's Learn about Our Faith

**Lesson 3 Focus: The Blessed Trinity is one God in three Divine Persons. **V****

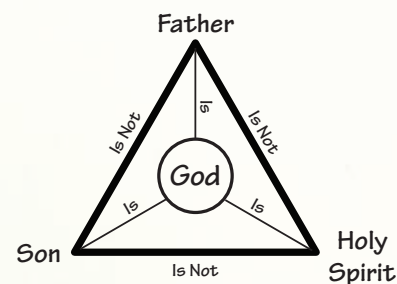
See "Digging Deeper: The Holy Trinity Is Revealed in Creation" sidebar on page 13.

**Is there a subject in school that is difficult for you to understand?** (Answers may vary.)

- Even though certain things may be hard for us to understand, they are still true.
- For example, if we cannot understand and solve a math problem, the correct answer is still true.
- It is the same with the mysteries of God. A mystery is a belief that goes beyond our understanding.
- Even though we may not fully understand something about God, His mysteries are still true. While we may never fully understand the mysteries of God, we can come to understand them more deeply with God's help.

One of the mysteries of God is that He is a Blessed Trinity. This means that there is one God in three Divine Persons.

- Let's look at a diagram to help us understand this mystery. **Copy doodle.** Point to each word or Person when discussed.



- **Who are the three Divine Persons of the Blessed Trinity?** (Father, Son, and Holy Spirit.)
- Look at the diagram. **Is the Father God?** (Yes.) **Is the Son God?** (Yes.) **Is the Holy Spirit God?** (Yes.)
- **How many Divine Persons are in one God?** (Three.)
- **Is the Father the same as the Son or the Holy Spirit?** (No.)
- Diagrams like this can help us begin to understand this great mystery.



### One God in Three Persons

Add arrows to show the love between each Divine Person of the Blessed Trinity. Then fill in the blanks.

#### Mystery of the Blessed Trinity



There is one God in three Divine Persons of the Blessed Trinity.

God Himself—Father, Son, and Holy Spirit—is a perfect communion of love.

#### Faith Challenge

When we love God and others, we do something for their good. Make a sacrifice of love for someone you love.

Look at the painting on page 8 of the Student Text. This is a painting of the Blessed Trinity.

- This painting helps us see that each Person of the Blessed Trinity shares love perfectly with one another.
- **What is the Father doing that helps us see that He is giving His love to the Son?** (He is holding Him up.)
- **What is the Son, who is Jesus, doing that helps us see that He has received the love of the Father and acts in obedience to the Father?** (He is dying on the Cross.)
- Here we see the love between the Father and the Son. The Father gives Himself, and the Son receives the Father and in return gives Himself to the Father in a great act of love.
- **What do you see above the Father and the Son?** (A dove.)
- The Holy Spirit is sent by the Father and the Son to share God's love with us.
- We call this exchange or sharing of love a "communion."
- God, who is Father, Son, and Holy Spirit, is a perfect communion of Persons.

God invites us to share in the perfect communion of love that is the Blessed Trinity.

- When we pray, go to Mass, and receive the sacraments, we share in this perfect communion of love.
- Let's stop for a moment now, bow our heads, close our eyes, and allow ourselves to be aware of God's presence within us and unite our hearts to Him in love. (Pause.)

**Conclusion:** There is one God in three Persons of the Blessed Trinity. The Blessed Trinity is a perfect communion of love between the Father, Son, and Holy Spirit. God invites us to share in this perfect communion of love.

### Activity: One God in Three Persons

Turn to page 9 of the Student Text.

## Let's Live Our Faith

**Sharing in God's Love:** The Blessed Trinity is a perfect communion of love. God invites us to share in this communion of love.

We enter this communion of love at our Baptism. We must not ignore this great gift. We can love God in return and love one another. Loving God and others means desiring or doing something for their good, not ours.

For example, we can love a friend by including him in our game or conversation so that he is not lonely.

- When we love others for their good and not ours, it may require us to make sacrifices.
- When we make a sacrifice, we give up something of ourselves or something that we want for someone else's good.
- For example, if you notice that your friend does not have a lunch, you can make a sacrifice by giving her part of your lunch.
- A sacrifice is something we give up for the good of another person; it can be a thing, our time, our patience, or forgiving someone when he has hurt us.
- **What are other types of sacrifices you can make for God, your family, and your friends?** (Answers may vary.)

**Challenge:** When we love God and others, we do something for their good. Make a sacrifice of love for someone you love.

### Review Chapter 1, Lesson 3

**How many Divine Persons are in the Blessed Trinity?** (Three.)

**What are the names of the three Divine Persons of the Blessed Trinity?** (Father, Son, and Holy Spirit.)

**There are three Divine Persons. Does that mean there are three Gods?** (No. There is one God.)

**What do we call the sharing or exchange of love between the Persons of the Blessed Trinity?** (Communion.)

**Does God invite us to share in this love?** (Yes.)

## Let's Celebrate Our Faith

Begin and end with the Sign of the Cross.

**Most Holy Trinity, You are a perfect communion of love. You invite us to share in this love. We ask for the grace and virtue that we need to love You in return. Amen.**

Let's pray the Our Father together. See page 335 of the Student Text (page 383 of the Teacher Manual).

## LESSON 4

### God Shares His Love

God's life and love in our souls is called **grace**. God shares grace with us. Grace is a free gift. With grace, we receive virtues. A virtue strengthens us to be holy. Virtue helps us do what is good. When we are baptized, we receive grace. We also receive theological virtues called faith, hope, and charity. Faith helps us believe in God and what He teaches. With hope, we can trust in God and His plan of love. With charity, we can love as God loves. Through charity, we love God above all else. We can also love others as God loves them.

#### The Theological Virtues

Fill in the blanks.

Faith gives us strength to believe.

Hope gives us strength to trust.

Charity gives us strength to love.

f aith

c harity

h ope



10 Chapter 1

## Let's Proclaim the Good News

Let's quiet our hearts and minds to hear the truth we believe:

**God created the world out of love for us.**

## Let's Learn about Our Faith

**Lesson 4 Focus:** God gives us grace and the theological virtues so that we can share in His love.

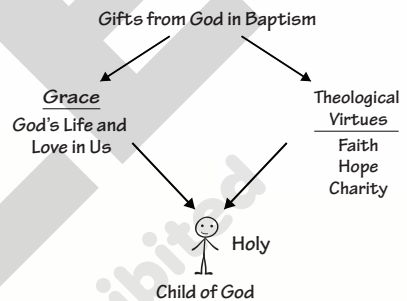
See doodle.

**How do you think God shares His love with us?**  
(Answers may vary.)

- Add "Gifts from God in Baptism."
- When we are baptized, God gives us grace. Baptism is the first sacrament we receive.
- Grace is God's free gift of His life and love in us. Add "Grace" and "God's Life and Love in Us." Add arrow to "Grace."
- When we are baptized, we have God's life and love *in us*! In Baptism, we become children of God. Add stick person. Add "Child of God."
- God's life and love in us help us live as children of God. **What do you think it means to live as children of God?** (Answers may vary.)
- When we live as children of God, we are holy and virtuous.
- To be holy means that we are pure and set apart by God. God's grace makes us holy. Add "Holy."
- We also are virtuous when we live as children of God.

**What word does "virtuous" sound like?** (Answers may vary.)

- "Virtuous" means we live with virtues.
- In Baptism, we receive the three theological virtues of faith, hope, and charity. Add "Theological Virtues" and "Faith," "Hope," and "Charity." Add arrow to "Theological Virtues."
- The theological virtues strengthen us to do what is good and to be holy. Add arrows to stick person.



## Let's Prepare Our Hearts

### Prayer

Begin and end with the Sign of the Cross.

**God, we thank You for Your love and goodness! Open our eyes of faith to see how You share Your love with us. Amen.**

### Review Chapter 1, Lesson 3

**How many Divine Persons are in the Blessed Trinity?** (Three.)

**What are the names of the three Divine Persons of the Blessed Trinity?** (Father, Son, and Holy Spirit.)

**There are three Divine Persons. Does that mean there are three Gods?** (No. There is one God.)

**What do we call the sharing or exchange of love between the Persons of the Blessed Trinity?** (Communion.)

**Does God invite us to share in this love?** (Yes.)

### For the Teacher

#### Digging Deeper: Types of Grace

Grace is "a participation in the life of God" (CCC 1997; emphasis added). We name grace according to the effect it has upon us. Sanctifying grace is the indwelling of God. It is a stable disposition that makes us just and holy. It "perfects the soul itself to enable it to live with God, to act by his love" (CCC 2000). It remains in us after Baptism so long as we don't have unrepented mortal sins on our souls. By actual grace, God intervenes to help move us toward conversion or greater holiness. Sacramental graces are the unique spiritual gifts given in each of the seven sacraments. For example, the Sacrament of Reconciliation gives us the grace to avoid future temptation.

### Faith Alive: Strength to Be Holy

Finish each sentence. Write what you will do to live with each virtue.



I will believe and live with faith by \_\_\_\_\_



I will trust and live with hope by \_\_\_\_\_



I will love and live with charity by \_\_\_\_\_

#### Did You Know?

"Theo" means something of God. Faith, hope, and charity are *theological* virtues. They are from God, and they lead us back to God!

11

Open your Student Text to page 10. **What does this diagram look like?** (A tree.)

- **How do water and nutrients get to the tree to make it strong and healthy?** (Roots.)
- We call this a virtue tree. **What are the three "roots" that make this tree grow strong and healthy?** (Faith, hope, and charity.)
- This tree shows us that we need faith, hope, and charity to grow into holy children of God.

These virtues are from God, and they lead us back to God.

- **Can we become holy on our own?** (No.) We need God's help to be holy.
- Therefore, He gives us grace and the theological virtues so we can be holy.

We can receive these virtues only from God.

- With faith, we believe in God and His plan of love for us.
- With faith, we can believe in the invisible world that we cannot see with our eyes. With faith, we can believe the truths God teaches us through the Church.
- With hope, we can trust that God will take care of us and that He has a plan for us.
- Hope gives us confidence that if we remain in God's grace, we will go to Heaven. We can trust that God wants us to be happy in this life and in the next.
- With charity, we share in God's perfect love. We can love God above all things.
- When we love God above all things, we listen to Him and obey Him out of love. With charity, we can love others as God loves them.

Through virtue and grace, we can live as God's holy children.

**Conclusion:** God shares His life and love with us by giving us grace and the theological virtues. Faith, hope, and charity strengthen us to live as God's holy children.

### Activity: The Theological Virtues

Turn to page 10 of the Student Text.

## Faith Alive

**Strength to Be Holy:** Through the theological virtues, we can be holy. When we are holy, we live as children of God.

- **When you think of who you are, what do you think about?** (Pause.) Maybe you think of yourself as a good student, a soccer player, a *Star Wars* fan, a child of your parents, and so forth.
- **But do you also want to be a holy child of God and a virtuous person?** (Pause.)

The theological virtues strengthen us to do what is right. In the following situations, tell what virtue will help you do what is right and live as a child of God.

- Your family is on a road trip. Everyone wants the best seat in the car. **What virtue will strengthen you to be kind and loving to give up the best seat?** (Charity.)
- You want to become a saint. But you have a bad habit of teasing your little sister; no matter how hard you try, you just keep teasing her. **What virtue will help you trust that the Holy Spirit will lead you to change your ways?** (Hope.)
- No matter how loving our families are, all families struggle at home in one way or another. One day you are very upset because everyone at home is arguing. **What virtue will strengthen your belief in God and encourage you to go into your room and pray in front of a crucifix?** (Faith.)

Turn to page 11 of the Student Text and complete the three sentences in the space provided.

### Review Chapter 1, Lesson 4

**What do we call the free gift of God's life and love in our souls?** (Grace.)

**God gives us the theological virtues in Baptism so that we can become what kind of children of God?** (Holy.)

**What are the three theological virtues that God gives us in Baptism?** (Faith, hope, and charity.)

**We can love God above all else through what virtue?** (Charity.)

**With true charity, or love, do we desire the good of another or the good of just ourselves?** (Another.)

## Let's Celebrate Our Faith

Begin and end with the Sign of the Cross.

**Lord God, thank You for giving us the theological virtues of faith, hope, and charity. We give You our lives and everything we do. Help us live as Your holy children. Amen.**

Let's pray the Our Father together. See page 335 of the Student Text (page 383 of the Teacher Manual).



## REVIEW

### Chapter 1 Review: Our Loving Creator

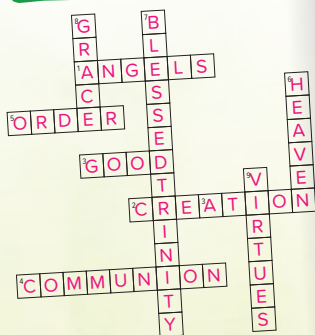
Fill in the crossword puzzle using the fill-in-the-blank answers from the sentences below.

#### Across

- God created \_\_\_\_\_. They are pure spirit.
- \_\_\_\_\_ is everything that God has made.
- Everything God created is \_\_\_\_\_.
- The Blessed Trinity is one God. He is a \_\_\_\_\_ of love.
- God created the world with \_\_\_\_\_.

#### Down

- We will be perfectly happy with God forever in \_\_\_\_\_.
- The \_\_\_\_\_ is one God in three Divine Persons.
- \_\_\_\_\_ is the free gift of God's life and love in us.
- God gave us three theological \_\_\_\_\_ at our Baptism. These are faith, hope, and charity.



Think about the following question. Then answer it in your own words.  
Write in complete sentences. Why did God create the world?

12 Chapter 1

## Take Home

The take-home pages are located on pages 13–14 of the Student Text and on the teacher and parent portals. These pages are the story from *Gabriel's Quest* and the Family Faith page. Please send pages 13–14 home with the students.

## Gabriel's Quest

### Call to Order V

**Lesson Link: God created an ordered world with everything we need to live, love, and be happy.**

Gabriel Romero sat at the kitchen table eating breakfast. It was the morning of the first day of second grade. There was a lot of shouting and rushing in other parts of the house. The rest of the kids were getting ready for school.

Uncle Jon Perry stood next to the kitchen counter. He sipped his coffee and laughed. "It's like this every year. They're like a bunch of squirrels," he said.

Uncle Jon wasn't really Gabriel's uncle. Uncle Jon was a distant relative. But he was like an uncle to Gabriel. Just like Belle Perry was like an aunt. And their kids were like very close cousins.

Gabriel had moved in with the Perry family early in the summer because his grandmother had a stroke. She could no longer take care of Gabriel. Now she lived in a special home. Gabriel's mother had died when he was a baby. His father was overseas doing special jobs for the army. He liked living with the Perrys.

Gabriel heard shouts and banging upstairs. Twelve-year-old Andrew called out about a missing shirt. Eleven-year-old Lizzy couldn't find her favorite notebook. Nine-year-old Nick had put on mismatched socks. Nick's twin sister, Samantha, was upset because she had spilled toothpaste on her school uniform skirt.

"Jon!" Aunt Belle cried out.

"Coming!" Uncle Jon called back. He put down his coffee mug and sprinted up the stairs. Gabriel smiled and shook his head.

Gabriel and the Perry family made it to St. Clare of Assisi Catholic School just in time for the morning assembly.

Gabriel sat with the other second graders near his new teacher, Sister Teresa. Sister Teresa was a round, cheerful woman. After the morning assembly, she led the kids to their class. Gabriel walked into the room and was shocked by what he saw.

The desks and chairs were not in rows. They were all pushed to one side of the room. Some were tipped over and upside down. The walls were empty. The window blinds hung lopsided.

"Come in!" Sister Teresa said as if nothing was wrong.

The kids moved to the middle of the room. They were confused. There was nowhere to hang their coats or put their things.

Sister Teresa stood at the front of the class. She asked, "What's wrong?"

*(Continued on page 13)*

## Let's Remember Our Faith

Review the chapter by asking the students the following:

**What is meant by "creation"?** (Everything God has made.)

**Where is God's home, where there is perfect love and happiness?** (Heaven.)

**What creatures did God create that are pure spirit?** (Angels.)

**How many Divine Persons are in the Blessed Trinity?** (Three.)

**Is there one God or three Gods?** (One.)

**What are the names of the Divine Persons of the Blessed Trinity?** (Father, Son, and Holy Spirit.)

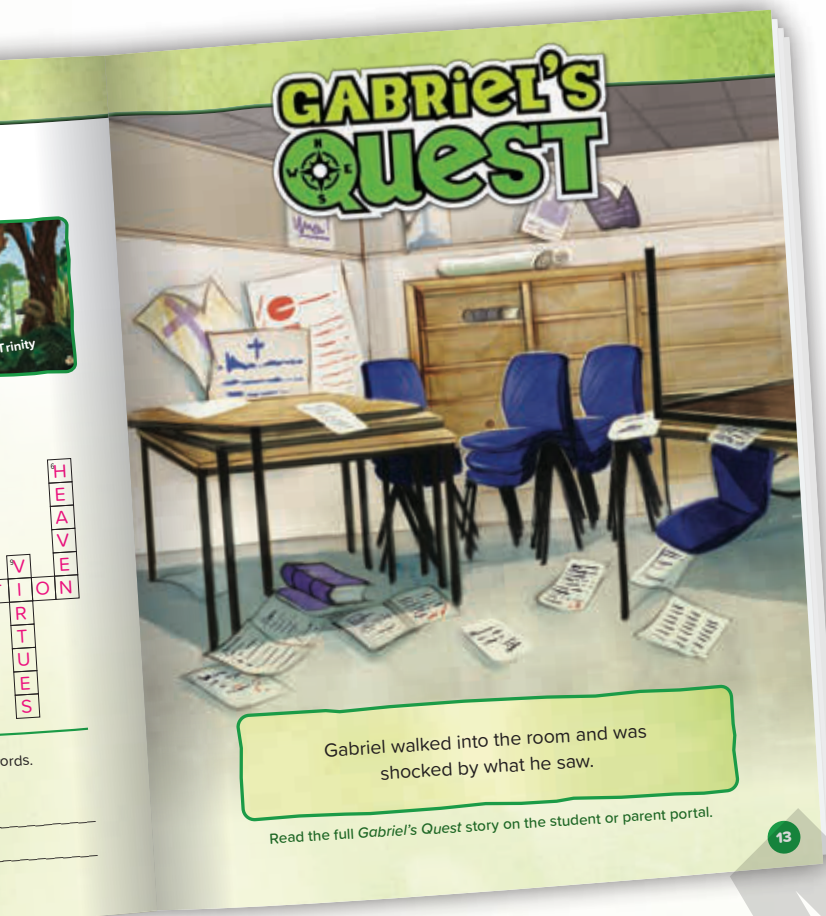
**What do we call the sharing or exchange of love between the Persons of the Blessed Trinity?** (Communion.)

**What are the three theological virtues that God gives us in Baptism?** (Faith, hope, and charity.)

**What do we call the free gift of God's life and love in our souls?** (Grace.)

### Chapter 1 Review: Our Loving Creator

Turn to page 12 of the Student Text.



*(Gabriel's Quest continued)*

"It's a mess," said Gabriel's friend Sean.

"What's wrong with a mess?" Sister Teresa asked.

"Where are we supposed to sit down?" asked a girl named Zelda.

"Where do we put our stuff? How will we get our work done?" asked the other kids.

"Oh! You need places to put your things? You want to get work done?" Sister Teresa asked with a big grin. "You came to school thinking everything should be arranged so you can learn. Is that right?"

The kids said yes.

Sister Teresa waved for them to gather around her. She said in a warm voice, "Long before school started this morning, the teachers in this school worked very hard to make sure everything was the way it should be. That's one way we show how much we care about you."

"Does this mean you don't care about us?" a boy named Max asked.

Sister Teresa laughed. "I care deeply about you. That's why I wanted you to learn this little lesson."

Just then, Father Cliff, Deacon Chuck, and Mr. Norm came into the room. "Are you ready?" asked Father Cliff.

Sister Teresa said, "Yes, Father."

Together, the grown-ups quickly put the tables and chairs in neat rows. Sister Teresa invited the students to help. Posters and pictures were hung on the walls. The closets were opened for the coats. The cubbyholes were all set up. Finally, everyone was able to sit down and the school day really began.

Sister Teresa looked cheerfully at the class. "Long before any of us got here, God created the world," she said. "He put everything in place for us because He loves us. He has given us the things we need to live, learn, love, and get to Heaven."

"But I liked the room the way it was before," Gabriel's friend Philip said. "It reminded me of my bedroom."

Sister Teresa and the students laughed.

#### Questions:

1. **What was wrong with a messy classroom?** (Answers may include the students weren't able to put their things away, they couldn't learn, and they felt uncomfortable.)
2. **What did the students learn a clean classroom meant?** (Answers may include the teacher loves them, a clean classroom makes a difference, and they are happier in a clean classroom.)
3. **Do you see order in the world? Where?** (Answers may include the order of night and day, days of the week, seasons, pear trees make pears, and the temperature in most of the world is perfect for people.)
4. **Why do you think there is order in the world?** (Answers may include God loves us, God wants us to be happy, and God is perfect and all-powerful and wise.)

**Optional:** Have students use their journal pages to reflect on Question 3: **Do you see order in the world? Where?** Journal pages are available on the teacher and student portals.

#### For the Teacher

##### Digging Deeper: The Three Archangels

Only three angels in the Bible are ever named. Saint Michael, whose name means "Who is like God?," is mentioned in the Books of Daniel and Revelation and the Letter of Saint Jude. He guards Israel and defeats Satan. Saint Gabriel, whose name means "God is my strength," appears in the Gospel of Luke. He announces the coming of Saint John the Baptist and Jesus. Saint Raphael, whose name means "God has healed," appears in the Book of Tobit as the disguised traveling companion of Tobias, who helps him drive off a demon and heal his father, Tobit.

##### Digging Deeper: The Holy Trinity Is Revealed in Creation

While the Apostles' Creed calls God the Father "Creator of Heaven and earth," the Church teaches that "Creation is the common work of the Holy Trinity" (CCC 292). The Gospel of John affirms that "in the beginning was the Word. . . . All things were made through him," the Son of God (1:1, 3). The Book of Genesis says that "the Spirit of God was moving over the face of the waters" (1:2). As Saint Irenaeus said, we can understand the Son and Spirit in a sense as the "hands" of the Father in the act of Creation.

## Chapter 1 Optional Activities

### God's Creation Painting

#### Materials:

- Construction paper or large blank paper; one per student
- Pencils
- Watercolor paints

Have the students use their pencils to sketch lightly a picture of God's creation. Encourage them to be creative! This could look like a beautiful scene from nature, or a solar system, or even include some of God's invisible creation such as angels. Next, encourage the students to finish their works of art by painting them neatly with watercolors. This would make a great display in the classroom or hallway, showing the beauty of God's creation! Ask each student to tell what his sketch tells us about God.

### Creation Order Game

#### Materials:

- Pattern is on the teacher portal; one per team
- 1 dice
- Scissors

Review the Scripture Creation account with the students. See Lesson 1 Focus.

Form teams of two or three students. Give each team their patterns and have them cut them out. Then have each team match up the creation squares with the appropriate day labels (they can correct the order as the game progresses).

Each team will take turns rolling the dice and then calling out what they have agreed happened on that day. Example: A 2 is rolled. The team calls out "Light and Darkness." The answer is wrong. They do not get a point, and each team gets to rearrange their cards in response to that answer being right or wrong. The dice will then be passed to the next team and the steps will be repeated.

Have each team take as many turns as time allows.

Have the students call out "Thank You, God, for creation!" each time you tell a team their answer is correct.

### Navigating the Bible

#### Materials:

- Bibles; one per student
- Bookmarks of some sort; one per student

Before starting, explain that the Bible can seem intimidating, but with a little practice they can be experts at navigating it!

First, explain the following. The Bible is divided into the Old Testament and New Testament. The Old Testament is first, and the New Testament is second. When people use the Bible, they *look up a verse*. Write the citation John 3:16 on the board as an example.

**Step 1.** Explain that the book title comes first in a Bible citation. Together, turn first to the Book of Genesis, then to Exodus, and then to the Gospel of Matthew (see table below). As you go, write the book on the board. When they are on the correct page, they raise their hands. When they look up Matthew, have them place a bookmark at the beginning of the book as a reference.

**Step 2.** Introduce chapter numbers. These are the first numbers that follow the book title. They are the big numbers in the book. As you go, add these numbers to the books you have already listed on the board. Repeat the process as above.

**Step 3.** Introduce the verse number(s). These are the numbers that follow the *colon*. They are the little numbers in the book. If it is more than one verse, then they put a dash to show from what verse number to another you're supposed to read. Repeat the process as above. This time, once everyone has found it, have a volunteer read the verse(s) aloud for the class.

Practice finding specific passages as much as needed. When students are ready to work alone, provide them the handout (as on page 390–91 of the Teacher Manual).

Reference for teachers in class instruction:

Step 1: Book	Step 2: Chapter	Step 3: Verse(s)	Teacher Notes
Genesis	2	:15–17	Man (Adam) in the Garden of Eden
Exodus	14	:21	Parting of Red Sea
Matthew	2	:1–4	Wise Men and Herod