

BASEMAT MB-400 WITH L-3 FRAME

DESCRIPTION: BASEMAT MB-400 VINYL HINGE ROLL-UP MAT WITH L-3 RECESSED ALUMINUM FRAME

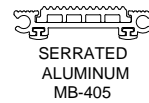
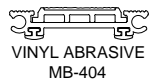
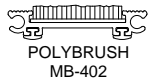
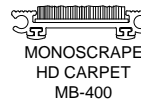
base|specialties

525 1st St.
Farmington, MN 55024
www.base-spec.com 866-391-6216

*INSERT TYPE:

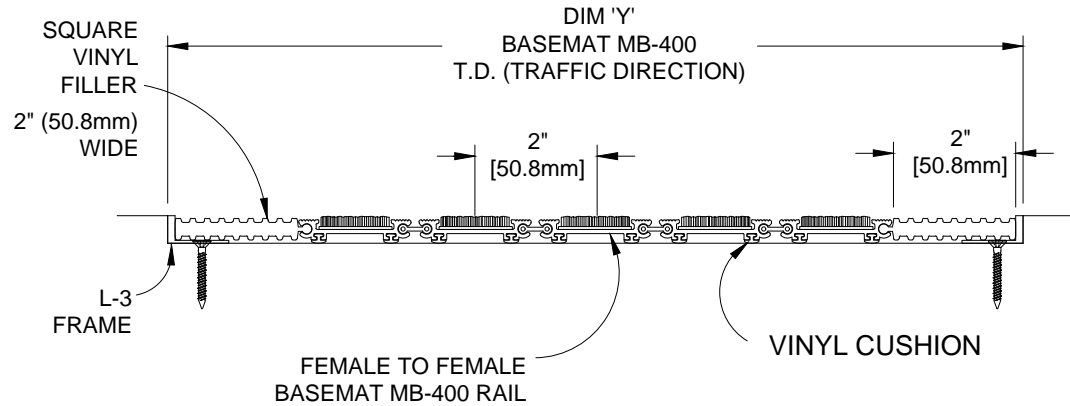
*INSERT COLOR:

BASEMAT MB-400 INSERT TYPES

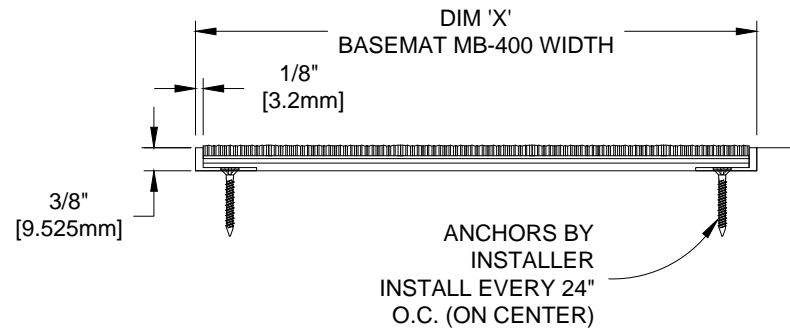


* OPTIONS AVAILABLE AT BASE-SPEC.COM

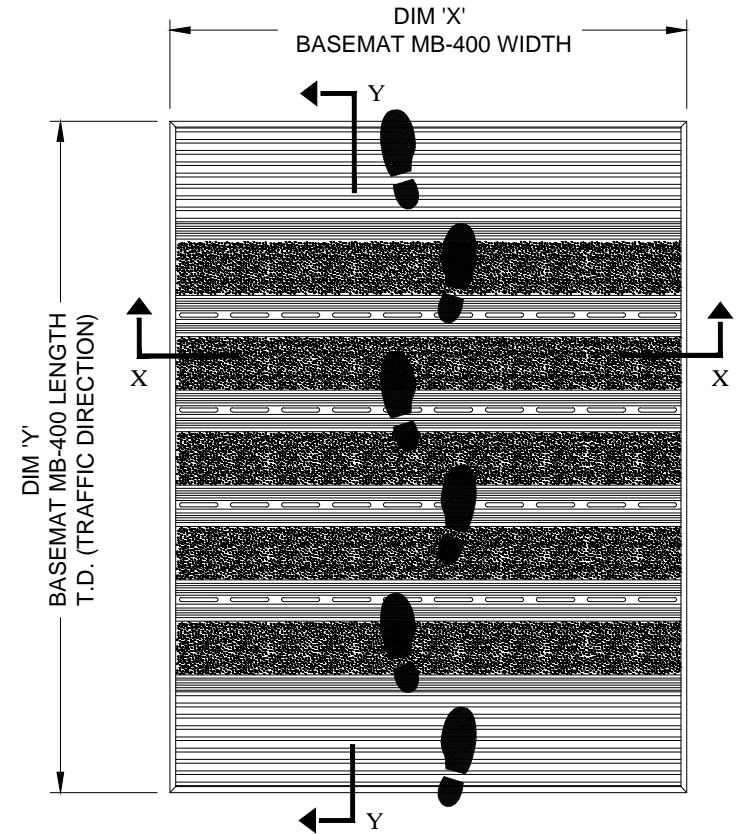
SECTION Y-Y



SECTION X-X



PLAN VIEW



NOTES:

* SCALE: NTS

- * VERIFY TRAFFIC DIRECTION - TRAFFIC TO RUN PERPENDICULAR TO RAILS
- * IF MULTIPLE SECTIONS, VERIFY SECTIONING DOES NOT OCCUR IN TRAFFIC PATH
- * MAX SINGLE MAT SIZE NOT TO EXCEED 12'-0" (3.66M) IN WIDTH (DIM "X") OR 100 SQ. FT.
- * VINYL FILLER TO BE TRIMMED IN FIELD FOR TIGHT FIT (N/A FOR SURFACE MOUNT APPLICATIONS)
- * MAT DIMENSIONS ALLOW FOR CLEARANCE BETWEEN MAT SECTION(S) AND FRAME(S) IN WIDTH (DIM "X")
- * ANCHORS BY INSTALLER CHOICE INSTALLED INTO FRAME(S) EVERY 24" ON CENTER, 6" FROM FRAME CORNERS
- * BASEMAT MB-400 SUPPORTS 350 LBS ROLLING LOAD - FOR ADDITIONAL CAPACITY CONTACT INFO@BASE-SPEC.COM
- * ADDITIONAL PRODUCT INFORMATION MAY BE FOUND AT WWW.BASE-SPEC.COM
- * ALTERNATING INSERT TYPES AVAILABLE

basemat-mb-400-L3.dwg

QTY	LOCATION	DIM "X" (WIDTH)	DIM "Y" (LENGTH)	FINISH	NOTES	PROJECT:
						CONTRACTOR:
						DRAWN BY:
						DATE:
						SHEET: