

# BASEMAT MB-300 WITH ALL VINYL SIDES AND REVERSE MITERED L-3 FRAME

DESCRIPTION: BASEMAT MB-300 ALUMINUM HINGE ROLL-UP MAT WITH ALL VINYL SIDES AND REVERSE MITERED RECESSED L-3 ALUMINUM FRAME

base|specialties

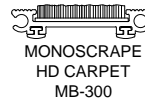
525 1st St.  
Farmington, MN 55024  
www.base-spec.com 866-391-6216

\*INSERT TYPE:

\*INSERT COLOR:

\* OPTIONS AVAILABLE AT BASE-SPEC.COM

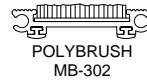
## BASEMAT MB-300 INSERT TYPES



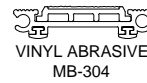
MONOSCAPE  
HD CARPET  
MB-300



VINYL  
MB-301



POLYBRUSH  
MB-302

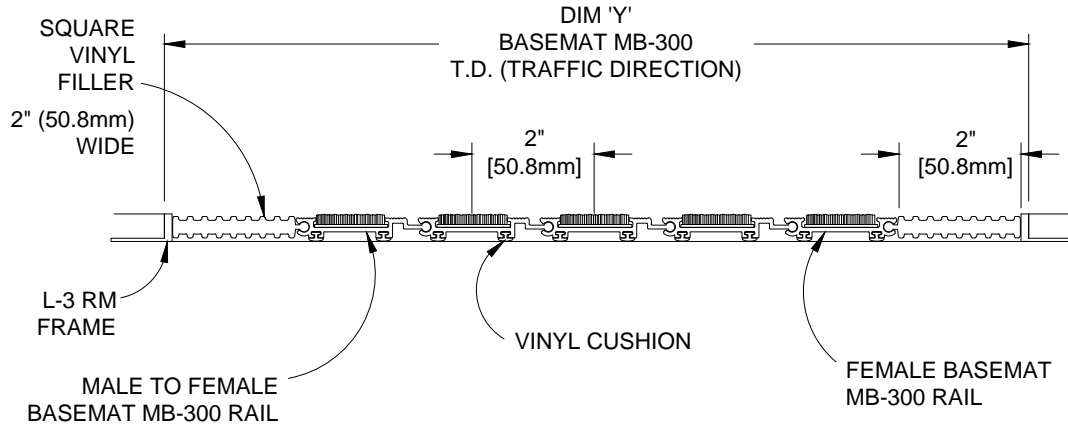


VINYL ABRASIVE  
MB-304

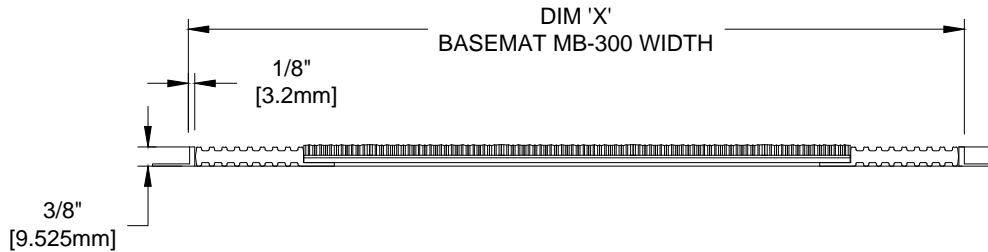


SERRATED  
ALUMINUM  
MB-305

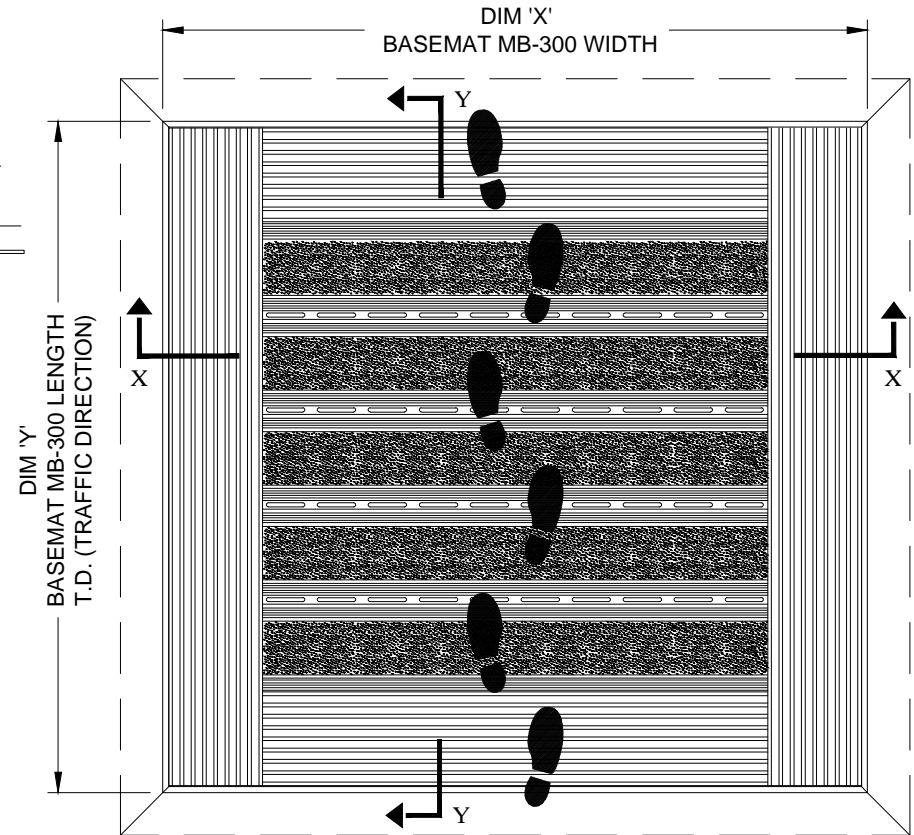
## SECTION Y-Y



## SECTION X-X



## PLAN VIEW



### NOTES:

\* SCALE: NTS

- \* VERIFY TRAFFIC DIRECTION - TRAFFIC TO RUN PERPENDICULAR TO RAILS
- \* IF MULTIPLE SECTIONS, VERIFY SECTIONING DOES NOT OCCUR IN TRAFFIC PATH
- \* MAX SINGLE MAT SIZE NOT TO EXCEED 12'-0" (3.66M) IN WIDTH (DIM "X") OR 100 SQ. FT.
- \* VINYL FILLER TO BE TRIMMED IN FIELD FOR TIGHT FIT (N/A FOR SURFACE MOUNT APPLICATIONS)
- \* MAT DIMENSIONS ALLOW FOR CLEARANCE BETWEEN MAT SECTION(S) AND FRAME(S) IN WIDTH (DIM "X")
- \* ANCHORS BY INSTALLER CHOICE INSTALLED INTO FRAME(S) EVERY 24" ON CENTER. 6" FROM FRAME CORNERS
- \* BASEMAT MB-300 SUPPORTS 350 LBS ROLLING LOAD - FOR ADDITIONAL CAPACITY CONTACT INFO@BASE-SPEC.COM
- \* ADDITIONAL PRODUCT INFORMATION MAY BE FOUND AT WWW.BASE-SPEC.COM
- \* ALTERNATING INSERT TYPES AVAILABLE

QTY	LOCATION	DIM "X" (WIDTH)	DIM "Y" (LENGTH)	FINISH	NOTES	PROJECT:
						CONTRACTOR:
						DRAWN BY:
						DATE:
						SHEET: