

rousseau

Think Innovation, Durability, Quality

- Thousands of Options
- Same Quality
- Same Lead Time

Spider® Shelving System



Evolution

Other Rousseau product lines



1.866.463.4270
info@rousseau-metal.com
rousseau-metal.com



Spider® Shelving System

“Versatile solutions for your individual storage needs.”

With its quick assembly and sturdy construction, the Spider® Shelving System is the most complete and versatile system on the market.

It is the only system that allows efficient storage of small, medium and large parts storage in the same unit by combining industrial shelving, Mini-racking and drawers in shelving.

As it is designed for intensive use, the system can be used to its full potential in your warehouse, parts department, maintenance workshop, distribution center, and much more.



R5XEE-2008

Spider® Industrial Shelving



SHC4001

An extremely versatile structure to which a wide range of accessories can be added.

Assembly is simple: shelves are installed on the posts using 4 compression clips in 14 gauge steel.

Perforations on the post at every 1" c/c for easy and fast shelf adjustments. Standard load capacity can reach 800 lb. depending on dimensions and 1100 lb. by adding reinforcements.

Open and closed shelving available.

Spider® Mini-racking



SRE5127S

The steel beams are designed for several types of decking: steel, wire mesh and wood.

Load capacity up to 1925 lb.

Beams hook onto the front of the posts ensuring a sturdy structure and assembly in just minutes.

Common post for Mini-racking and industrial shelving.

Spider® Mobile Shelving and Mini-racking



SRE4010M



SRE4515WM

A new heavy-duty base has been specially designed so you can easily and safely move a load of up to 1000 lb. per unit!

This flexible new solution combines the same high quality standards and modular design of Rousseau shelving and Mini-Racking with the practicality of mobility.

These new bases offer many advantages:

- Clear the floor area to facilitate cleaning under shelving
- Quickly reconfigure your department
- Move furniture closer to workstations
- Etc.

Depending on your needs, you can choose between 4" or 6" casters for the mobile base that installs under the units.

You can also choose accessories, such as handles to facilitate moving units, or protective plastic corners to prevent damage from impacts.

Shelving Accessories

Here are some of the possibilities.

Doors



Spool Support



Louvered Panel for Plastic Bin



Partial Divider



Perforated Panel and Hooks (5S)



Vertical Security Bar





A shelving system designed to evolve at the same pace as your business.

Combining Shelving, Mini-racking and Drawers



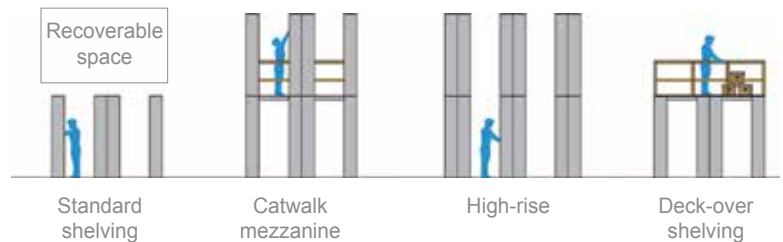
By installing Rousseau modular drawers in your storage unit combined with Mini-racking, both bulk and high-density storage can be installed in the same unit.

The common post is the cornerstone of the structure. Its unique T-shape provides up to 7 fixing zones for different applications. Plus, its hollow center enables installations without interference.

Multi-Level Shelving



Lack of space? Before building on an addition, think about Rousseau multi-level shelving. It allows you to increase efficiency by using the space you already have to the maximum in height, width and depth.



Record Storage



With the Rousseau record storage system, wasted space is a thing of the past. Our specially constructed shelving system was designed with the popular sizes of record storage boxes in mind.

CDSA, City of Québec



www.rousseau-metal.com



R5XEE-4001



SRE4544SM

rousseau

Since 1950 Rousseau has been designing, engineering and manufacturing modular storage systems for a variety of markets. Our 183,000 square foot facility, a sign of our growth and vitality, is equipped with cutting edge technology.

We offer a complete and integrated solution for all of your storage needs: drawers for shelving and cabinets, industrial shelving, Mini-racking, workstations, toolboxes and more.

Visit us at www.rousseau-metal.com for all the details.

Rousseau product line




Modular Drawer System

Spider® Shelving System

Workstation System

Toolbox System



®

Rousseau Métal inc.

105, avenue de Gaspé Ouest
Saint-Jean-Port-Joli (Québec)
G0R 3G0 CANADA

Telephone : 418.598.3381

Fax : 418.598.6776

E-mail : info@rousseau-metal.com

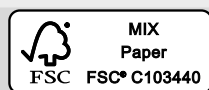
rousseau



YouTube



www.rousseau-metal.com



7PS00A00
S00-AL14A

Rousseau is continuously improving its products and reserves the right to make any modifications judged necessary.

COLORS


Standard Colors

The colors may differ slightly from those illustrated.

Avalanche Blue 055	Everest Blue 051	Classic Blue 052	Midnight Blue 057	Glossy Sapphire Blue 560	Boreal Green 102
Glossy EverGreen 1025	Black 091	Glossy Black 902	Beige 041	Frost White 061	Light Gray 071
Charcoal Gray 072	White 616	Glossy Yellow 208	Sienna Orange 085	Flame Red 081	Glossy Carmine Red - 806

Handle End Caps and Door Handle

Note: For custom colors, contact our customer service representatives.



Ocean Blue
011

Black
031

Orange
021

Toll free end-users:

1.866.463.4270

Toll free distributors:

1.800.463.4271

Distributors:

www.e-rousseau.com

End-users:

www.rousseau-metal.com

Proposal product numbers shown on the cover: R5XEE-2008

For more information, please contact your local distributor :

advanced equipment
CO. INC.

www.aecmd.com - 800-648-2600