

NEVER SETTLE

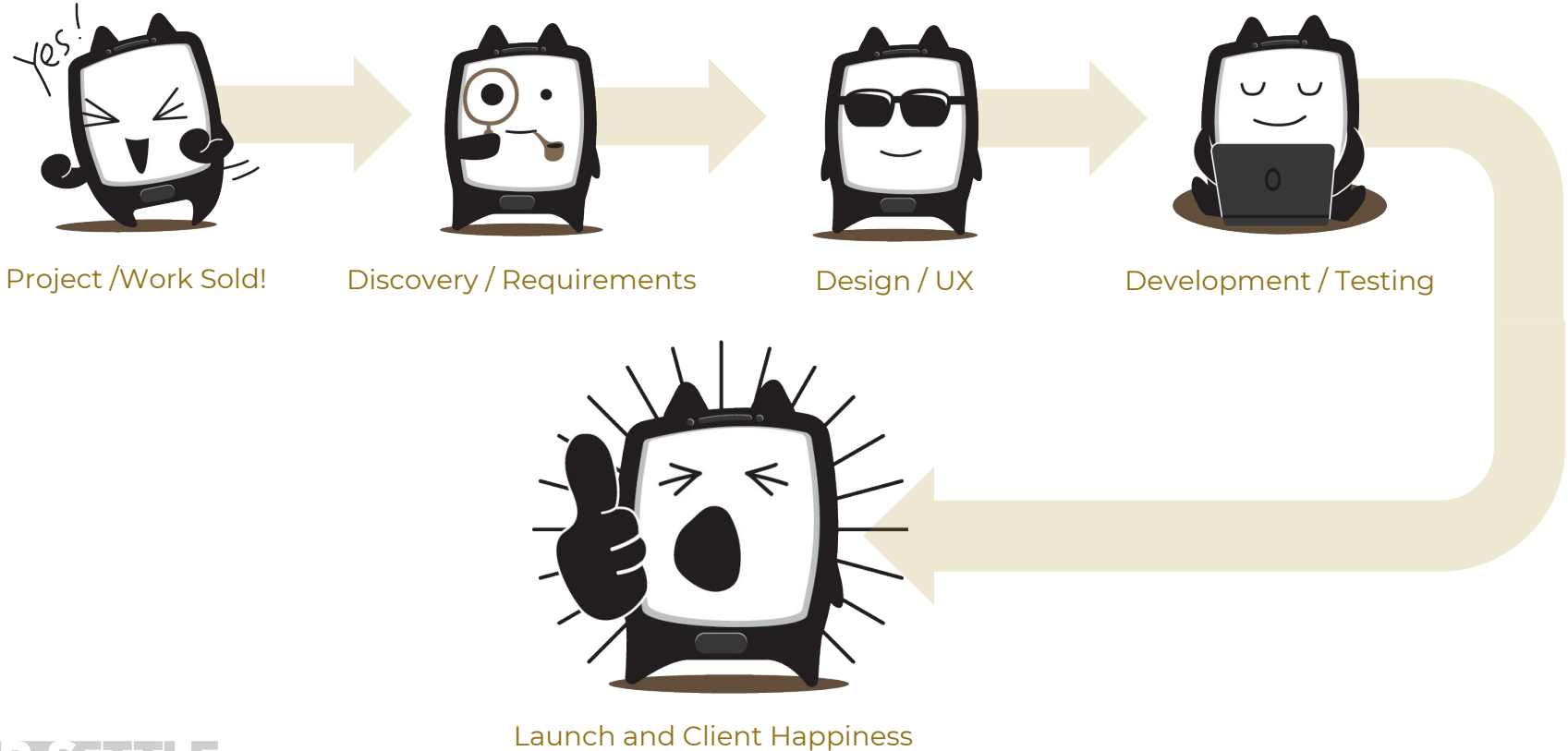


LET'S TALK ABOUT
DESIGN
STANDARDS

UNDERSTAND & FOLLOW
THE PROCESS



BASIC PROCESS OR PROJECT OR TASK



YOU ARE PART OF THE
DESIGN PROCESS






PROJECT MANAGERS & DESIGN

Guidelines to keep in mind to setup your designers for success:

- Designers need to understand **constraints**
- Designers need existing branding and **assets early**
- **Goals and requirements must be clear**
- Involve the designer on the **discovery call** when applicable
- Understand **why the client is redesigning** when possible and when applicable
- **Assigning the correct designer** for the job



DESIGNING FOR DEVELOPMENT

Guidelines to keep in mind to setup your PM and developers for success:

- Design on a **12 column grid system** (Bootstrap)
- **Responsive Design is standard** and designs should keep this in mind and represent mobile, tablet, and desktop
- **Know your constraints**
 - Budget
 - Time
 - Feature
- **Understand existing assets, branding, style guides**
- **Clarify** requests
- **Supply assets** deliverables with final designs



DEVELOPERS & DESIGN

Guidelines to keep in mind to develop designs successfully and reduce back and forth with PM and design team:

- **Think about and be aware** of:
 - Alignment
 - Spacing
 - Line height
 - Font size, weight, and styles
 - Color palette
- All designs should be on a **grid system**
- All designs should be delivered with **optimized assets in linked client folder**
- **Responsive design is standard** and must be **developed and tested**

LET'S TALK ABOUT DESIGN
AWARENESS





NEW WOMEN'S APPAREL

Enjoy the long days, road trips, and shred missions. Apparel made for women who get after it.

[SHOP WOMEN'S APPAREL »](#)



TAILGATE PADS

Creates a barrier between your truck and bike so you can leave it on all season long for quick shuttle laps anytime.

[SHOP PICKUP PADS »](#)



PARTY COOLERS

Keep the small things organized. Round up all your loose items into one handy place.

[SHOP PARTY COOLERS »](#)

Create your first screen

Install the Chrome extension and create your first screen.

Shaul Tag 0

Shaul

5 10 20

Your filters do not match any screens.

Open + Fixed-Retest + Reported by Shaul 0

Ticket State Open

fixed-retest

Reporter

Shaul Hagen

not

push

5 10 20

Your filters do not match any screens.

Open Screens 19

Ticket State Open

☐ Select all

5 10 20

<input type="checkbox"/>		#694	Create GET/POST/PUT/DELETE endpoints for managing verses within a custom pack jim	Created 7 days ago
<input type="checkbox"/>		#693	Create the Select Chapter/Verse screen for custom packs p1 metamorph	Created 15 days ago
<input type="checkbox"/>		#692	Create the add/edit verse screen fixed-retest p1 metamorph	Created 15 days ago
<input type="checkbox"/>		#691	Create the add/edit verse pack screen p1 metamorph	Created 15 days ago

Shaul Task 3

Ticket State Open

Assignee

Shaul Hagen

☐ Select all

5 10 20

<input type="checkbox"/>		#673	In App User Feedback p2 metamorph	Created 22 days ago
<input type="checkbox"/>		#659	Adjust text/background colors where needed (v1.1) p2 metamorph	Created about a month ago
<input type="checkbox"/>		#223	Update to Sh'va vowel in Hebrew Flashcards client-hebrew hold p5	Created about a year ago

Open for Jimmy 7

Assignee Jimmy Truong

Ticket State Open

not

fixed-retest

☐ Select all

5 10 20

<input type="checkbox"/>		#694	Create GET/POST/PUT/DELETE endpoints for managing verses within a custom pack jim	Created 7 days ago
<input type="checkbox"/>		#679	Create endpoints to get available books, chapters, and verse numbers jimmy p1 metamorph	Created 20 days ago
<input type="checkbox"/>		#678	Create pack/:user_id/all endpoint to return global list of verse packs plus the user's cust	Created 20 days ago
<input type="checkbox"/>		#675	Add web portal page to view custom user packs jimmy p1 metamorph	Created 20 days ago
<input type="checkbox"/>		#672	Add NET Bible Translation to MM jimmy p1 metamorph	Created 22 days ago



NEW WOMEN'S APPAREL

Enjoy the long days, road trips, and shred missions. Apparel made for women who get after it.

[SHOP WOMEN'S APPAREL »](#)



TAILGATE PADS

Creates a barrier between your truck and bike so you can leave it on all season long for quick shuttle laps anytime.


[SHOP PICKUP PADS »](#)



PARTY COOLERS

Keep the small things organized. Round up all your loose items into one handy place.

[SHOP PARTY COOLERS »](#)



NEW WOMEN'S APPAREL

Enjoy the long days, road trips, and shred missions. Apparel made for women who get after it.

[SHOP WOMEN'S APPAREL »](#)



TAILGATE PADS

Creates a barrier between your truck and bike so you can leave it on all season long for quick shuttle laps anytime.

[SHOP PICKUP PADS »](#)



PARTY COOLERS


Keep the small things organized. Round up all your loose items into one handy place.

[SHOP PARTY COOLERS »](#)

WE ARE ALL IN THIS TOGETHER

It is the designers job to provide designs that follow these guidelines. However, if something is off the developer and PM is the last line of defense before it goes live to a client.

Raise a flag if something does not feel or look right and goes against the guidelines.




GET STOKED FOR NEW AND IMPROVED
TRANSITIONS




NEW TRANSITION CHECKLISTS COMING SOON

Project Managers, Designers and **Developers** will be receiving checklists to transition from each phase of a project or work requests to the next one.



PM DELIVERABLES FOR DESIGNERS




PM

Designer

- Brand Assets (logo, fonts, style guide, etc.)
- Constraints (time, budget, etc.)
- UX goals for design to achieve

DESIGN DELIVERABLES FOR DEVELOPMENT TEAM



Designer

Development / Testing

- Optimized Elements
- Optimized Images
- Prototype URL
- Design Spec URL

- Grid Spec Sheet
- Mobile Layout *(if applicable)*
- Tablet Layout *(if applicable)*
- Desktop Layout

WHAT ARE PROTOTYPES, DESIGN SPECS & **GRID SYSTEMS**



Getting started

An overview of Bootstrap, how to download and use, basic templates and examples, and more.

Demystify
performance
metrics.

Try free!



Processes. Apps. Hosts.
Monitor It All!
Ads via Carbon

Download

Bootstrap (currently v3.3.4) has a few easy ways to quickly get started, each one appealing to a different skill level and use case. Read through to see what suits your particular needs.

Bootstrap

Compiled and minified CSS, JavaScript, and fonts. No docs or original source files are included.

Download Bootstrap

Source code

Source Less, JavaScript, and font files, along with our docs. **Requires a Less compiler and some setup.**

Download source

Sass

[Bootstrap ported from Less to Sass](#) for easy inclusion in Rails, Compass, or Sass-only projects.

Download Sass

Bootstrap CDN

The folks over at [MaxCDN](#) graciously provide CDN support for Bootstrap's CSS and JavaScript. Just use these [Bootstrap CDN](#) links.

```
<!-- Latest compiled and minified CSS -->
<link rel="stylesheet"
href="https://maxcdn.bootstrapcdn.com/bootstrap/3.3.4/css/bootstrap.min.css">

<!-- Optional theme -->
<link rel="stylesheet" href="https://maxcdn.bootstrapcdn.com/bootstrap/3.3.4/css/bootstrap-
theme.min.css">

<!-- Latest compiled and minified JavaScript -->
```

Copy

Download

What's included

Compiling CSS and JavaScript

Basic template

Examples

Tools

Community

Disabling responsiveness

Migrating from 2.x to 3.0

Browser and device support

Third party support

Accessibility

License FAQs

Translations

Back to top



WHY 1200 PIXELS WIDE?

1200 pixels will server nearly 100% of users at various resolutions based on screen resolution stats from gs.statcounter.com for the US over the last 12 months, whereas for example, 1440 px width only covers 40% of desktop screens over the last 12 months.

SIP ON THAT!



1920x1080

20.8%

1366x768

16.44%

1440x900

8.56%

1600x900

6.32%

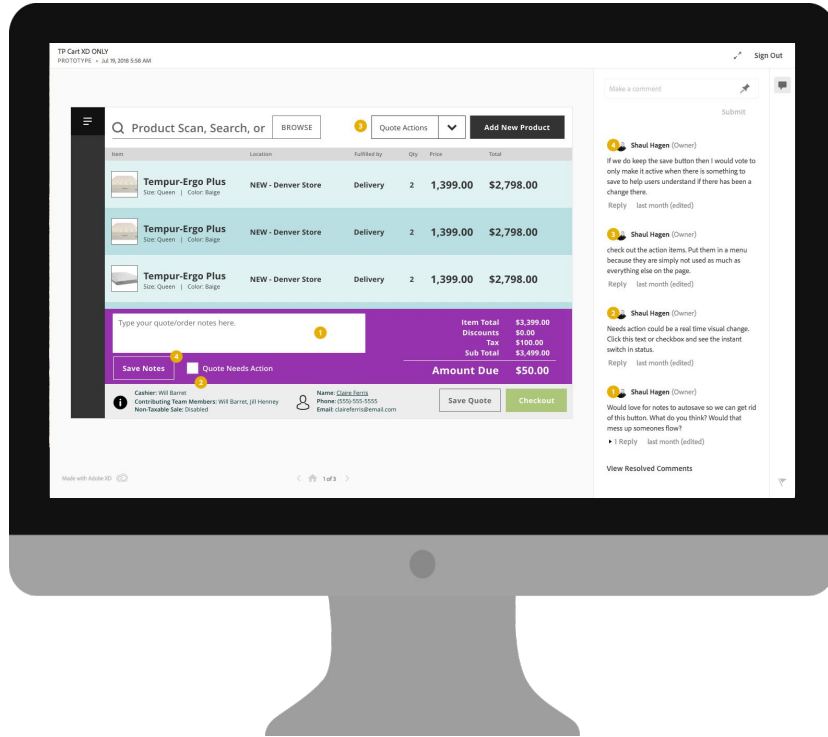
1536x864

6.3%

1280x800

5.36%

WHAT IS A PROTOTYPE?



Benefits over flat images and a PSD:

- Integrated commenting
- Basic transitions
- Ability to display flow
- Fixed areas
- Scrolling
- Vector based
- More performant
- Superior publishing tools






Product Scan, Search, or

BROWSE

3

Quote Actions

Add New Product

Item	Location	Fulfilled by	Qty	Price	Total
 <div>Tempur-Ergo Plus Size: Queen Color: Baige</div>	NEW - Denver Store	Delivery	2	1,399.00	\$2,798.00
 <div>Tempur-Ergo Plus Size: Queen Color: Baige</div>	NEW - Denver Store	Delivery	2	1,399.00	\$2,798.00
 <div>Tempur-Ergo Plus Size: Queen Color: Baige</div>	NEW - Denver Store	Delivery	2	1,399.00	\$2,798.00

Type your quote/order notes here.

1

4

Save Notes

2

☐ Quote Needs Action

Cashier: Will Barret

Contributing Team Members: Will Barret, Jill Henney

Non-Taxable Sale: Disabled

Name: [Claire Ferris](#)

Phone: (555)-555-5555

Email: claireferris@email.com

Save Quote

Checkout

Item Total

\$3,399.00

Discounts

\$0.00

Tax

\$100.00

Sub Total

\$3,499.00

Amount Due

\$50.00

Make a comment

Submit

4  **Shaul Hagen** (Owner)

If we do keep the save button then I would vote to only make it active when there is something to save to help users understand if there has been a change there.

Reply last month (edited)

3  **Shaul Hagen** (Owner)

check out the action items. Put them in a menu because they are simply not used as much as everything else on the page.

Reply last month (edited)

2  **Shaul Hagen** (Owner)

Needs action could be a real time visual change. Click this text or checkbox and see the instant switch in status.

Reply last month (edited)

1  **Shaul Hagen** (Owner)

Would love for notes to autosave so we can get rid of this button. What do you think? Would that mess up someones flow?

► 1 Reply last month (edited)

View Resolved Comments

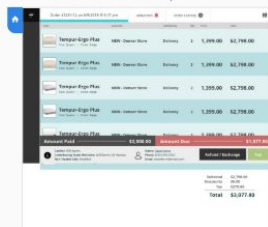
WHAT IS A DESIGN SPEC?

Benefits of a design spec:


- Built in measurement tools
- Content copying
- Build in style guide
- Online access
- Commenting just released for XD
- Flow indicators



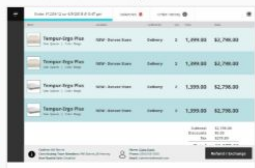
01 - View Order - Paid Partially



99 - View Order - Sub-menu Flyout



00 - View Order - Paid Fully



02 - View Order - Deliveries Tab - Unscheduled



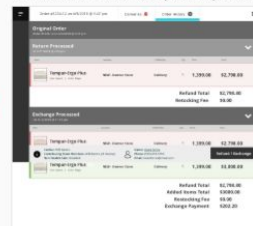
03 - View Order - Deliveries Tab - Scheduled



04 - View Order - Deliveries Tab - Complete



06 - View Order - Order History Tab - Expanded



05 - View Order - Order History Tab - Collapsed



16 - View Order - Return and Exchange Buttons



07 - View Order - Return - Return Items



08 - View C



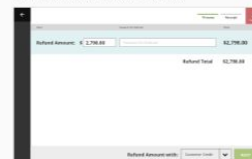
10 - View Order - Exchange - Return Items



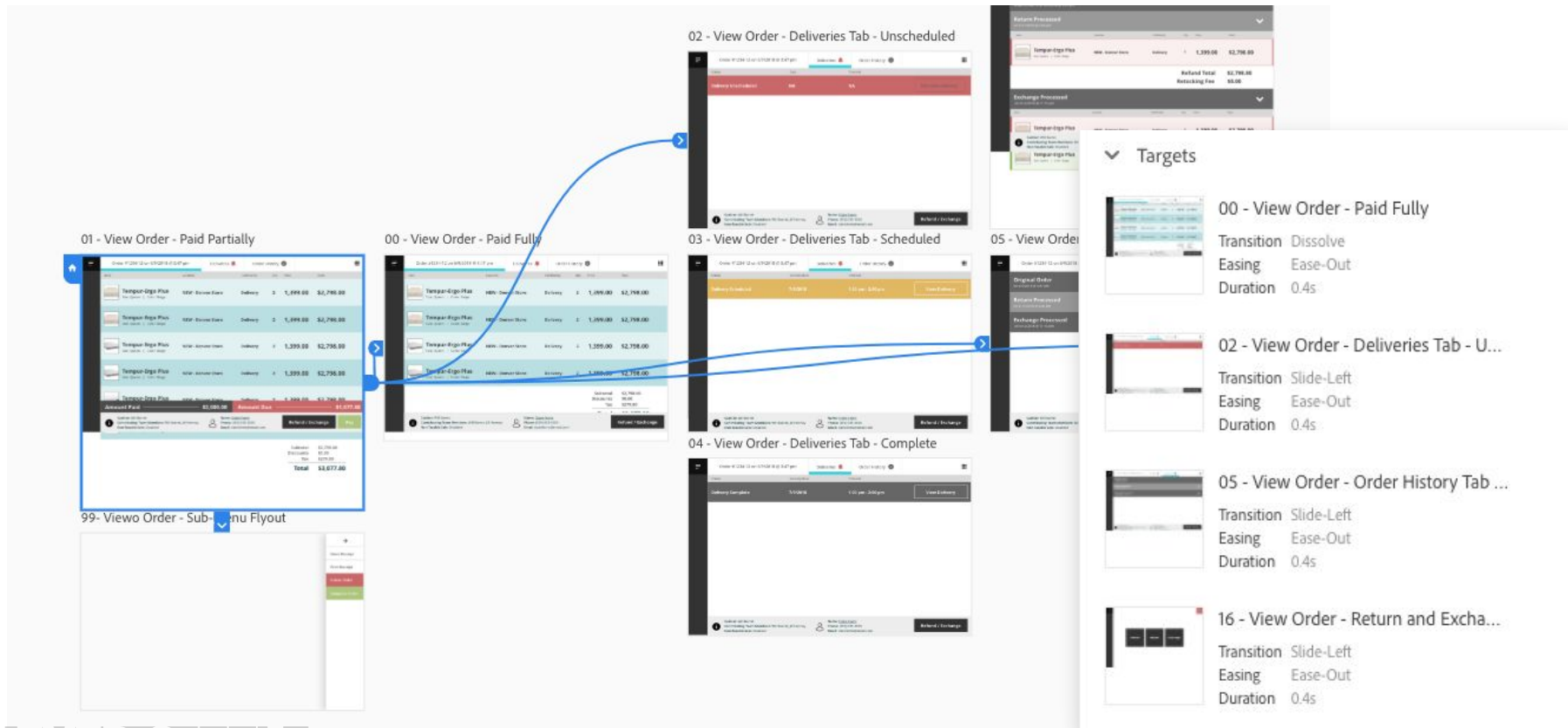
11 - View Or



15 - View Order - Refund - Process



DESIGN SPEC: FLOW INDICATORS








DESIGN SPEC: STYLE GUIDE

Order #1234-12 on 6/9/2018 @ 3:47 pm

Deliveries

Order History

Item	Location	Fulfilled by	Qty	Price	Total
 Tempur-Ergo Plus Size: Queen Color: Baige	NEW - Denver Store	Delivery	2	1,399.00	\$2,798.00
 Tempur-Ergo Plus Size: Queen Color: Baige	NEW - Denver Store	Delivery	2	1,399.00	\$2,798.00
 Tempur-Ergo Plus Size: Queen Color: Baige	NEW - Denver Store	Delivery	2	1,399.00	\$2,798.00
 Tempur-Ergo Plus Size: Queen Color: Baige	NEW - Denver Store	Delivery	2	1,399.00	\$2,798.00
 Tempur-Ergo Plus Size: Queen Color: Baige	NEW - Denver Store	Delivery	2	1,399.00	\$2,798.00
Amount Paid		\$2,000.00		Amount Due	\$1,077.80
<div><div><div></div><div>Cashier: Will Barret</div></div><div><div></div><div>Contributing Team Members: Will Barret, Jill Henney</div></div><div><div></div><div>Non-Taxable Sale: Disabled</div></div></div> <div><div></div><div>Name: Claire Ferris</div><div>Phone: (555)-555-5555</div><div>Email: claireferris@email.com</div></div> <div><div>Refund / Exchange</div><div>Pay</div></div>					

Subtotal	\$2,798.00
Discounts	\$0.00
Tax	\$279.80
Total	\$3,077.80

Screen Details

Viewport size 960 x 600

Design size 960 x 865

Colors

Hex



Character Styles

px

Open Sans

Bold - 14px #666666

Open Sans

Bold - 20px #033333

Open Sans

Bold - 18px #333333

Open Sans

Regular - 11px #333333

Open Sans

Bold - 14px #333333


Open Sans

Bold - 20px #333333

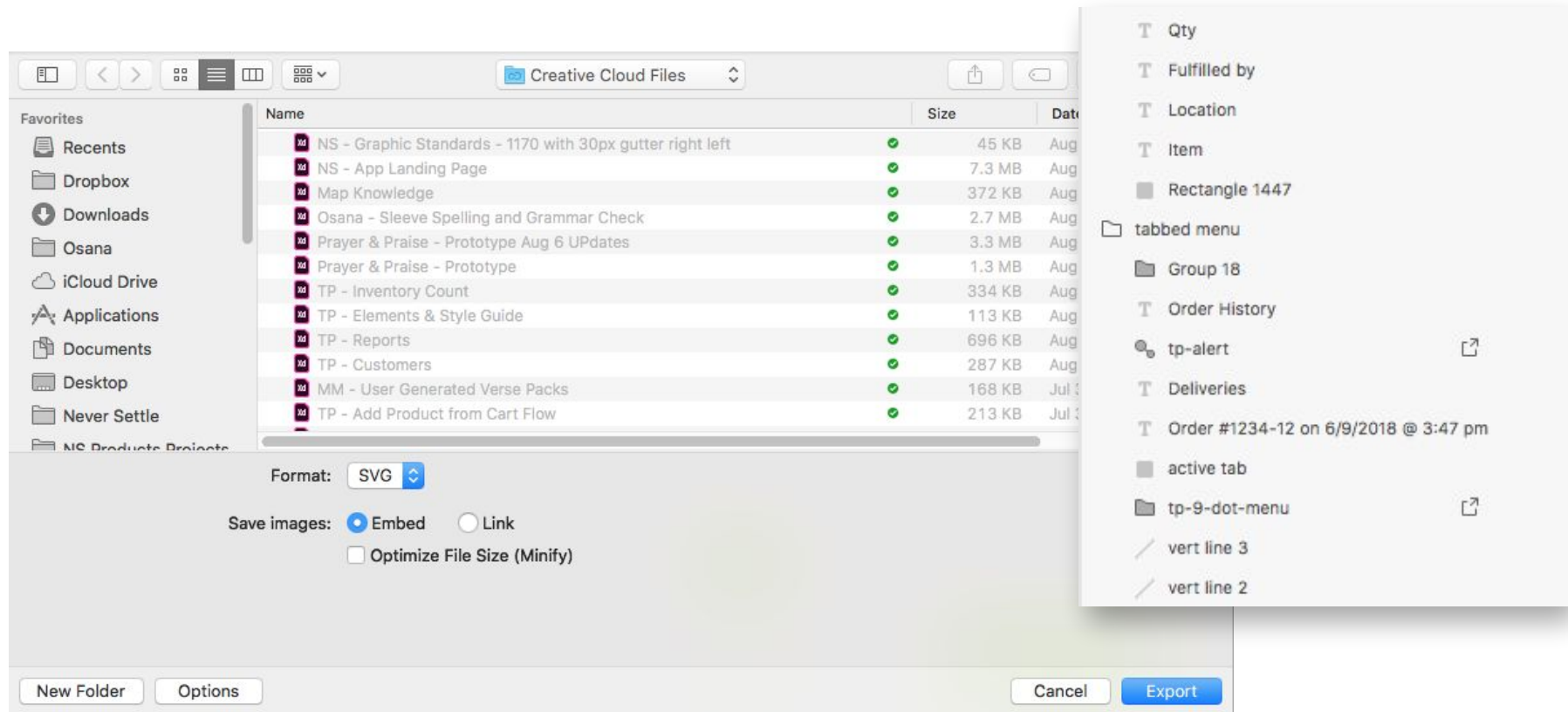
Open Sans

Regular - 14px #333333

DESIGN SPEC: MEASURING TOOLS

Order #1234-12 on 6/9/2018 @ 3:47 pm		Deliveries	Order History			
Item	Location	Fulfilled by	Qty	Price	Total	
 Tempur-Ergo Plus Size: Queen Color: Baige	NEW - Denver Store	Delivery	2	1,399.00	\$2,798.00	

DESIGN SPEC: BATCH EXPORT



OPTIMIZED IMAGES AND ELEMENTS

Guidelines for images and elements:

- Designer to provide optimized images
- Developers need verify optimized images
- Preferred format for elements is SVG
- If SVG is not possible then optimized and sized elements will be provided (2x, 3x, etc.)
- All assets will be delivered via client asset folder



QUESTIONS?



THANK YOU!

