

Tractor & Machinery Safety















Objective

Here we introduce the children to the various types of farm machinery & vehicles that are commonly used on a farm and how the farmer must be responsible and safe when using them. Note: In older the groups we delve into more detail on quad bikes.


Getting Started

Ask the children to name different types of farm machinery or vehicles that might be used on farm. Now ask them what each piece of machinery does, the prompt guide below will help you with the discussion.

Farm Machinery & Vehicles		
<p>Tractors – vehicles</p> <p>Used on farms to pull equipment such as ploughs, harrows, slurry agitators, etc.</p> 	<p>Plough</p> <p>Digs up the earth to loosen the soil or before the farmer sows the next crop in their field</p> 	<p>Trailers</p> <p>Normally pulled by a tractor and used to carry a variety of products around the farm, such as grain and food crops.</p> 
<p>Combine Harvester - Vehicles</p> <p>Cuts and harvests grain and cereal crops.</p> 	<p>Slurry / Muck spreader</p> <p>Spreads slurry across the farmer's fields</p> 	<p>Cultivator / Tillers</p> <p>Used after ploughing to break down the soil and prepare it for sowing seed.</p> 
<p>Slurry agitator</p> <p>A slurry agitator is used to mix (agitate) slurry which is kept in the slurry tank / pit.</p> 	<p>Mowers</p> <p>Cuts grass when making hay, silage, haylage. Can also be used to keep fields tidy</p> 	<p>Topper</p> <p>Used to keep fields tidy by cutting weeds and long grasses, rushes, etc.</p> 
<p>Sprayer</p> <p>Sprays fertilisers or pesticides on crops to keep them healthy</p> 	<p>Diet Feeder</p> <p>A diet feeder weighs, mixes, and shares out animal feed.</p> 	<p>Quad Bike – vehicles</p> <p>4 wheel motorised bike used to drive across fields. They are only not suitable for passengers and safety equipment must be worn.</p> 

Hay Turner

When grass has been cut, the turner is used to turn the grass so it can dry in the sun and be baled for hay.




Baler

Used to bale hay and straw. Bales can be round, small rectangle or larger rectangle.



Sower

Used to sow crop seeds such as barley, oats and wheat



Tractors

Staying Safe

- Types / brands
- John Deere
 - New Holland
 - Massey Ferguson
 - Deutz
 - McCormick
 - Fendt
 - Claas
 - Ford
 - Case
 - David Brown
 - Landini
 - Zetor
 - Fiat
 - Valtra
 - International

1. Blind spots – You cannot be seen

Remind the children never to stand near a moving tractor! Visibility can be limited for farmers when sitting high up in tractors, combine harvesters, etc.

They must **NEVER** play near a moving tractor or any other type of farm machinery as the farmer may not see them. Look at the picture below and note where the blind spots are located.



Have we missed any??

2. Checklist – all farmers should check the following before using their tractor

- Clean the steps into the cab of mud so no one slips
- Handbrake – prevent tractor rolling when on an incline;
- Clean cab floor – to avoid the risk of pedals jamming;
- Clean all windows for good visibility;
- Check lights and mirrors for visibility;
- Equipment, such as Power Take Off (PTO) is fitted correctly! the PTO must have a guard and the shaft must be covered.

