

OBJECTIVE

Here we introduce the children to the various types of farm machinery & vehicles that are commonly used on a farm and how the farmer must be responsible and safe when using them. Note: In older the groups we delve into more detail on quad bikes.

**GETTING STARTED**

Ask the children to name different types of farm machinery or vehicles that might be used on farm. Now ask them what each piece of machinery does, the prompt guide below will help you with the discussion.

Write the answers on the board. When tractor is mentioned, underline it - **Tractors**

We will be discussing tractors in greater detail.

FARM MACHINERY**Tractors - Vehicle**

Used on farms to pull equipment such as ploughs, harrows, slurry agitators, etc.

**Plough**

Digs up the earth to loosen the soil or before the farmer sows the next crop in their field.

**Trailer**

Normally pulled by a tractor and used to carry a variety of products around the farm, such as grain and food crops.

**Combine Harvester - Vehicle**

Cuts and harvests grain and cereal crops.

**Slurry/Muck Spreader**

Spreads slurry across the farmer's fields.

**Cultivator/Tiller**

Used after ploughing to break down the soil and prepare it for sowing seed.

**Slurry Agitator**

A slurry agitator is used to mix (agitate) slurry which is kept in the slurry tank/pit.

**Mower**

Cuts grass when making hay, silage, haylage. Can also be used to keep fields tidy.

**Topper**

Used to keep fields tidy by cutting weeds and long grasses, rushes, etc.



Sprayer

Sprays fertilisers or pesticides on crops to keep them healthy.



Diet Feeder

A diet feeder weighs, mixes and shares out animal feed. Mostly used for cattle feeding and in particular dairy cattle.



Quad Bike - Vehicle

4 wheel motorised bike used to drive across fields. They are **NOT** suitable for passengers and safety equipment must be



Hay Turner

When grass has been cut, the turner is used to turn the grass so it can dry in the sun and be baled for hay.



Baler

Used to bale hay and straw. Bales can be round small rectangle or larger rectangle.



Sower

Used to sow crop seeds such as barley, oats and wheat.



TRACTORS

Types / brands

John Deere
New Holland
Massey Ferguson
Deutz
McCormick
Fendt
Claas
Ford
Case
David Brown
Landini
Zetor
Fiat
Valtra
International

Have we missed any?

STAYING SAFE

1 Blindspots – You cannot be seen

Remind the children never to stand near a moving tractor! Visibility can be limited for farmers when sitting high up in tractors, combine harvesters, etc.

They must **NEVER** play near a moving tractor or any other type of farm machinery as the farmer may not see them. Look at the picture below and note where the blind spots are located.

FRONT



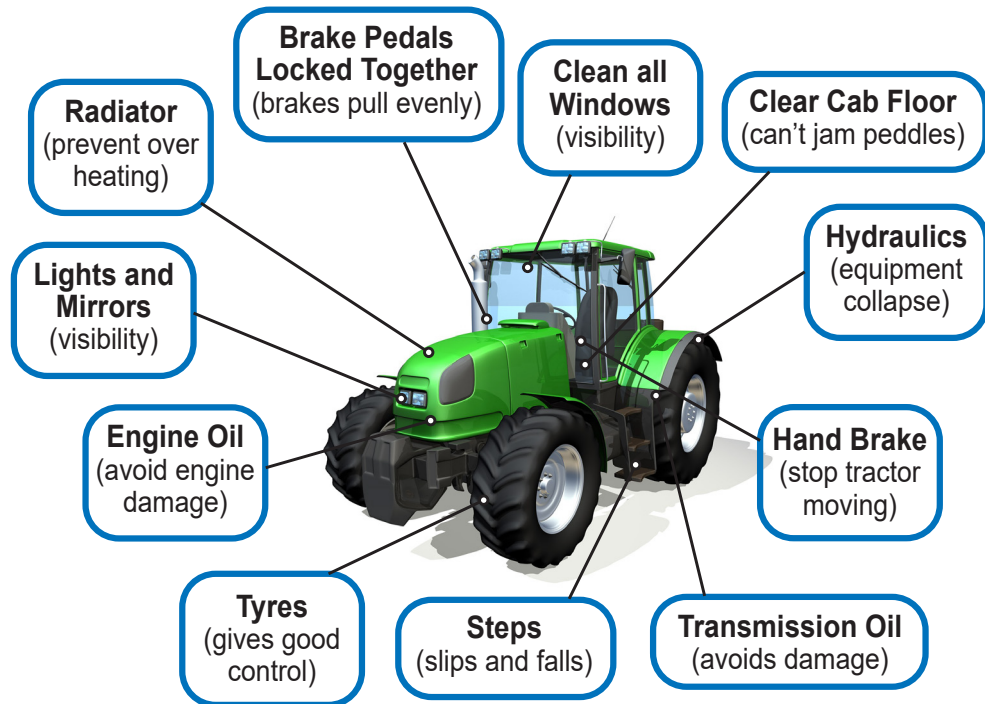
BACK







2 Checklist – all farmers should check the following before using their tractor

- Clean the steps into the cab of mud so no one slips
- Handbrake – prevent tractor rolling when on an incline;
- Clean cab floor – to avoid the risk of pedals jamming;
- Clean all windows for good visibility;
- Check lights and mirrors for visibility;
- Equipment, such as Power Take Off (PTO) is fitted correctly! the PTO must have a guard and the shaft must be covered.

WHAT TO LOOK OUT FOR!



3 WHAT AGE ARE YOU?

-  **Under 7 Years:** You are not permitted in Ireland to be a passenger in a tractor.*
-  **7 years:** The age you are permitted in Ireland to be a passenger in a tractor as long as there is a passenger seat and seat belt.
-  **14 years:** You may drive a tractor on the farm only and only after completing one day's safety training.
-  **16 years:** You may drive a tractor on the road but only after completing one day's safety training.

** In Northern Ireland the age is 13*

4 WHAT TO WEAR

Seat belts – The Safety Zone

Where the farmer sits in a tractor is called the cab. Tractors are very bouncy, so all drivers and passengers should wear a seat belt to keep them safe inside the tractor.

Remind the children about why they wear a seat belt in a car?

Lets not forget to remind the farmers to have their hi vis vests ready to wear when working and driving in their tractors!



FOLLOW UP ACTIVITIES

Now test what you know with some tractor safety lesson plans and activities, such as our white board and PC games: **Farm Yard Safety and Off to Work!**

