



ROUND VALLEY INDIAN HEALTH CENTER  
 COVELO, CALIFORNIA 95428  
 PHONE: (707) 983-6181

## Coronavirus Disease 2019 (COVID-19)

**192**  
 Total Cases

**12**  
 Hospitalized\*

**12**  
 14-day New

**+7%**  
 14-day Change

### Current Status

Active Cases (In Isolation)	8
Currently Hospitalized	1
Deaths	1
Close Contacts (In Quarantine)	10
Total Households Impacted	5

### Community Impact (Totals)

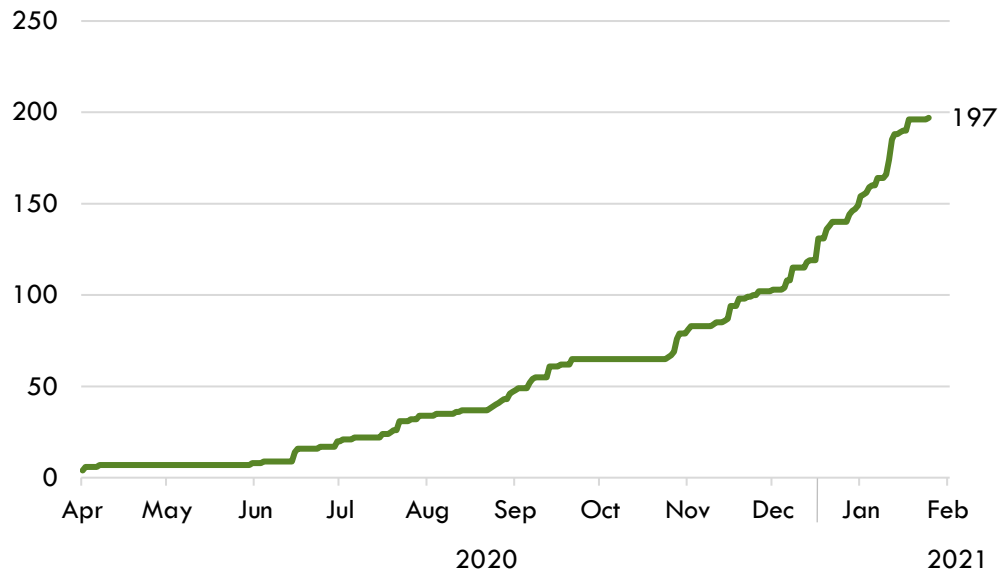
AIAN Cases	64%
Non-AIAN Cases in Tribal Household	4%
Non-AIAN, Not in Tribal Household	32%

### 14-day Testing

Individuals Tested	114
Positive Cases	10
Positivity Rate	8%

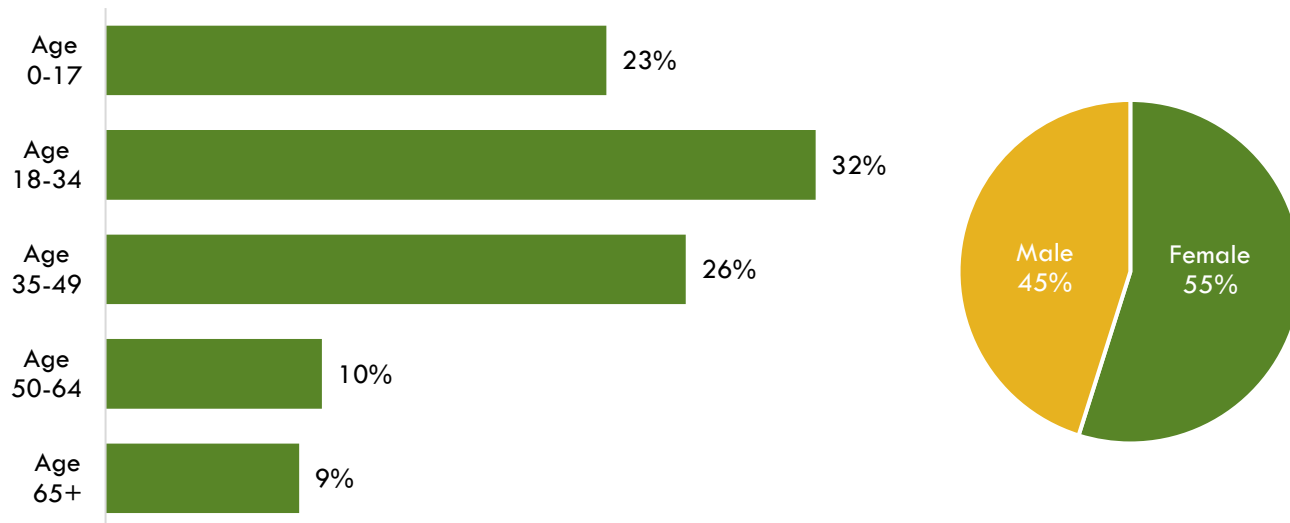
\*Note: 'Hospitalized' are cases that have ever been admitted to the hospital (vs. 'Currently Hospitalized'). The 14-day look back is from Feb 4 - Feb 17. 14-day Testing reflects testing and cases identified at Round Valley Indian Health Clinic.

Confirmed Cases in Round Valley by Date



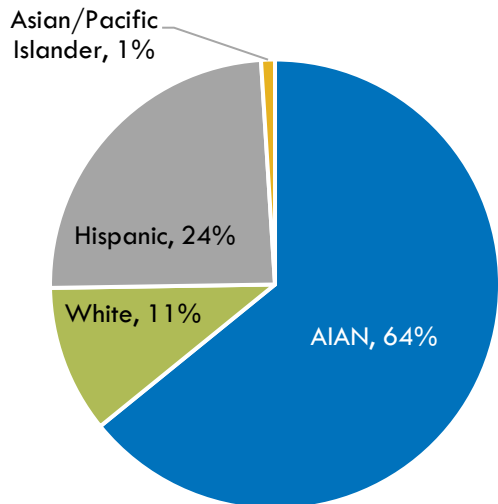
## Case Distribution by Age and Gender

Confirmed cases in Round Valley tend to be younger compared to the cases seen throughout California. In Round Valley, 23% of cases are among children under the age of 17 years (compared with just 13% in the state).



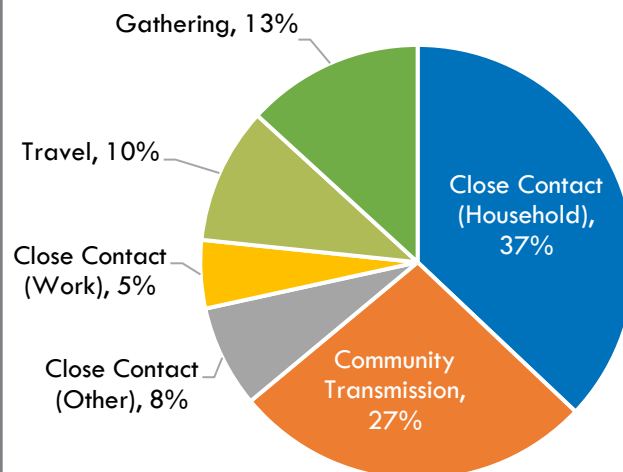
## Case Distribution by Race/Ethnicity

The majority of cases report their race as American Indian and Alaska Native (AIAN, 64%), 24% report being Hispanic, 11% are non-Hispanic White, and 1% Asian or Pacific Islander.



## Case Distribution by Source of Exposure

The most common known exposure is close contact with a known case in the same household (37%), through work (5%), or some other known contact (8%). 27% of cases are attributed to community spread and a growing number are being attributed to organized gatherings (13%).



If you have any questions or concerns please contact Vicki Shively - Outreach Director at [vicki.shively@rvihc.com](mailto:vicki.shively@rvihc.com) or (707) 983-6181 ext 117.