



ROUND VALLEY INDIAN HEALTH CENTER
 COVELO, CALIFORNIA 95428
 PHONE: (707) 983-6181

Coronavirus Disease 2019 (COVID-19)

195
Total Cases

12
Hospitalized*

35
14-day New

+22%
14-day Change

Current Status

Active Cases (In Isolation)	27
Currently Hospitalized	1
Deaths	1
Close Contacts (In Quarantine)	46
Total Households Impacted	28

Community Impact (Totals)

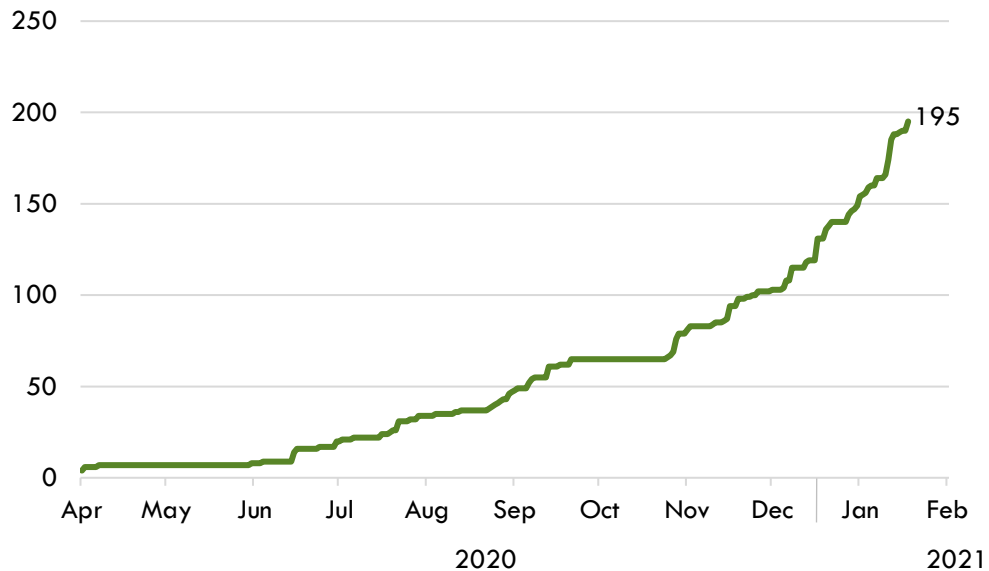
AIAN Cases	64%
Non-AIAN Cases in Tribal Household	4%
Non-AIAN, Not in Tribal Household	32%

14-day Testing

Individuals Tested	146
Positive Cases	29
Positivity Rate	20%

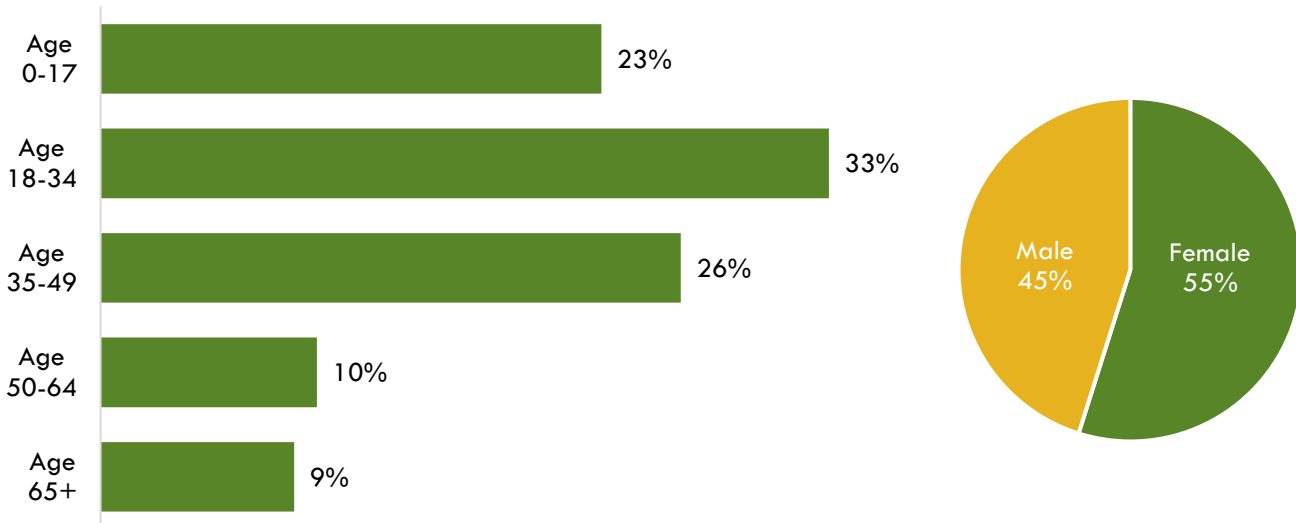
*Note: 'Hospitalized' are cases that have ever been admitted to the hospital (vs. 'Currently Hospitalized'). The 14-day look back is from Jan 29 - Feb 11. 14-day Testing reflects testing and cases identified at Round Valley Indian Health Clinic.

Confirmed Cases in Round Valley by Date



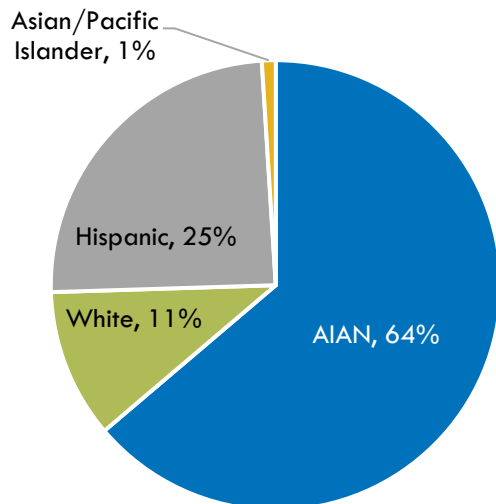
Case Distribution by Age and Gender

Confirmed cases in Round Valley tend to be younger compared to the cases seen throughout California. In Round Valley, 23% of cases are among children under the age of 17 years (compared with just 13% in the state).



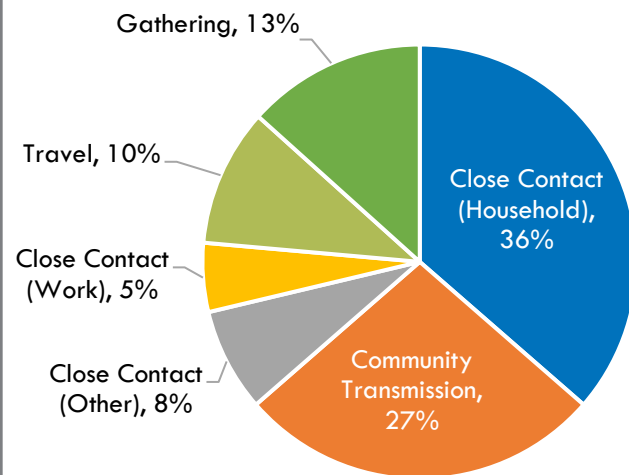
Case Distribution by Race/Ethnicity

The majority of cases report their race as American Indian and Alaska Native (AIAN, 64%), 25% report being Hispanic, 11% are non-Hispanic White, and 1% Asian or Pacific Islander.



Case Distribution by Source of Exposure

The most common known exposure is close contact with a known case in the same household (36%), through work (5%), or some other known contact (8%). 27% of cases are attributed to community spread and a growing number are being attributed to organized gatherings (13%).



If you have any questions or concerns please contact Vicki Shively - Outreach Director at vicki.shively@rvihc.com or (707) 983-6181 ext 117.