TEACHER GUIDE

Teach from home with FrogSchool lessons

Click here to access FrogSchool now!

INTRODUCTION

Teaching from home requires a different approach to teaching at school. To help teachers with teaching from home, we created lessons in collaboration with Teach For Malaysia and Pelangi with videos, activities, and quizzes from Std 1- Form 5. Our lessons covers a range of subjects and are designed to be engaging and aligned with the Malaysian national school curriculum.

Click here to access FrogSchool now!

BREAKDOWN OF A FROGSCHOOL LESSON

LEARNING GOALS

The Learning Goals section articulates the knowledge and skills that the student will gain from this lesson

1

2

LEARNING RESOURCES

The Learning Resources section aim to explain concepts or give examples to build the student's understanding of the learning goals of the lesson.

ACTIVITY

The Activity section allows the student to practice the skills and knowledge learned in the lesson.

3

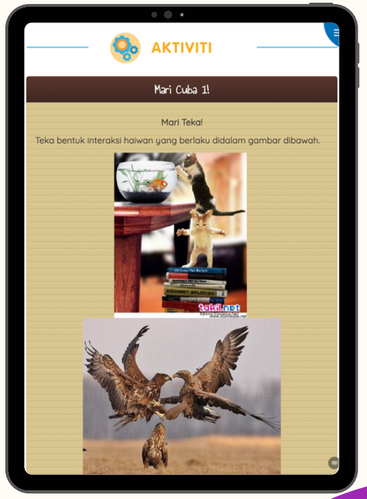

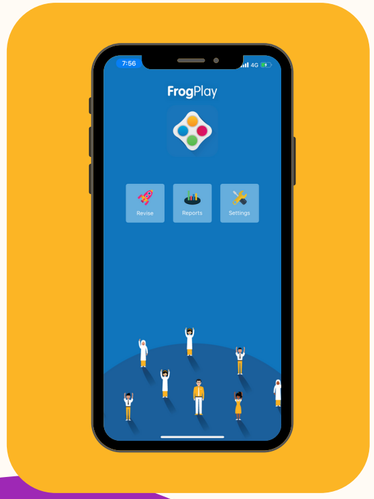

+

QUIZZES VIA FROGPLAY

The quizzes on FrogPlay Mobile aims to assess the student's understanding of the lesson.

*FrogPlay Mobile can be accessed via Facebook logins

Watch Video:
How to Download FrogPlay

WAYS TO USE FROGSCHOOL LESSONS

FrogSchool lessons are designed to be flexible - do it live, flip it or revise it!

LIVE

These lessons can be used to teach in real-time either as-is or you can pick and choose the relevant sections to teach that best suit the needs of your students

FLIPPED

You can assign these lessons to your students with a set of questions or tasks beforehand to introduce them to a new topic. After your students have had time to explore it, you can then get in touch with them to go through the assigned questions or tasks

REVISION

If there are lessons which you've already taught, you can assign these lessons as revision material for your students to reinforce their understanding of the topic

WAYS TO USE FROGSCHOOL LESSONS

FrogSchool lessons are designed to be flexible - use as much or as little as you need!



FULL LESSON

If your student has full access to a device & internet, you can use or assign the entire lesson to them.

You can assign them to learn from materials in the Learning Resources, complete all challenges in Activity and do quizzes on FrogPlay Mobile.

You could also run a real-time online lesson with your students to go through the lesson together.

HALF-A-LESSON

If your student has moderate access to a device & internet, you could assign them the lesson in halves over two days.

Day 1 - Assign then to learn using materials in the Learning Resources.

Day 2 - Assign them to complete any one of the challenges in Activities plus a quiz on FrogPlay mobile app

LESSON IN CHUNKS

If your student has limited access to a device & internet, you can choose to use only selected parts of the lesson or you can provide them the lesson as a supplement to your own lesson, in which they can consume in their own time

POTENTIAL CHALLENGES & HOW TO TACKLE THEM

01: INSUFFICIENT DEVICES OR INTERNET AT HOME

Problem Statement:

Half of my class either don't have a device or are sharing devices with their parents or siblings. My students either don't have reliable internet access at home or have limited data supply from their parents

Tip 1: Get to know your students current situation

Talk to your students or their parents to find out more about their living conditions. Use the table below as a guide for you to gauge:

- If they have a device to use for learning?
- Is their internet plan sufficient with strong connectivity?

High Access	Moderate Access	Limited Access
• Owns a personal device • Has a high-quota internet plan • Good internet connectivity	• Share device with parents or other siblings • Has sufficient internet plan if usage is managed wisely • Good to moderate internet connectivity	• Only 1 device at home • Insufficient or low internet plan • Low to no internet connectivity
Try using the Full Lesson	Try using Half-A-Lesson	Try using Lesson in Chunks

Tip 2: Help your student create a fixed weekly schedule

- Create a schedule with the family to take turns using the available device at least once a week
- Plan your assignment for when parents aren't using the internet for work
- Plan weeks in advance so that it gives them more flexibility to complete the FrogSchool lessons

POTENTIAL CHALLENGES & HOW TO TACKLE THEM

02: DIFFERENT LEARNER LEVELS

Problem Statement:
My students are at different levels. Some are beginners & they are not ready for independent learning. Some are advanced learners. They get bored easily and need more challenging activities.

Beginner: Clarify and Simplify

- Make a short video/voice note to clarify instructions and expectations
- Choose simple exercises and modify them to your students ability
- Get students to refer to specific pages of the textbook to further aid their understanding of the lesson

For Example: A Form 2 Science teacher shares the Kelas Makanan lesson to students in advance, with clear instructions explaining the sections and asking the students to watch the videos. During a call, the teacher can ask the students to share verbally and discuss what they've observed from the video.

Advanced: Use FrogSchool Lessons for Projects

- Choose from the many activities and challenges in our lessons to assign engaging Project Based Learning activities
- Other parts of the lesson can be used as a guide or supplement to help students complete their projects

For Example: For the same lesson as above, the teacher can assign a project for the advanced students for e.g The Food Pyramid video project, and have students send the video to the teacher before the deadline given.

POTENTIAL CHALLENGES & HOW TO TACKLE THEM

03: COMMUNICATION WITH PARENTS

Problem Statement:

I have difficulty in communicating homework for my students via parents. Most parents struggle to juggle working from home and supervising kids while some parents are not IT savvy

Tip 1: Have an open & continuous communication with parents

- Share a daily/weekly schedule ahead of time with links to the FrogSchool lessons
- Inform parents on how and when they can contact you for help
- Create a habit to check-in on student progress weekly

Tip 2: Send parents & students our FrogSchool Guides

- Share the Parent & Student FrogSchool Guide with the parents/students for guidance and overview of lessons
- Get on a call to further clarify uncertainty

FrogSchool Parent & Student Guide

POTENTIAL CHALLENGES & HOW TO TACKLE THEM

04: SCHOOL POLICY REVISION

Problem Statement:

My school has a policy to just focus on revising topics as it's difficult to teach new ones - I'm in need of materials to use

Option 1: Use FrogSchool Lessons to revise & master past topics

- Explore the list of curriculum based lessons on FrogSchool
- Copy the lesson links & send these to your students
- Guide your students on how to access FrogSchool lessons
- Share or use the FrogSchool Student Guide

Option 2: Use FrogPlay quizzes to practice skills & knowledge

- Explore the list of curriculum based quizzes on FrogPlay & note the ones you need
- List out the keywords for parents/students to search for specific quizzes
- Guide your students on how to download FrogPlay mobile app
- Share or use the FrogSchool Student Guide

FrogSchool Parent & Student Guide

POTENTIAL CHALLENGES & HOW TO TACKLE THEM

05: MONITORING

Problem Statement:

I want to know my students progress for my subject and to to keep track of what they are able to do.

Tip 1: Evidence Completed Lessons

- Ask students to send evidence of their completed challenges from the Activity or quizzes in FrogPlay to you using text messaging apps like Whatsapp, Telegram or Facebook messenger
- Schedule a weekly deadline for this so that students have the flexibility to complete the lessons within the week

For Example: Students can take screenshots of their FrogPlay results and share it with their teacher.

Tip 2: Tracking Sheet for each Class

- Create a tracking sheet for each of your classes
- Compile your students' learning evidences
- Review their progress each week.

For Example: A teacher who is teaching Science for year 4,5 & 6 can have a spreadsheet to record students score for quiz and other types of activities. The spreadsheet can contain student name, class, list of homeworks and status of submission.

All The Best !

Teachers have three loves: love of learning, love of learners, and the love of bringing the first two loves together.

– Scott Hayden

NEED HELP?

Join our community of teachers at LeapIn Facebook Group to get help

Click here to join LeapIn today!

THE END

Teach from home with FrogSchool lessons

Click here to access FrogSchool now!