



VPL DEALER REFERENCE GUIDE & OPTION LIST

EFFECTIVE APRIL 1, 2013

Commercial Unenclosed Vertical Platform Lift System


LIMITED WARRANTY: VERTICAL PLATFORM LIFT

Any product sold by BRUNO Independent Living Aids, Inc., ("BRUNO") is subject to the BRUNO limited warranty which applies to the specific product(s) being purchased. All BRUNO warranties cover defects in materials and workmanship for a limited time and do not cover damage or failure caused by misuse, abuse, accidents, physical damage, modifications not made by BRUNO, damage in shipment, or repairs undertaken by anyone other than BRUNO factory employees or authorized distributors. All BRUNO warranties are limited to the repair, replacement or refund of the purchase price and certain types of damages are not covered. BEFORE YOU PURCHASE A BRUNO PRODUCT, YOU SHOULD REVIEW THE APPLICABLE PRODUCT WARRANTY FOR THE PRODUCT YOU WISH TO PURCHASE. COPIES OF WARRANTIES ARE AVAILABLE UPON REQUEST FROM BRUNO OR ITS AUTHORIZED DISTRIBUTORS.

(262)567-4990 • (866)882-4990

For order convenience please email at: sales.orders@bruno.com or Fax to 1-800-676-0665

Vertical Platform Lift Models




VPL-3353B – Battery-Powered Maximum Floor to Floor 53" (1346 mm) includes 17AH Battery Pkg.

VPL-3375B – Battery-Powered Maximum Floor to Floor 60" (1524 mm) includes 17AH Battery Pkg.

Standard price includes:

- Automatic self-lowering folding ramp
- Weather protected controls
- 750 lb (340 kg) lifting capacity
- 53" (1364 mm) maximum floor to floor height (Model VPL-3353B)
- 60" (1524 mm) maximum floor to floor height. 28" (711 mm) minimum floor to floor height is required (Model VPL-3375B) *(60" (1524 mm) max. travel for unenclosed applications per ASME A18.1 Sec. 2)*
- Lighted Push Button Control Panel and Emergency Stop Switch with audio and visual signaling.
- Welded steel tubular guide construction with formed 16 GA sheet steel guarding
- Totally enclosed formed-steel bottom safety pan
- Acme screw drive, with backup safety nut
- Platform gate
- Weather resistant powder coated paint throughout; platform and landing gates are also e-coated for maximum protection
- Non-skid surface on platform and ramp
- Bruno's Gold Warranty – Two years on major components and one year on parts



Platform Options




Straight Through Platform

Straight Through Platform 36" X 48" (914 mm X 1219 mm) (standard)

Straight Through Platform 36" X 54" (914 mm X 1372 mm)

Straight Through Platform 36" X 60" (914 mm X 1524 mm)

Straight Through Platform 42" X 60" (1067 mm X 1524 mm)



90°/Adjacent Platform

90°/Adjacent Platform - 36" X 48" (914 mm X 1219 mm) long

* 90°/Adjacent Platform - 36" X 54" (914 mm X 1372 mm) long

* 90°/Adjacent Platform - 36" X 60" (914 mm X 1524 mm) long

* 90°/Adjacent Platform - 42" X 60" (1067 mm X 1524 mm) long

* 54" or 60" platform recommended for 90°/adjacent platform applications

Second Handrail (one included with unit, not available on 90°/adjacent platform)


Platform Control Options



Push Button w/Emergency Stop & Audio/Visual Alarm

Push Buttons Control With Emergency Stop And Audio/Visual Alarm (standard)

Paddle Control With Emergency Stop And Audio/Visual Alarm



Paddle Control w/Emergency Stop & Audio/Visual Alarm

Top Landing Gate, Door, & Interlock Options



Gate with Push Button or Paddle Controls

Paddle Control

Top Landing Gate With Push Buttons Control

Top Landing Gate With Paddle Control

Standard: 36" (914 mm) inside opening

Optional: 42" (1067 mm) inside opening
(recommended with 90° platform)

Flush Mount Oak Door With Steel Frame
(interlock included)


Flush Mount Steel Door With Window &
Steel Frame (interlock included)



Flush Mount Oak Door



Flush Mount Steel Door



Door/Gate Operator

Door/Gate Operator (can be fitted to most doors and gates for power-assisted operation.)



Electric Strike Interlock
(gate or door not provided by Bruno)

Electric Strike Interlock (gate or door not provided by Bruno)

- Not for use with flush mount door

Electrical/Mechanical "GAL" Interlock (gate not provided by Bruno)

Interlock Wiring Kit (interlock & gate not provided by Bruno)

Single Interlock Timer Assembly (used with flush mount doors)



Electrical/Mechanical "GAL" Interlock
(gate or door not provided by Bruno)

Note: Please check local codes for interlock and flush mount door requirements

Landing Control Options



Surface Mount w/
Push Button



Flush Mount w/
Push Button

Landing Call/Send Surface Mount With Paddle Control

* Landing Call/Send Flush Mount With Paddle Control

Landing Call/Send Surface Mount With Push Buttons Control

* Landing Call/Send Flush Mount With Push Buttons Control



Surface Mount w/
Paddle Control



Flush Mount w/
Paddle Control

*Flush Mount Controls are for indoor applications only.

Other Options



Platform Canopy

Tool For Manual Lowering Device

Platform Canopy (not available for 90° platform or 42" X 60" (1067 mm X 1524 mm straight through platform))

Cold Weather Package (recommended if operating temperature is below 20° F/-7° C)

Telephone Kit (ADA compliant with battery backup)

34AH Battery Package Upgrade

Pit Switch



Telephone Kit
(ADA compliant with
battery backup)