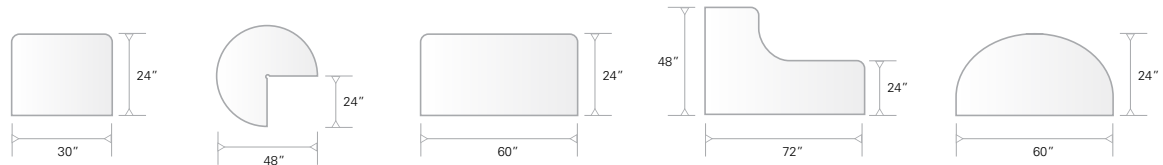


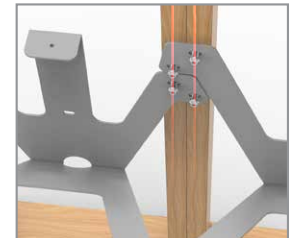
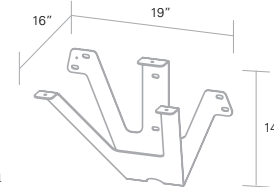
WALLY TOP SPECS

- Tops are made of 1.125" particle board
 - Tops available in all non-premium Formica and Wilsonart laminates
 - Balanced brown phenolic backer
 - Edges available in Urethane, or 3mm PVC (standard urethane colors)
- Note: Urethane orders less than 10 will have a \$175 set up fee, per color.*



WALLY BRACKET SPECS:

- Made from .18 gauge steel
 - Available in a multitude of powder coat colors
 - Four mounting points to the wall for exceptional support and stability
 - Overlapping design allows for same-stud installation
- Note: Mounting hardware is not include.*



WALLY PIN LEG SPECS:

- Plate is 11 gauge steel
- Legs are 7 gauge steel



WALLY UPHOLSTERED SEAT SPECS:

- 18.5"W x 18'5"L
- 1.5" thick foam

