



# Adam and Eve

*Hey kids and parents! Fill in the blanks as you talk about this week's lesson together. Have fun!*

## Key Points

- God put Adam in the garden and gave him one \_\_\_\_\_. Genesis 2:15-17
- God made Eve so Adam wouldn't have to \_\_\_\_\_ anymore. Genesis 2:18
- The serpent \_\_\_\_\_ Adam and Eve into eating from the middle tree. Genesis 3:1-6
- Just like Adam, we sometimes want to \_\_\_\_\_ when we make the wrong choice. Genesis 3:8

### Big Idea

*Sometimes, we want to hide from God when we make the wrong choice.*

### Key Question

*How does God respond to our mistakes?*

### Memory Verse

*Romans 6:12 "Do not let sin control the way you live; do not give in to sinful desires."*

## Talk About It

1. What was your favorite part of the video? What is one thing you learned?
2. What are some of the rules in your house? How about in your classroom? Why are rules important?
3. What was God's rule for Adam and Eve?
4. Who came to trick Eve?
5. Read Romans 6:12-13. What does it mean that we have new life? Why is sin no longer our master?
6. How will you apply this lesson to your life this week?

**Teacher instructions:** Choose an activity for your classroom.

## OPTION 1: THE TREE OF GOOD AND EVIL CRAFT

### Instructions:

- Give each kid a Tree template (page 5).
- Give each kid some green tissue paper and a half sheet of construction paper.
- Have kids rip up the tissue paper to cover the tree. Have them color the trunk of the tree brown.
- Then, have them lightly color each apple red and have them glue them onto the tree. Then have them glue the tree onto the half sheet of construction paper.
- As they work, read the story of Adam and Eve from Genesis 2:4-9,15-22 Genesis 3:1-7. Remind the kids that even though Adam and Eve made a big mistake, and wanted to hide, God forgave them. He'll forgive us, too.

**Supplies needed:** Tree template (pg. 5, pre cut, 1 set per kid), 1/2 sheets of construction paper (1 per kid), Green tissue paper, Crayons, Glue

## OPTION 2: ADAM AND EVE MATCHING GAME

### Instructions:

- Divide the class into groups of 4. Give each group a set of Matching cards (page 6-7).
- Have kids place the cards face down on the floor. Then, have them play a game of concentration. Have one kid start by flipping over two cards. If a match, they get to keep those cards and go again. If not, the kid to their right gets a chance. Continue until all the matches are found. Kid with the most cards at the end, wins.

**Supplies needed:** Matching Cards template (pg. 6-7, pre cut, 1 set per group)

## OPTION 3: HOW DOES THIS FIT INTO THE STORY?

### Instructions:

- This is a great lesson review game. Before class, put the words/pictures from the Matching cards (page 5-6) in a bowl or basket.
- Have kids take turns coming up and pulling a card from the bowl. See if the kids can remember how that person, place or thing fits into the story of Adam and Eve or the Bible in general.
- If you have time, read the story of Adam and Eve from Genesis 2:4-9,15-22 Genesis 3:1-7. Remind the kids that even though Adam and Eve made a big mistake, and wanted to hide, God forgave them. He'll forgive us, too.

**Supplies needed:** Matching Cards template (pg. 5-6, pre cut) Bowl/basket

**Instructions:** Solve the puzzle and color the picture.

NAME 3 RULES YOU HAVE TO FOLLOW AT HOME

1.

2.

3.

## Big Idea


*Sometimes, we want to hide from God when we make the wrong choice.*


## Key Question



*How does God respond to our mistakes?*

## Memory Verse

*Romans 6:\_\_\_ "Do not let \_\_\_ control the way you \_\_\_\_; do not \_\_\_\_\_ in to sinful desires."*







ADAM

ADAM





EVE

EVE



GARDEN OF EDEN

GARDEN OF EDEN



FORGIVE

FORGIVE

## Sermon Title: "Just Say 'No' to Temptation"

Scripture Reading: Genesis 3:1-7

### TEMPTATIONS PANTOMIME:

Teacher can write a temptation on little pieces of paper, such as being sassy, watching the wrong tv show, eating a cookie when told not to; going to the wrong place; hitting someone, etc. Children can take a little piece of paper from the basket and pantomime their temptation and see if another class member can say what that temptation is. IF the "temptation" is guessed, then the child doing the pantomime will say loudly -- JUST SAY NO TO TEMPTATION. Then another child can take a turn!

### BIBLE VERSE PUZZLE:

Teacher can have a Bible verse typed out and cut into several pieces for the children to put the puzzle together. Each child can be given an envelope with the puzzle pieces inside. The envelope will be marked ...SAY NO TO TEMPTATION. The class can work on the pieces together or in teams or individually. Have the class read the Bible verse together and talk about temptation in our lives.

### FRUIT TREE ART:

Teacher can have a very large picture of a tree. Children will each be given a piece of fruit with part of the Bible verses for today. The children can work together to put the fruit in the correct order and then read and study the Bible verse together. For extra fun for the class - the teacher can begin to remove pieces of the fruit and have children try to recite the Bible verse and also the MISSING parts until all of the fruit has been removed!!

### MINI CHOCOLATE CHIP COOKIES GAME:

Little mini choc chip cookie bites can be given out as Children answer questions about temptations or the Bible verse, etc. Teacher can give each child a small sandwich bag to place their cookies in as they answer questions. If the teacher sees that just one or two children are getting all the cookies, the teacher can say a student's name and ask a question, so that everyone gets an opportunity for some cookies!

### TEMPTATION NOTEBOOK:

Cut some construction paper into 4 little squares. Give each child at least 8 little squares to staple together or to hole punch and use yarn to hold together. Child can write or trace SAY NO TO TEMPTATION on the front of their little booklet. Encourage children to take their booklet home and write the times that they DID say NO to temptation and to bring their little booklets back next week for a special treat!!

### GIANT COOKIE TREAT:

The teacher can have a very large choc chip cookie for each child as they leave the classroom, if they say as they leave the room.... SAY NO TO TEMPTATION!!

### BIBLE ART:

Each child can trace or draw a Bible and write the Bible verse or the reference on the Bible art and then in red marker can write... SAY NO TO TEMPTATION! A small magnet could be stuck to the back of the Bible so this can be displayed on child's home refrigerator.

### SAY "NO" GAME:

Children can line up against a wall and as the teacher or another leader says a temptation, children will say loudly SAY NO TO TEMPTATION! If the teacher says something GOOD that the children should do, the children can say I WILL OBEY. (Ideas: Go to bed on time; brush your teeth; swear at your friends; stomp your feet when you're angry, read your Bible; make your bed; Pray every day; steal some candy; eat cookies when nobody is looking; watch a bad tv show; set the table for your mom; call your G'ma to say HI, cheat on a test at school, etc.) Maybe there will be a child who would like to be the leader and list something to OBEY or to say NO to!

### TEMPTATION RELAY:

Children can be divided into teams. Each team will take turns running up to a table and taking a slip of paper with words written on it that will either be a temptation to shout NO to or will be an idea of something that children SHOULD do. They will run to the front line and read what is on their slip of paper and then response with NO TO TEMPTATION, or YES I will \_\_\_\_\_, such as read my Bible, pray, visit sick people, thank my Pastor, etc.

### HOT POTATO:

Let children sit in a circle and pass a ball or a potato around the circle while the music plays. Tell children to pretend like the object is VERY HOT and not to hold onto it, but to pass quickly. When the music STOPS, the child holding the HOT POTATO will shout, SAY NO TO TEMPTATION and the music will begin to play again.

### TEMPTATION SONG:

This action song will be sung to the tune of B-I-N-G-O. Children will enjoy shaking their heads "NO" and running in place for the "run away" part of the song. Children will stand in a circle and sing, "When I'm tempted to do wrong I turn and run away, Say "NO!" and run away, Say "NO!" and run away, Say "NO!" and run away, From sin I run away.

### TEMPTATION CALENDARS:

Give children paper and supplies to make a calendar for this month. Children can write words from today's lesson or Bible verse on their calendars and color, and add stickers. Give each child a pencil or crayon to take home and encourage children to write NO to TEMPTATION every day that they said NO and did not do something that they were tempted to do, such as stealing, cheating in school, being sassy, not obeying, etc

Song: "Say, 'No!' to Temptation" (Sung to the tune of Bingo)

[Words and Music \(pdf\)](#)



When the woman saw that the fruit of the tree was good for food and pleasing to the eye, and also desirable for gaining wisdom, she took some and ate it.

Genesis 3:6 (NIV)



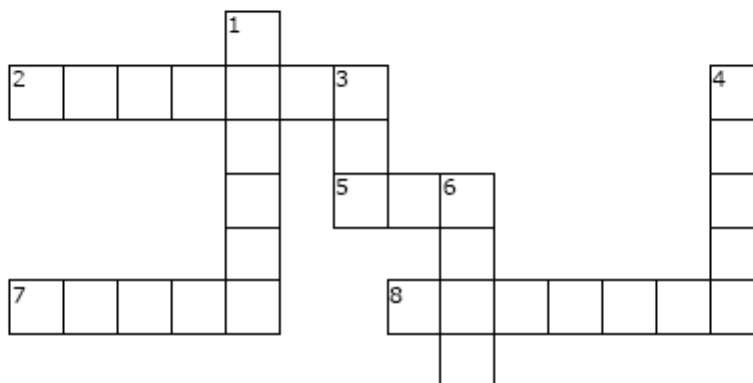
© biblepicturewebsite.com 2007

Copyright © 2007 biblepicturewebsite.com

Used by Permission

# Temptation in the Garden

"You will not surely die," the serpent said to the woman. "For God knows that when you eat of it your eyes will be opened, and you will be like God, knowing good and evil." Genesis 3:4-5 (NIV)



## ACROSS

2. The man to whom a woman is married
5. To put food into the mouth, chew it, and swallow it
7. An adult female human being
8. The creature that tempted Eve; a snake

## DOWN

1. A piece of land where flowers and other plants are grown
3. To stop living
4. The sweet-tasting part of a tree which can be eaten
6. A tall plant which has a wooden trunk and branches

WOMAN	HUSBAND	SERPENT	TREE
FRUIT	GARDEN	EAT	DIE

# Temptation in the Garden

Complete the sentences by filling in the blanks with the correct words from the word bank at the bottom of the page.



Now the \_\_\_\_\_ was more crafty than any of the wild animals the LORD God had made. He said to the woman, "Did God really say, 'You must not \_\_\_\_\_ from any \_\_\_\_\_ in the garden'?"

The woman said to the serpent, "We may eat \_\_\_\_\_ from the trees in the garden, but God did say, 'You must not eat fruit from the tree that is in the \_\_\_\_\_ of the garden, and you must not touch it, or you will \_\_\_\_\_.' "

"You will not surely die," the serpent said to the woman. "For God knows that when you eat of it your \_\_\_\_\_ will be opened, and you will be like God, knowing \_\_\_\_\_ and \_\_\_\_\_."

When the woman saw that the fruit of the tree was good for food and pleasing to the eye, and also desirable for gaining wisdom, she took some and ate it. She also gave some to her \_\_\_\_\_, who was with her, and he ate it.

Genesis 3:1-6 (NIV)

DIE	EAT	FRUIT	MIDDLE	SERPENT
GOOD	EVIL	HUSBAND	TREE	EYES



WMOAN

	9	3		

RFUIT

		8	5	

ERTE

7		2	

GNERDA

	6			10	

SPERENT

		4				1

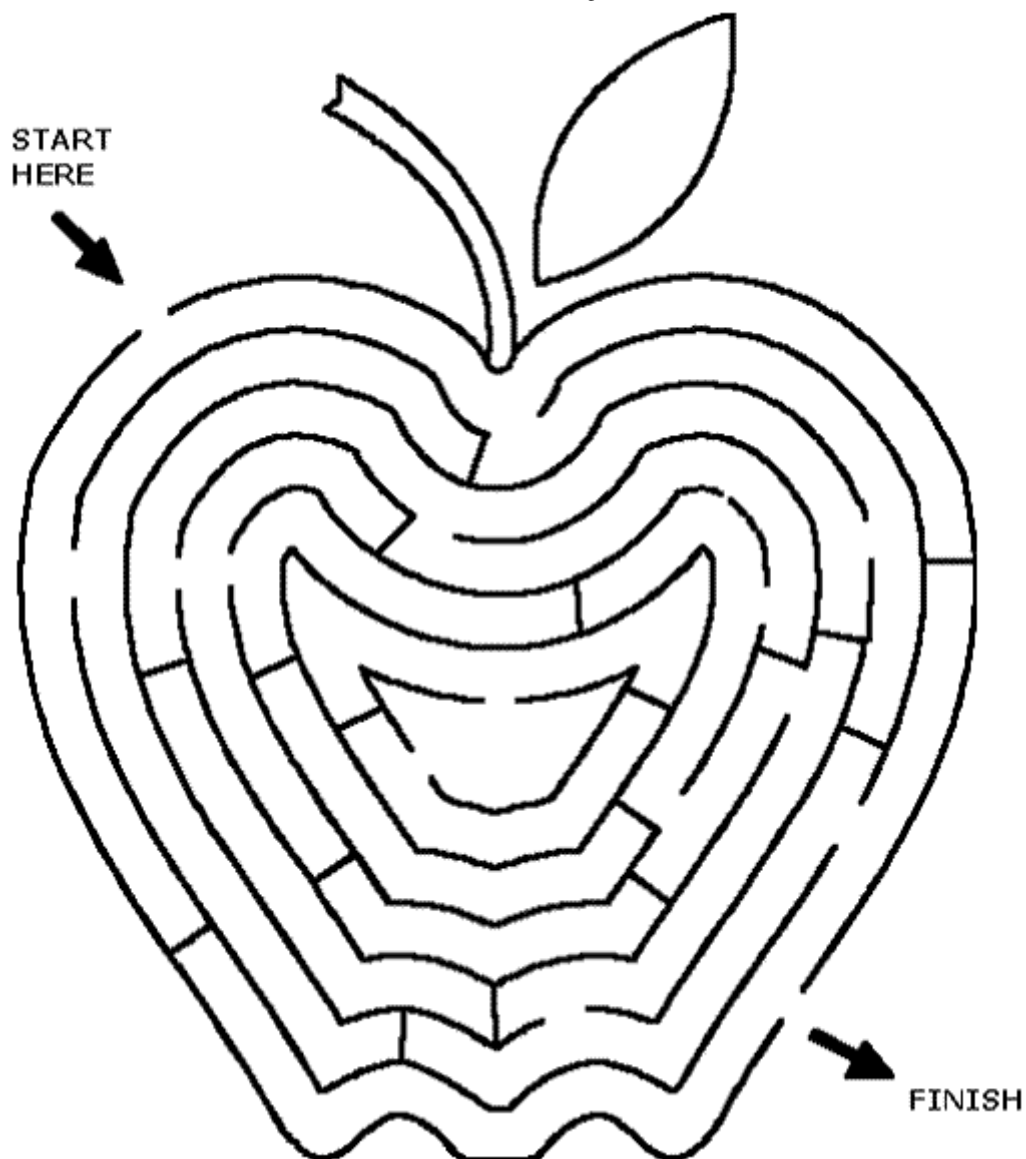
1	2	3	4	5	6	7	8	9	10

Unscramble each word, then use the marked letters to reveal the secret word.

HERE ARE SOME CLUES IN CASE YOU NEED HELP!

- The opposite of man. Genesis 3:1 (NIV)
- Apples, oranges, bananas, peaches, etc. Genesis 3:3 (NIV)
- A large plant with a wooden trunk and branches. Genesis 3:1(NIV)
- A beautiful place with trees, plants, and flowers. Genesis 3:1 (NIV)
  - Another word for a snake. Genesis 3:1 (NIV)

Final Answer: Something that makes you want to do something that you know you should not.



"You will not surely die," the serpent said to the woman. "For God knows that when you eat of it your eyes will be opened, and you will be like God, knowing good and evil."

Genesis 3:4-5 (NVI)



# Temptation in the Garden



"You will not surely die," the serpent said to the woman. "For God knows that when you eat of it your eyes will be opened, and you will be like God, knowing good and evil." Genesis 3:4-5 (NIV)

Choose the word that best matches the definition.

- \_\_\_ 1. The creature that tempted Eve; a snake  
A. cat B. bird C. husband D. serpent
- \_\_\_ 2. To put food into the mouth, chew it, and swallow it  
A. eat B. drink C. bite D. sip
- \_\_\_ 3. The sweet-tasting part of a tree which can be eaten  
A. trunk B. leaves C. bark D. fruit
- \_\_\_ 4. A tall plant which has a wooden trunk and branches  
A. garden B. tree C. weed D. fruit
- \_\_\_ 5. A piece of land where flowers and other plants are grown  
A. desert B. lake C. garden D. die
- \_\_\_ 6. To stop living  
A. eat B. die C. born D. sleep
- \_\_\_ 7. An adult female human being  
A. man B. girl C. boy D. woman
- \_\_\_ 8. The man to whom a woman is married  
A. serpent B. son C. husband D. uncle

Loading...

# Adam and Eve and the Sneaky Snake

---

The serpent was the shrewdest of all the wild animals the Lord God had made. One day he asked the woman, "Did God really say you must not eat the fruit from any of the trees in the garden?" Genesis 3:1 (NLT)

Choose the word that best fits the definition.

- \_\_\_ The male partner in a marriage.  
A. ADAM B. SERPENT C. EVE D. HUSBAND
- \_\_\_ The first man.  
A. EDEN B. GARDEN C. TREE D. ADAM
- \_\_\_ The part of a tree that you eat such as apples and oranges.  
A. EVIL B. FRUIT C. HUSBAND D. GOOD
- \_\_\_ A beautiful place where God placed Adam and Eve.  
A. EDEN B. GOOD C. HUSBAND D. GARDEN
- \_\_\_ A place where fruit and vegetables are planted.  
A. EVIL B. ADAM C. GARDEN D. SERPENT
- \_\_\_ Something that causes harm; or is bad or wrong.  
A. FRUIT B. EVE C. TREE D. EVIL
- \_\_\_ Another word for a snake.  
A. SERPENT B. EVE C. ADAM D. EDEN
- \_\_\_ The first woman.  
A. FRUIT B. EVE C. EVIL D. HUSBAND
- \_\_\_ Something that is very pleasing and admired.  
A. SERPENT B. GOOD C. GARDEN D. TREE
- \_\_\_ A tall plant with a trunk, limbs, and leaves.  
A. FRUIT B. TREE C. HUSBAND D. GOOD



# Temptation in the Garden

"You will not surely die," the serpent said to the woman. "For God knows that when you eat of it your eyes will be opened, and you will be like God, knowing good and evil." Genesis 3:4-5 (NIV)

The puzzle is based on Genesis 3:1-7 (NLT).



X	E	A	T	E	Z	N	L	L	T	L	S	Y	G	I
S	E	R	P	E	N	T	A	O	G	O	X	C	J	P
G	V	O	T	P	S	N	D	K	V	K	U	H	G	Y
O	R	X	K	Q	D	N	J	Y	E	Z	V	C	A	E
O	X	Q	F	L	A	F	F	T	E	D	Q	G	H	T
D	V	Z	I	B	N	K	F	Y	C	R	A	F	T	Y
G	E	W	S	I	R	I	N	J	N	C	F	W	K	Q
J	W	U	E	F	E	K	B	O	T	R	E	O	D	K
A	H	F	Y	R	F	V	F	D	W	B	Z	M	I	A
M	N	U	E	U	O	J	I	P	W	S	F	A	E	V
T	I	I	S	I	O	E	L	L	Z	I	R	N	P	Q
D	R	D	M	T	D	M	Q	P	O	J	S	K	X	Q
F	B	E	D	A	U	X	B	V	P	G	A	D	B	U
G	G	X	E	L	L	F	T	C	Q	E	N	W	O	D
K	R	I	P	S	E	S	T	G	A	R	D	E	N	M

KNOW  
EAT  
EVIL  
MIDDLE

EYES  
DIE  
WOMAN  
WILD

GOOD  
TREES  
FOOD  
SERPENT

CRAFTY  
HUSBAND  
FRUIT  
TOUCH

ANIMALS  
WISDOM  
GARDEN  
NAKED



# Adam and Eve and the Sneaky Snake

The serpent was the shrewdest of all the wild animals the Lord God had made. One day he asked the woman, "Did God really say you must not eat the fruit from any of the trees in the garden?"  
Genesis 3:1 (NLT)

At the bottom of the page is a list of words. These words are hidden in the puzzle. The words have been placed horizontally, vertically, and diagonally. When you find a word, draw a circle around it.

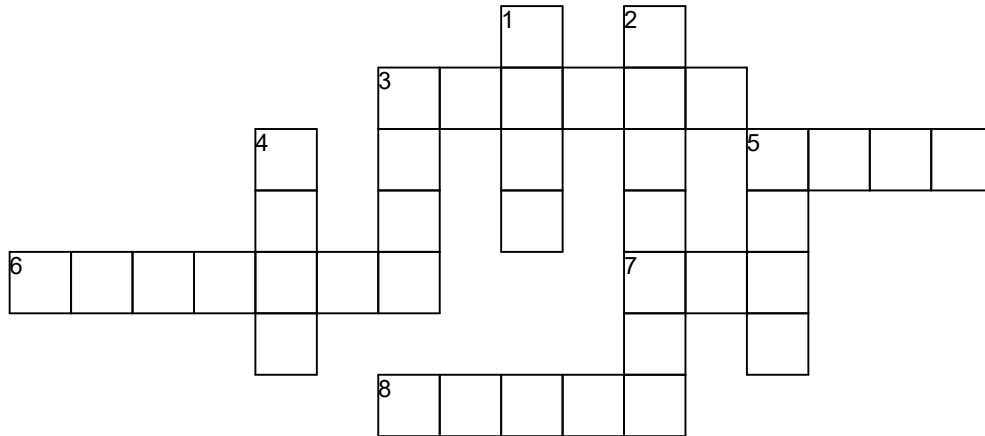
X	M	J	K	P	D	R	E	Q	M	H	L	P	S	A	H
P	E	R	E	V	I	L	A	E	W	F	V	E	G	P	U
I	T	G	A	R	D	E	N	W	O	U	Y	T	V	F	S
T	L	D	S	B	E	G	Y	E	M	E	T	W	S	T	B
R	O	S	O	L	F	W	B	E	A	E	O	N	X	M	A
E	R	Y	J	M	Q	X	B	Q	N	T	D	J	X	I	N
E	D	K	I	O	J	L	T	R	A	Y	D	E	M	M	D
C	S	G	O	O	D	D	C	S	E	R	P	E	N	T	X
U	Q	F	I	W	F	I	R	T	S	E	R	Q	B	D	M
C	D	I	V	A	N	R	J	D	V	C	Q	N	Q	A	L
X	N	Y	I	R	L	A	U	E	W	J	Y	T	D	Y	T
Y	T	S	A	N	C	R	K	I	U	Q	T	A	C	Q	W
V	A	D	Q	E	T	O	B	E	T	M	J	E	E	I	V
K	I	H	W	D	H	R	H	E	D	J	F	P	C	I	B

EDEN	LORD	NAKED	HUSBAND	EVIL
GARDEN	WOMAN	GOOD	ADAM	TREE
WARNED	FRUIT	EYES	SERPENT	EVE

# Adam and Eve and the Sneaky Snake

The serpent was the shrewdest of all the wild animals the Lord God had made. One day he asked the woman, "Did God really say you must not eat the fruit from any of the trees in the garden?"  
Genesis 3:1 (NLT)

*Using the clues at the bottom of the page for words that are Across or Down, write the correct words in the numbered grid below.*



## ACROSS

3. A place where fruit and vegetables are planted.
5. Something that causes harm; or is bad or wrong.
6. The male partner in a marriage.
7. The first woman.
8. The part of a tree that you eat such as apples and oranges.

## DOWN

1. A tall plant with a trunk, limbs, and leaves.
2. Another word for a snake.
3. Something that is very pleasing and admired.
4. The first man.
5. A beautiful place where God placed Adam and Eve.


GARDEN  
TREE

ADAM  
EVIL

SERPENT  
GOOD

HUSBAND  
FRUIT

EVE  
EDEN



# Adam and Eve and the Sneaky Snake

The serpent was the shrewdest of all the wild animals the Lord God had made. One day he asked the woman, "Did God really say you must not eat the fruit from any of the trees in the garden?"  
Genesis 3:1 (NLT)

The words below have been written in code. Use the hints in the decoder at the top of the page to help break the code (the letters on top are the correct answers, the numbers on the bottom are the code). Write the correct word on the line provided.

A	B	C	D	E	F	G	H	I	J	K	L	M	N	O	P	Q	R	S	T	U	V	W	X	Y	Z
1	2	3	4	5	6	7	8	9	10	11	12	13	14	15	16	17	18	19	20	21	22	23	24	25	26

5-22-9-12 \_\_\_\_\_

7-15-15-4 \_\_\_\_\_

5-4-5-14 \_\_\_\_\_

5-22-5 \_\_\_\_\_

20-18-5-5 \_\_\_\_\_

8-21-19-2-1-14-4 \_\_\_\_\_

1-4-1-13 \_\_\_\_\_

6-18-21-9-20 \_\_\_\_\_

7-1-18-4-5-14 \_\_\_\_\_

19-5-18-16-5-14-20 \_\_\_\_\_

ADAM

GOOD

SERPENT

HUSBAND

EDEN

TREE

EVIL

GARDEN

FRUIT

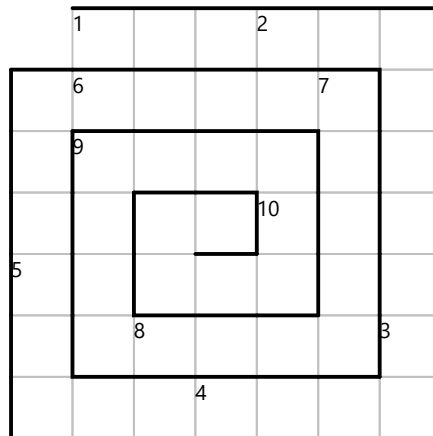
EVE



# Adam and Eve and the Sneaky Snake

The serpent was the shrewdest of all the wild animals the Lord God had made. One day he asked the woman, "Did God really say you must not eat the fruit from any of the trees in the garden?" Genesis 3:1 (NLT)

Numbered clues appear below the spiral grid. Write the word that matches the clue in the spiral puzzle. The word does not overlap with the next word (marked by the next number) and it must be written in the correct direction (from a lower numbered space to a higher numbered space).



- |  |   |
|--|---|
| 1. The first woman.  | 6. A tall plant with a trunk, limbs, and leaves.    |
| 2. The male partner in a marriage.                             | 7. Another word for a snake.                        |
| 3. Something that causes harm; or is bad or wrong.             | 8. The first man.                                   |
| 4. The part of a tree that you eat such as apples and oranges. | 9. Something that is very pleasing and admired.     |
| 5. A beautiful place where God placed Adam and Eve.            | 10. A place where fruit and vegetables are planted. |


GOOD  
EVIL

GARDEN  
ADAM

TREE  
EVE

HUSBAND  
FRUIT

EDEN  
SERPENT



# Who Me? Not Me!

And he said, "Who told you that you were naked? Have you eaten from the tree that I commanded you not to eat from?" Genesis 3:11

Each number represents a letter of the alphabet. Substitute the correct letter for the numbers to reveal the coded words.



X	R	H	A	L	T	P	D	Y	Z	O	Q	E	G	V	B	U	M	I	J	F	W	K	S	C	N
1	2	3	4	5	6	7	8	9	10	11	12	13	14	15	16	17	18	19	20	21	22	23	24	25	26

- 18-4-26 \_\_\_\_\_
- 22-11-18-4-26 \_\_\_\_\_
- 14-4-2-8-13-26 \_\_\_\_\_
- 6-2-13-13 \_\_\_\_\_
- 21-2-17-19-6 \_\_\_\_\_
- 24-13-2-7-13-26-6 \_\_\_\_\_
- 26-4-23-13-8 \_\_\_\_\_
- 4-21-2-4-19-8 \_\_\_\_\_

MAN	FRUIT	NAKED	AFRAID
WOMAN	GARDEN	SERPENT	TREE

# Who Me? Not Me!

And he said, "Who told you that you were naked? Have you eaten from the tree that I commanded you not to eat from?"

Genesis 3:11 (NIV)

The puzzle is based on Genesis 3:8-15



S	O	X	K	U	T	L	W	U	Y	H	R	X	Y	Y
E	M	C	R	E	U	R	Z	A	K	P	E	E	Q	X
R	N	C	Z	M	B	B	Q	E	L	D	J	A	A	A
P	J	M	W	N	G	N	S	O	I	K	M	I	R	T
E	W	A	R	J	A	B	T	A	W	Q	I	Z	E	D
N	J	O	C	V	B	K	R	O	H	M	Y	N	R	Y
T	T	K	M	G	V	F	E	H	Q	O	J	W	G	O
A	H	F	F	A	A	Y	B	D	P	I	H	O	U	S
H	K	N	K	X	N	R	Y	T	I	P	X	E	J	O
I	W	U	H	X	S	T	D	W	I	F	E	Z	I	K
D	E	F	R	U	I	T	V	E	W	X	P	O	Q	W
H	D	D	U	I	Y	P	E	B	N	E	O	L	D	D
S	V	G	H	Y	N	E	P	Z	Q	L	F	N	O	D
N	B	W	Q	T	E	C	P	N	O	I	A	G	B	S
L	D	E	C	E	I	V	E	D	P	M	T	R	E	E


SERPENT  
EAT  
HID

DECEIVED  
WALKING  
MAN

HEARD  
GARDEN  
WIFE

TREE  
GOD  
WOMAN

FRUIT  
AFRAID  
NAKED



# Bible Pathway Adventures

BIBLE QUIZ

## THE CREATION

Match the question with the  
answer on the right.

### Questions

- \_\_\_\_\_ What did Yah (God) call the light?
- \_\_\_\_\_ What was created on the second day?
- \_\_\_\_\_ What did Yah call dry land?
- \_\_\_\_\_ What is the name of the light that rules the day?
- \_\_\_\_\_ On what day did He create swimming creatures?
- \_\_\_\_\_ In what image did Yah create men and women?
- \_\_\_\_\_ On which day did Yah rest?
- \_\_\_\_\_ How did Yah water the earth? (Gen 2:6)
- \_\_\_\_\_ How did Yah create a man? (Gen 2:7)
- \_\_\_\_\_ How did Yah create a woman? (Gen 2:21)
- \_\_\_\_\_ What was the name of the garden where Adam and Eve lived?

### Answers

- 1. Sun
- 2. Earth
- 3. From dust of the earth, and then breathed life into him
- 4. Eden
- 5. His own image
- 6. A mist rose from the earth
- 7. Heaven
- 8. Seventh day (Sabbath)
- 9. Fifth day
- 10. From Adam's rib
- 11. Day









Can you name the fruit below?

Fruit



# God created birds


God created lots of birds. Color and cut out the birds.  
Paste them onto the land.




Duck



Dove




Peacock




Chicken

# Big & small

God created seeds that grow into trees (Genesis 1:29).  
A seed is small. A tree is big.



big



small

Draw something big.

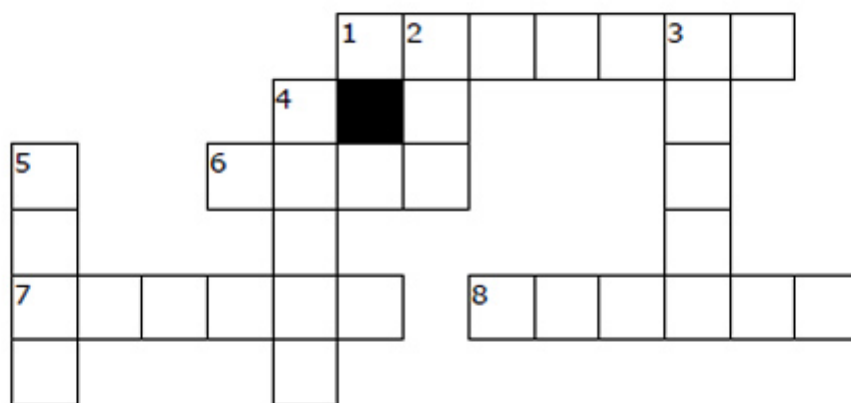
Draw something small.

# Who Me? Not Me!

And he said, "Who told you that you were naked? Have you eaten from the tree that I commanded you not to eat from?"

Genesis 3:11 (NIV)

Puzzle is based on Genesis 3:8-15



## ACROSS

1. A snake
6. A tall, woody plant with a main trunk and branches with leaves
7. To be filled with fear
8. An area where flowers, fruits, or vegetables grow

## DOWN

2. The first woman
3. Not wearing any clothes
4. The product from a tree that can be eaten (apples, oranges)
5. The first man

EVE	SERPENT	FRUIT	NAKED
GARDEN	AFRAID	ADAM	TREE