






Directions: Advance through the HyperDoc below by completing the activities in order.

	<h2 style="text-align: center;">Engage</h2> <p style="text-align: center;">(The purpose for the ENGAGE stage is to pique student interest and get them personally involved in the lesson, while pre-assessing prior understanding.)</p> <p>Type engaging intro here...</p>
---	--

	<h2 style="text-align: center;">Explore</h2> <p style="text-align: center;">(The purpose for the EXPLORE stage is to get students involved in the topic; providing them with a chance to build their own understanding.)</p> <p>A...</p>
---	--

	<h2 style="text-align: center;">Explain</h2> <p style="text-align: center;">(The purpose for the EXPLAIN stage is to provide students with an opportunity to communicate what they have learned so far and figure out what it means.)</p> <p>Using ...</p>
--	--

	<h2 style="text-align: center;">Elaborate/Extend</h2> <p style="text-align: center;">(The purpose for the EXTEND stage is to allow students to use their new knowledge and continue to explore its implications.)</p> <p>Reflect...</p>
---	---

	<h2 style="text-align: center;">Evaluate</h2> <p style="text-align: center;">(The purpose for the EVALUATE stage is for both students and teachers to determine how much learning and understanding has taken place.)</p> <p>To extend...</p>
---	---

