

# Best Practices for Transitioning to Blended Learning



# Agenda

- What is blended learning?
  - Planning for blended learning
  - Best practices for blended learning
  - Using the 5 E Model
-

## Learner-Human Interaction

## Learner-Content Interaction



Technology-Mediated Interaction

Online human Interaction



Q2

Digital Content Interaction



Q1

Dynamic & Data Rich

Personalized, Adaptive Software

Simulations

Educational Apps

Static Websites

Videos

Static & Data Poor

Non Tech-Mediated Interaction

In-person Interaction

Q3




Individual Instruction

Small Group Instruction

Whole Class Instruction


Q4

Non-Digital Content



# Planning with Purpose

1. Cohesive experiences that balance face-to-face and online
1. Experiences designed for each unique learning platform
1. Synchronous and asynchronous
2. Structure and flexibility
3. Independent and collaborative




# Planning with the 5E's Instructional Model

Lesson Elements	What does it look like?	What tools can I use?
Engage	Brainstorm <ul style="list-style-type: none"> <li>• What do you think?</li> </ul> Ask questions <ul style="list-style-type: none"> <li>• What do you wonder? What are you curious about?</li> </ul> Access prior knowledge <ul style="list-style-type: none"> <li>• What do you know? How did you learn it?</li> </ul>	<a href="#">Padlet</a> Google Classroom Question <a href="#">Google docs</a> Answer Garden Google Form (share the findings)
Explore	Research Watch videos Read Offline Task Discuss	Video (PBS Learning Media, YouTube) Newsela Google Classroom Question Online Discussion Shared Google Slide Deck <a href="#">HyperDocs</a>
Explain	Live Synchronous Sessions or Asynchronous Video Lessons <ul style="list-style-type: none"> <li>• Instruction</li> <li>• Modeling</li> <li>• Scaffolding</li> </ul>	Google Hangout or Zoom <ul style="list-style-type: none"> <li>• Use the chat feature to ask questions and engage the group</li> </ul> Screencastify (Chrome Extension) <ul style="list-style-type: none"> <li>• Share videos directly from Google Drive</li> </ul> Edpuzzle <ul style="list-style-type: none"> <li>• Engage students around your video content with questions and monitor their progress</li> </ul> FlipGrid <ul style="list-style-type: none"> <li>• Allow students to teach each other concepts by recording videos</li> </ul>
Elaborate	Make connections <ul style="list-style-type: none"> <li>• Connect concepts</li> <li>• Connect concepts to life beyond the classroom</li> <li>• Connect concepts to art, literature, music</li> </ul> Apply learning to new or novel situations <ul style="list-style-type: none"> <li>• Tackle quirky real-world problems</li> <li>• Document your process as a group</li> </ul> Explain how <ul style="list-style-type: none"> <li>• Articulate the process you would use to solve a problem or approach a particular situation</li> </ul>	Quizizz Shared Google Docs, <a href="#">Slides</a> , Drawings, Spreadsheets, Comments FlipGrid Quizlet Kahoot! Hyperdocs <a href="#">Mindmeister</a>
Evaluate	Formative assessments Quizzes Video reflections Digital exit tickets Performance tasks Projects	Quizizz Kahoot! Google Forms Socrative Shared Google docs/slides

# Explore



# Elaborate



# Tech Tools

Padlet

Kami

Pear Deck

Google Slides/docs

Flipgrid

Watch these tutorials  
for easy  
implementation in  
your digital  
classrooms!

---





# Want to Book This Workshop? Contact Us Today!

**Inspired Instruction, LLC.  
Standards Solution Holding**

[www.inspiredinstruction.com](http://www.inspiredinstruction.com)

196 Belvidere Avenue

Washington, NJ 08722

Phone: 908-223-7570

Fax: 908-223-7570

[Michele.Regan@inspiredinstruction.com](mailto:Michele.Regan@inspiredinstruction.com)

[Jaclyn.Siano@inspiredinstruction.com](mailto:Jaclyn.Siano@inspiredinstruction.com)