

READER'S WORKSHOP: PART 3

Best Practices for Instruction




OBJECTIVES

- To discuss best practices for formative assessment strategies during Reader's Workshop
- To brainstorm and share ideas for using and creating anchor charts
- To identify ways to use the "catch and release" method
- To discuss and create effective ways to debrief

STOP AND JOT

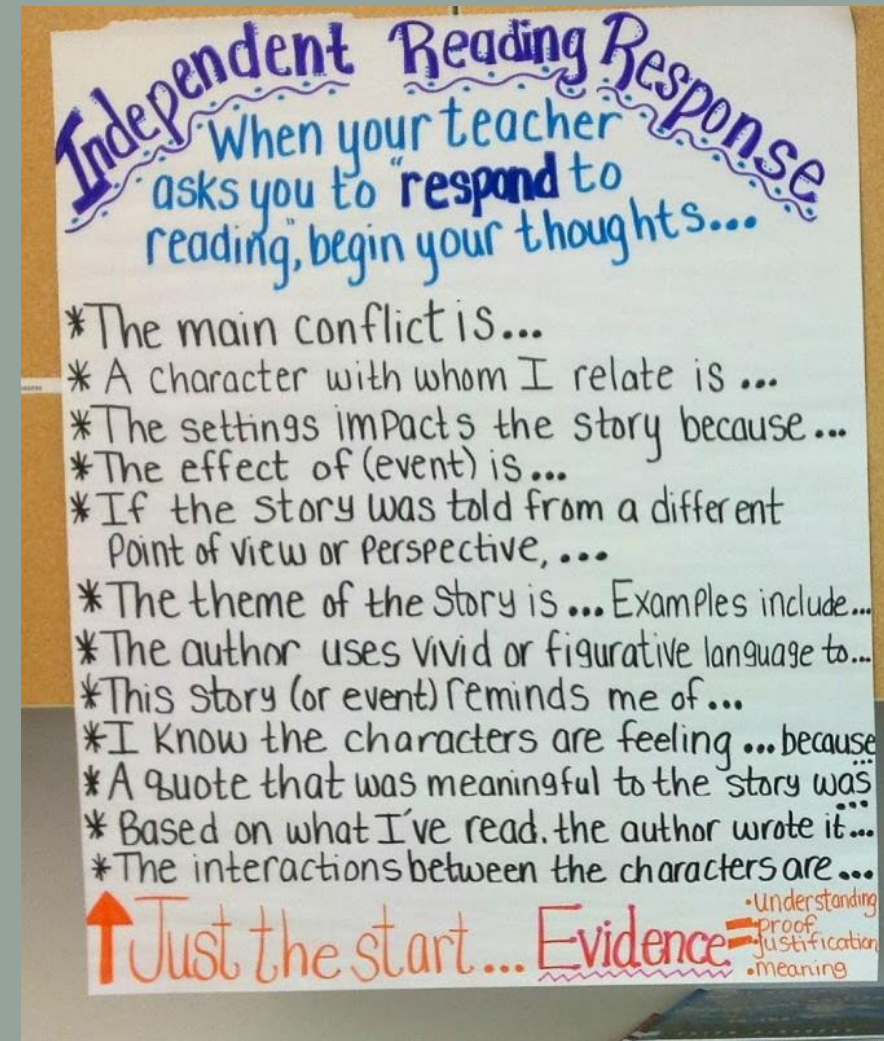
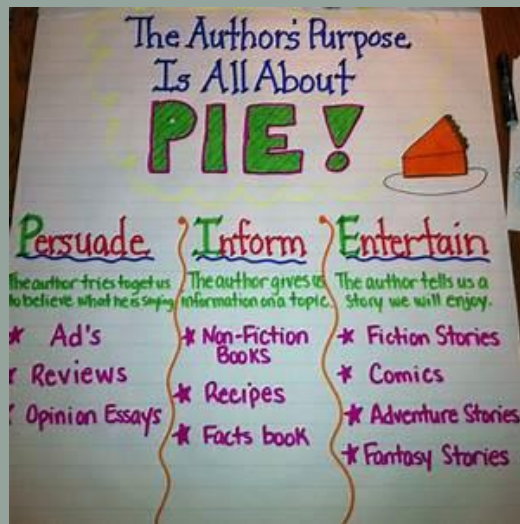
- Ask students to take some notes while reading.
- For differentiation purposes, students can choose a certain number to complete instead of all of them.

Look at the sample in your handout. Choose a few questions to adapt to your current/next reading selection.



DON'T REINVENT THE WHEEL

- Go to Google or Pinterest to search for anchor chart ideas for your upcoming lesson.
- Spend 10-15 minutes to create an anchor chart you can use for this lesson.



BRAINSTORM

Reflect on your last Reader's Workshop session.

What was an area of struggle during work/independent time?

What strategies/advice/resources could you have provided the students to help them?

METACOGNITION

Pinpoint trouble spots and knowledge gaps by having students answer specific questions about the given topic.

Simply hand out sheets of paper that ask:

- (a) “Can you summarize what you read today?”
- (b) “How can you apply what you read to other parts of your life?”
- (c) “What questions do you still have about what you read?”

YOUR TURN

- In your lesson plans (or in a planning tool), choose one of these debriefs to apply to an upcoming lesson.
- Take 10 minutes to plan and add.
- Be prepared to share your choice and any modifications you made.



WANT TO BOOK THIS
WORKSHOP? CONTACT US
TODAY!



Inspired Instruction, LLC.
Standards Solution Holding

www.inspiredinstruction.com

196 Belvidere Avenue
Washington, NJ 08722

Phone: 908-223-7570

Fax: 908-223-7570

Michele.Regan@inspiredinstruction.com

Jaclyn.Siano@inspiredinstruction.com