



Crawford County, KS

MOKAN Economic Partnership

MOKAN
partnership

105 North Rangeline PO Box 1706
Joplin, Missouri 64802

Contents

| | |
|-----------------------------------|----|
| Report Parameters | 1 |
| Economy Overview | 2 |
| Historic & Projected Trends | 4 |
| Population Characteristics | 8 |
| Industry Characteristics | 10 |
| Business Characteristics | 16 |
| Workforce Characteristics | 18 |
| Educational Pipeline | 25 |
| In-Demand Skills | 26 |

Report Parameters

1 County

20037 Crawford County, KS

Class of Worker

QCEW Employees, Non-QCEW Employees, and Self-Employed

The information in this report pertains to the chosen geographical area.

Economy Overview

38,763

Population (2020)

Population **decreased by 370** over the last 5 years and is projected to **decrease by 251** over the next 5 years.

19,773

Total Regional Employment

Jobs **grew by 163** over the last 5 years and are projected to **grow by 377** over the next 5 years.

\$40.2K

Median Household Income (2018)

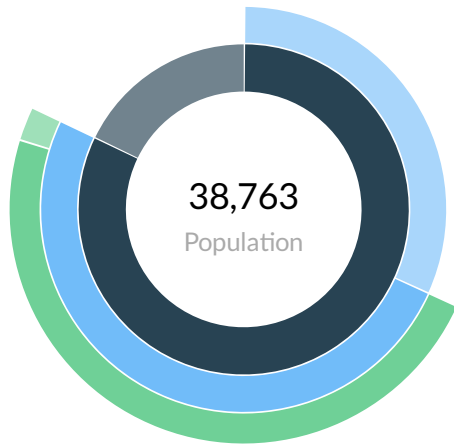
Median household income is **\$20.1K below** the national median household income of \$60.3K.

Takeaways

- As of 2020 the region's population **declined by 0.9%** since 2015, falling by 370. Population is expected to **decrease by 0.6%** between 2020 and 2025, losing 251.
- From 2015 to 2020, jobs **increased by 0.8%** in Crawford County, KS from 19,609 to **19,773**. This change **fell short of the national growth rate of 6.2% by 5.4%**. As the number of jobs increased, the **labor force participation rate increased from 59.1% to 61.4% between 2015 and 2020**.
- Concerning educational attainment, **18.2% of Crawford County, KS residents possess a Bachelor's Degree** (0.8% below the national average), and **8.7% hold an Associate's Degree** (0.5% above the national average).
- The top three industries in 2020 are Education and Hospitals (Local Government), Restaurants and Other Eating Places, and Local Government, Excluding Education and Hospitals.

| | Population (2020) | Labor Force (2020) | Jobs (2020) | Cost of Living | GRP | Imports | Exports |
|---------------|-------------------|--------------------|-------------|----------------|----------|---------|---------|
| Region | 38,763 | 19,524 | 19,773 | 89.8 | \$1.44B | \$2.18B | \$2.04B |
| United States | 330,354,682 | 161,053,178 | 166,243,585 | 100.0 | \$21.12T | \$0 | \$8.97T |

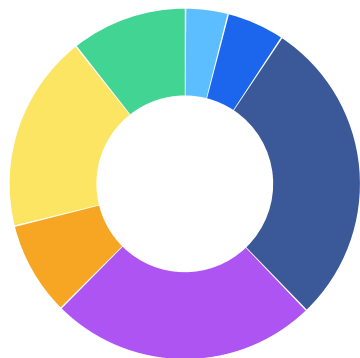
2020 Labor Force Breakdown



| | Population |
|--------------------------------|------------|
| ● Total Working Age Population | 31,814 |
| ● Not in Labor Force (15+) | 12,290 |
| ● Labor Force | 19,524 |
| ● Employed | 18,611 |
| ● Unemployed | 913 |
| ● Under 15 | 6,948 |

Educational Attainment

Concerning educational attainment, **18.2% of Crawford County, KS residents possess a Bachelor's Degree** (0.8% below the national average), and **8.7% hold an Associate's Degree** (0.5% above the national average).

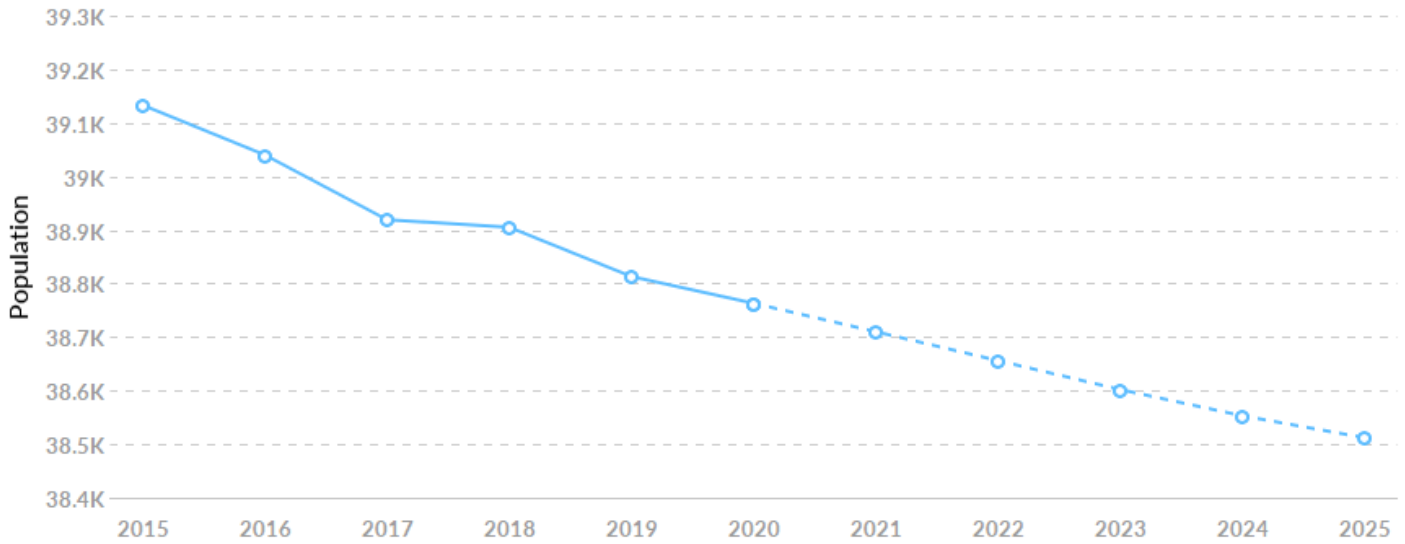


| | % of Population | Population |
|------------------------------|-----------------|------------|
| ● Less Than 9th Grade | 3.9% | 917 |
| ● 9th Grade to 12th Grade | 5.3% | 1,245 |
| ● High School Diploma | 28.5% | 6,662 |
| ● Some College | 24.7% | 5,765 |
| ● Associate's Degree | 8.7% | 2,023 |
| ● Bachelor's Degree | 18.2% | 4,263 |
| ● Graduate Degree and Higher | 10.7% | 2,506 |

Historic & Projected Trends

Population Trends

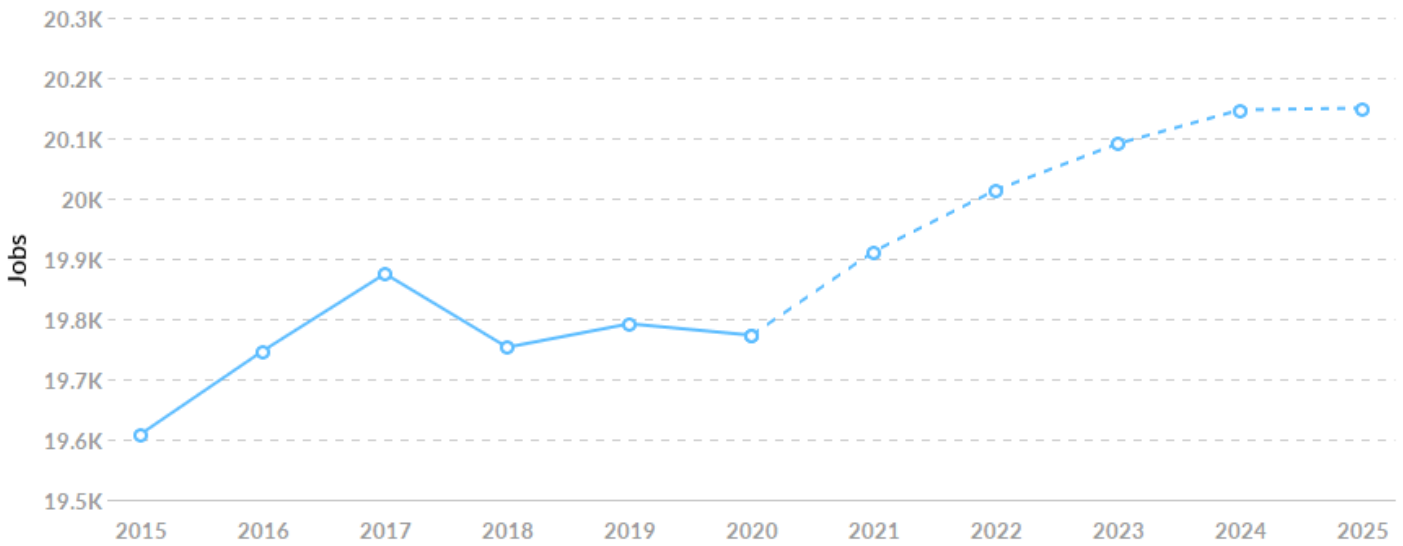
As of 2020 the region's population **declined by 0.9%** since 2015, falling by 370. Population is expected to **decrease by 0.6%** between 2020 and 2025, losing 251.



| Timeframe | Population |
|-----------|------------|
| 2015 | 39,133 |
| 2016 | 39,040 |
| 2017 | 38,919 |
| 2018 | 38,905 |
| 2019 | 38,813 |
| 2020 | 38,763 |
| 2021 | 38,710 |
| 2022 | 38,656 |
| 2023 | 38,602 |
| 2024 | 38,553 |
| 2025 | 38,512 |

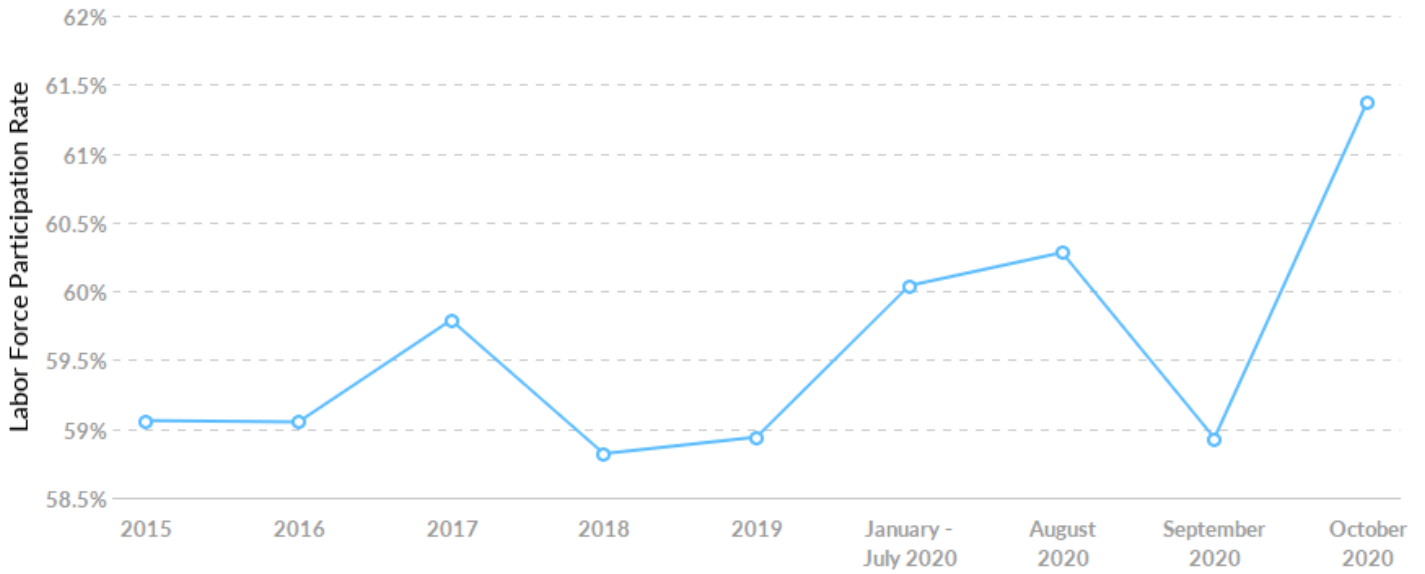
Job Trends

From 2015 to 2020, jobs increased by **0.8%** in Crawford County, KS from 19,609 to **19,773**. This change **fell short of the national growth rate of 6.2%** by **5.4%**.



| Timeframe | Jobs |
|-----------|--------|
| 2015 | 19,609 |
| 2016 | 19,747 |
| 2017 | 19,875 |
| 2018 | 19,753 |
| 2019 | 19,792 |
| 2020 | 19,773 |
| 2021 | 19,912 |
| 2022 | 20,014 |
| 2023 | 20,091 |
| 2024 | 20,147 |
| 2025 | 20,150 |

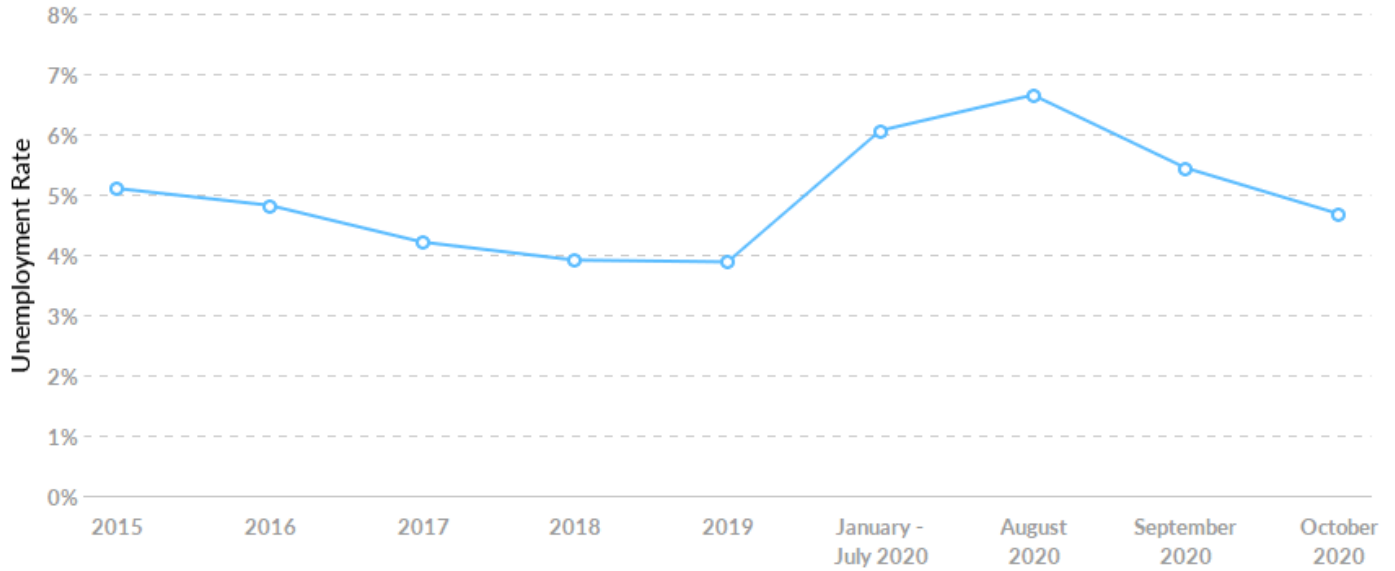
Labor Force Participation Rate Trends



| Timeframe | Labor Force Participation Rate |
|---------------------|--------------------------------|
| 2015 | 59.06% |
| 2016 | 59.05% |
| 2017 | 59.79% |
| 2018 | 58.82% |
| 2019 | 58.94% |
| January - July 2020 | 60.04% |
| August 2020 | 60.28% |
| September 2020 | 58.93% |
| October 2020 | 61.37% |

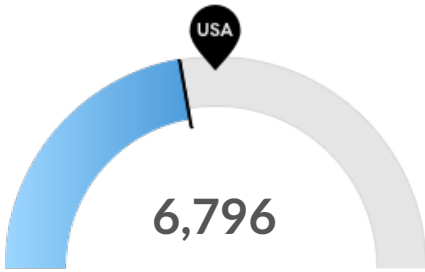
Unemployment Rate Trends

Crawford County, KS had an October 2020 unemployment rate of 4.68%, decreasing from 5.10% 5 years before.



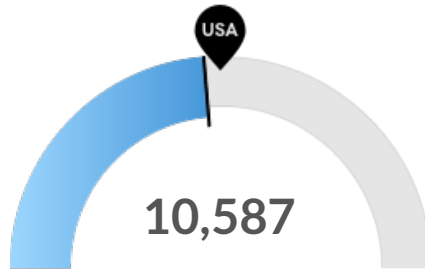
| Timeframe | Unemployment Rate |
|---------------------|-------------------|
| 2015 | 5.10% |
| 2016 | 4.82% |
| 2017 | 4.21% |
| 2018 | 3.91% |
| 2019 | 3.88% |
| January - July 2020 | 6.06% |
| August 2020 | 6.65% |
| September 2020 | 5.44% |
| October 2020 | 4.68% |

Population Characteristics



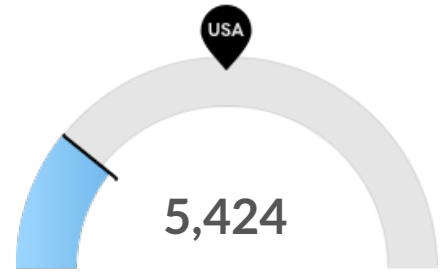
Millennials

Crawford County, KS has 6,796 millennials (ages 25-39). The national average for an area this size is 8,003.



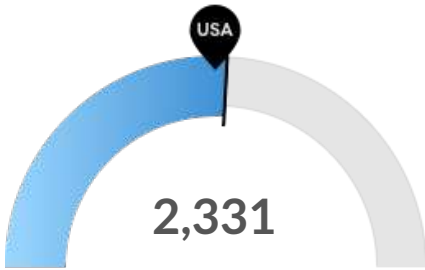
Retiring Soon

Retirement risk is about average in Crawford County, KS. The national average for an area this size is 11,412 people 55 or older, while there are 10,587 here.



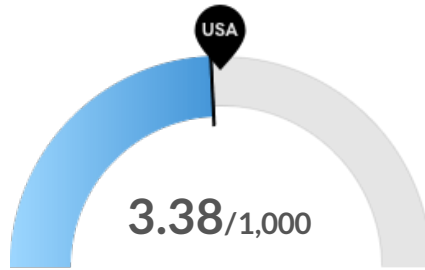
Racial Diversity

Racial diversity is low in Crawford County, KS. The national average for an area this size is 15,482 racially diverse people, while there are 5,424 here.



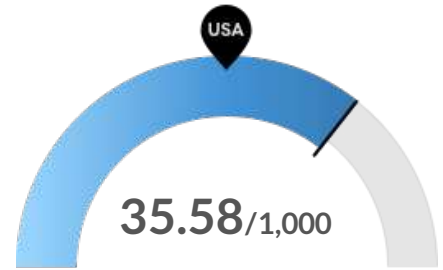
Veterans

Crawford County, KS has 2,331 veterans. The national average for an area this size is 2,216.



Violent Crime

Crawford County, KS has 3.38 violent crimes per 1,000 people. The national rate is 3.53 per 1,000 people.

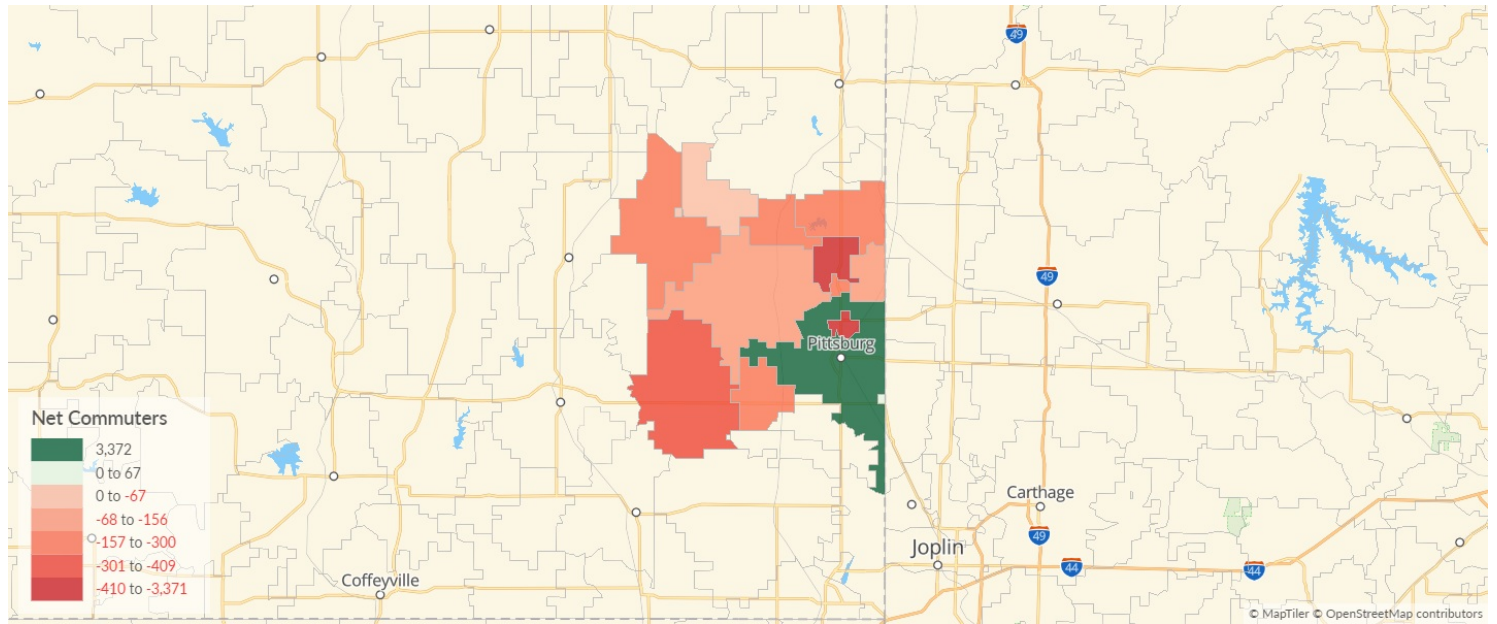


Property Crime

Crawford County, KS has 35.58 property crimes per 1,000 people. The national rate is 19.79 per 1,000 people.

Place of Work vs Place of Residence

Understanding where talent in Crawford County, KS currently works compared to where talent lives can help you optimize site decisions.



Where Talent Works

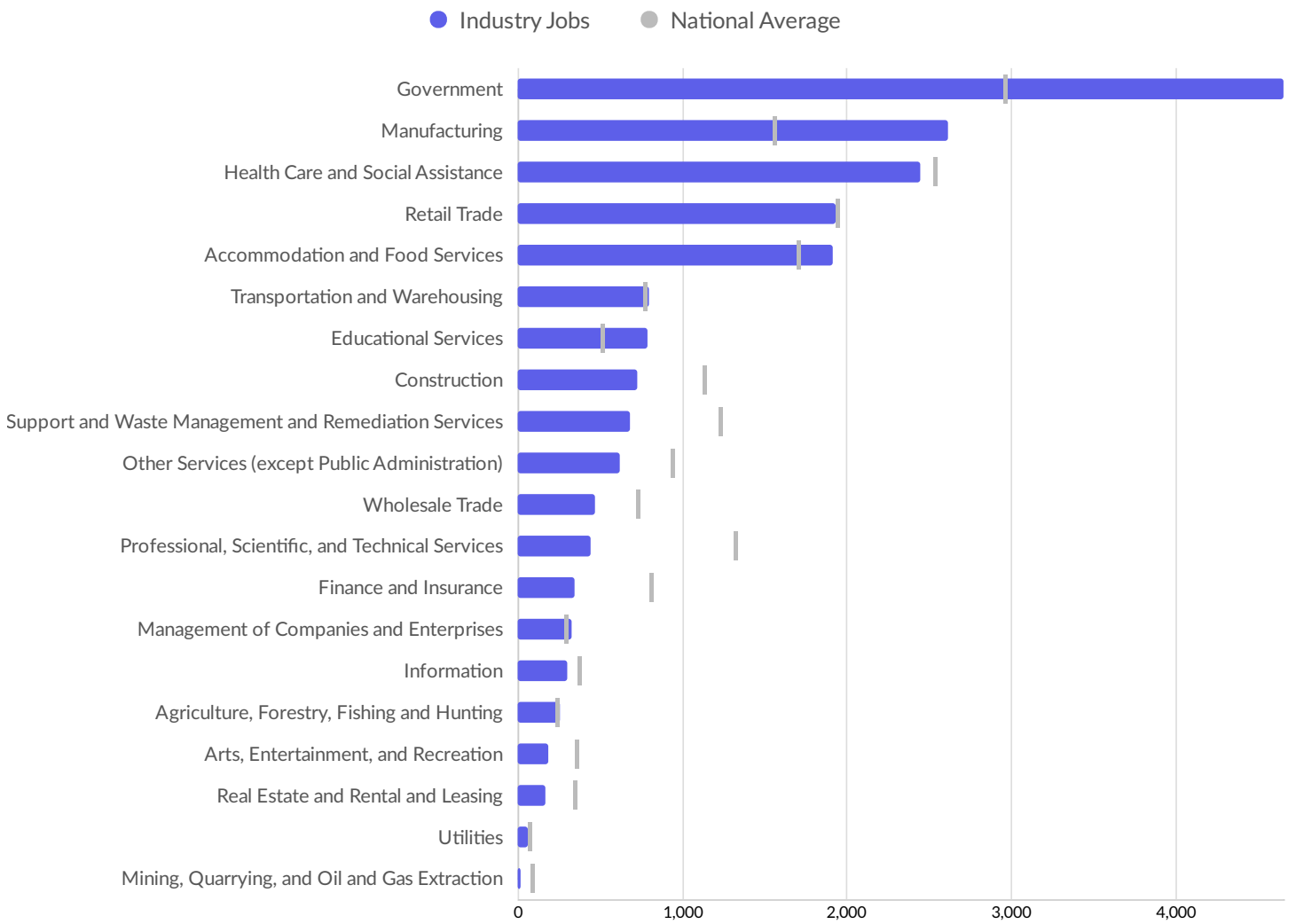
Where Talent Lives

| ZIP | Name | 2020 Employment |
|-------|-----------------------------|-----------------|
| 66762 | Pittsburg, KS (in Crawfo... | 14,406 |
| 66743 | Girard, KS (in Crawford ... | 2,072 |
| 66763 | Frontenac, KS (in Crawf... | 1,489 |
| 66712 | Arma, KS (in Crawford c... | 428 |
| 66756 | Mulberry, KS (in Crawfo... | 350 |

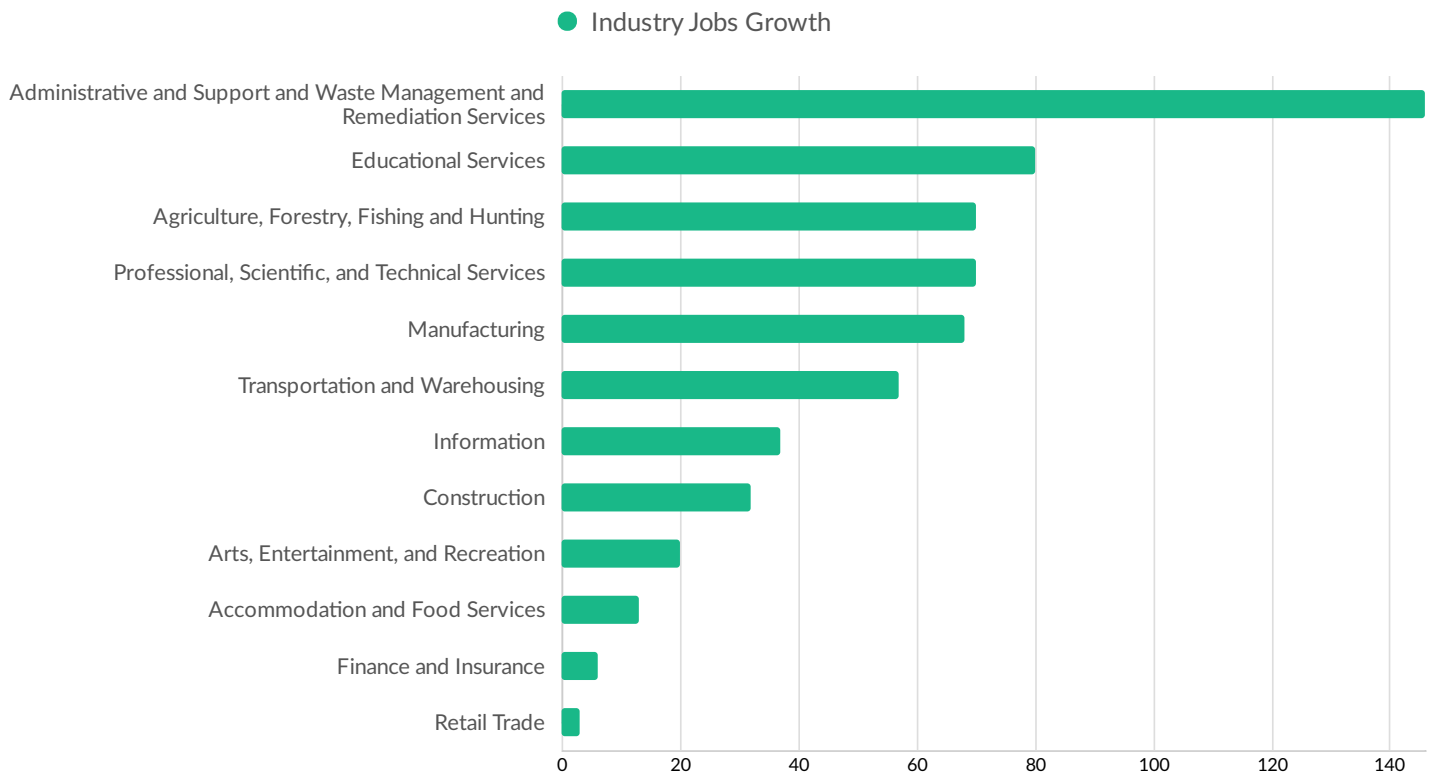
| ZIP | Name | 2020 Workers |
|-------|-----------------------------|--------------|
| 66762 | Pittsburg, KS (in Crawfo... | 11,034 |
| 66743 | Girard, KS (in Crawford ... | 2,146 |
| 66763 | Frontenac, KS (in Crawf... | 1,908 |
| 66712 | Arma, KS (in Crawford c... | 838 |
| 66753 | Mc Cune, KS (in Crawfo... | 563 |

Industry Characteristics

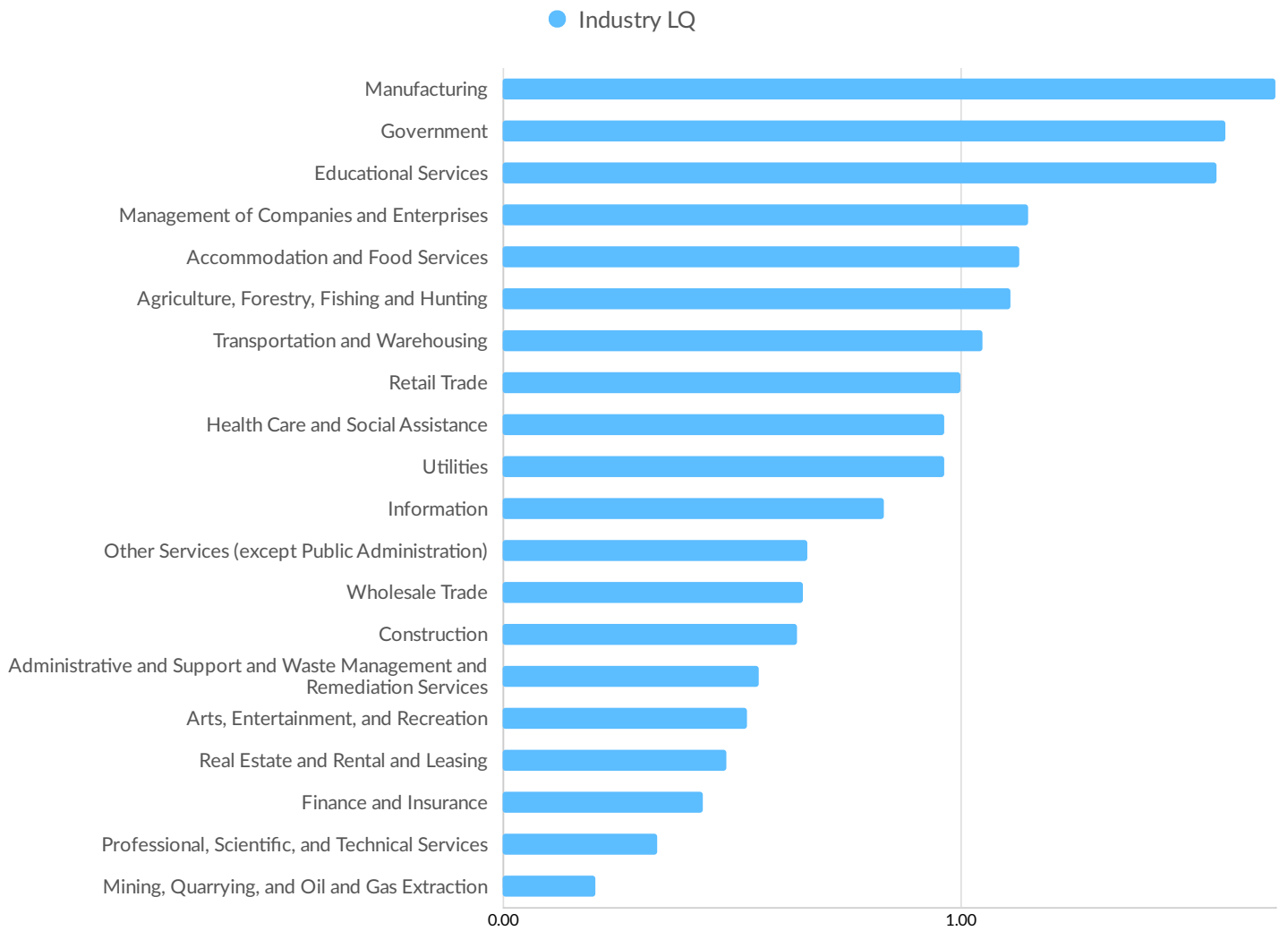
Largest Industries



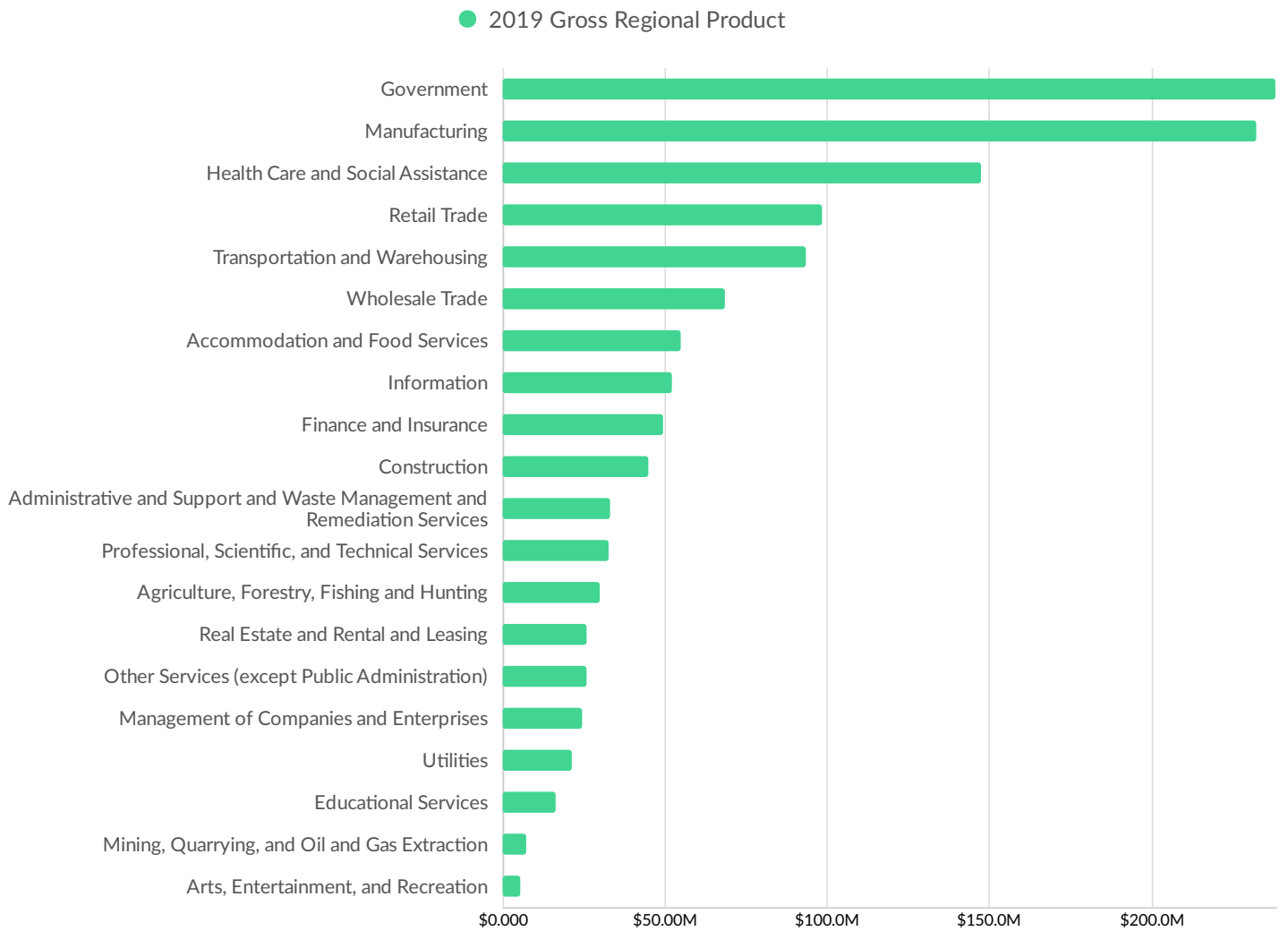
Top Growing Industries



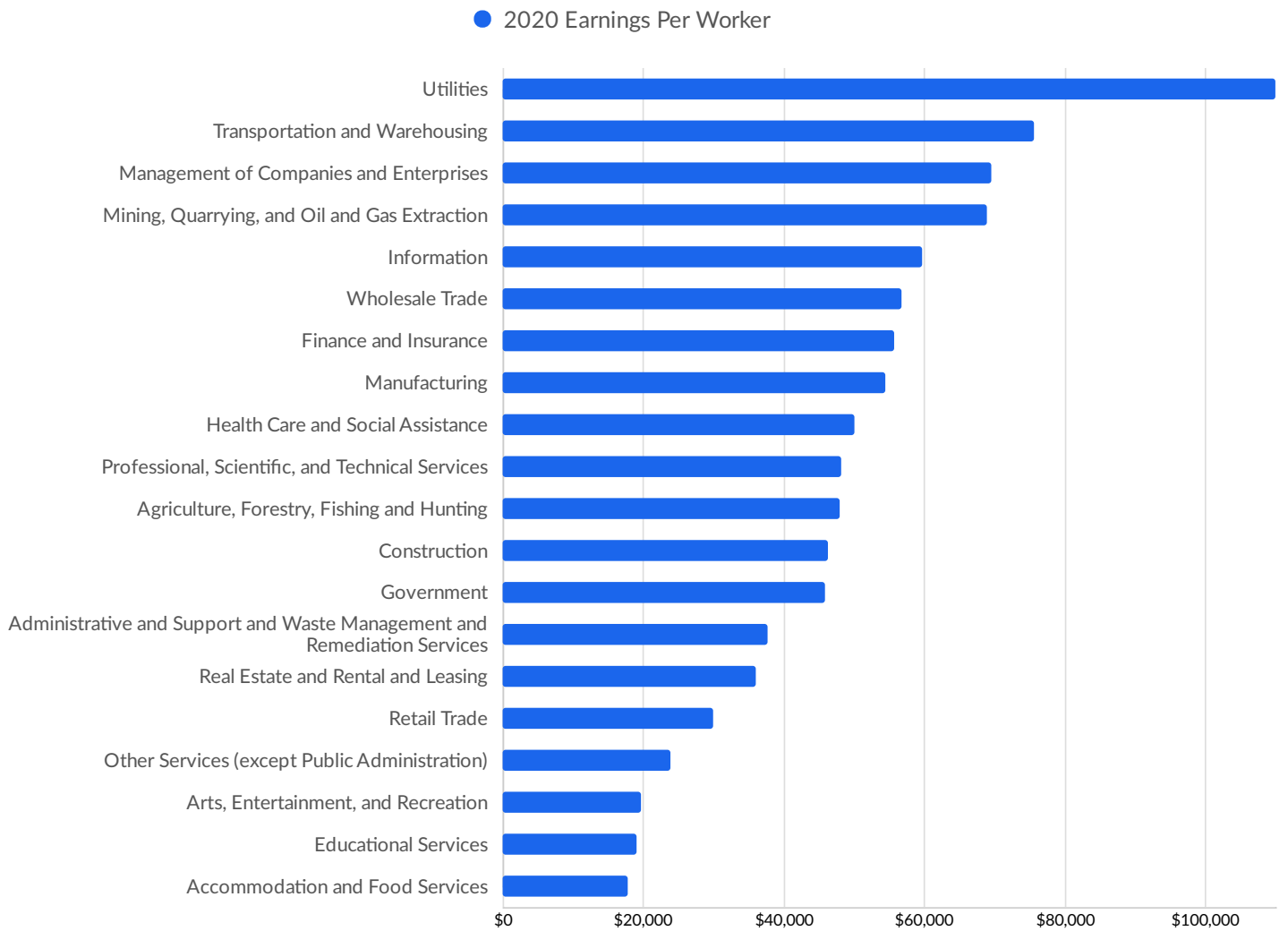
Top Industry LQ



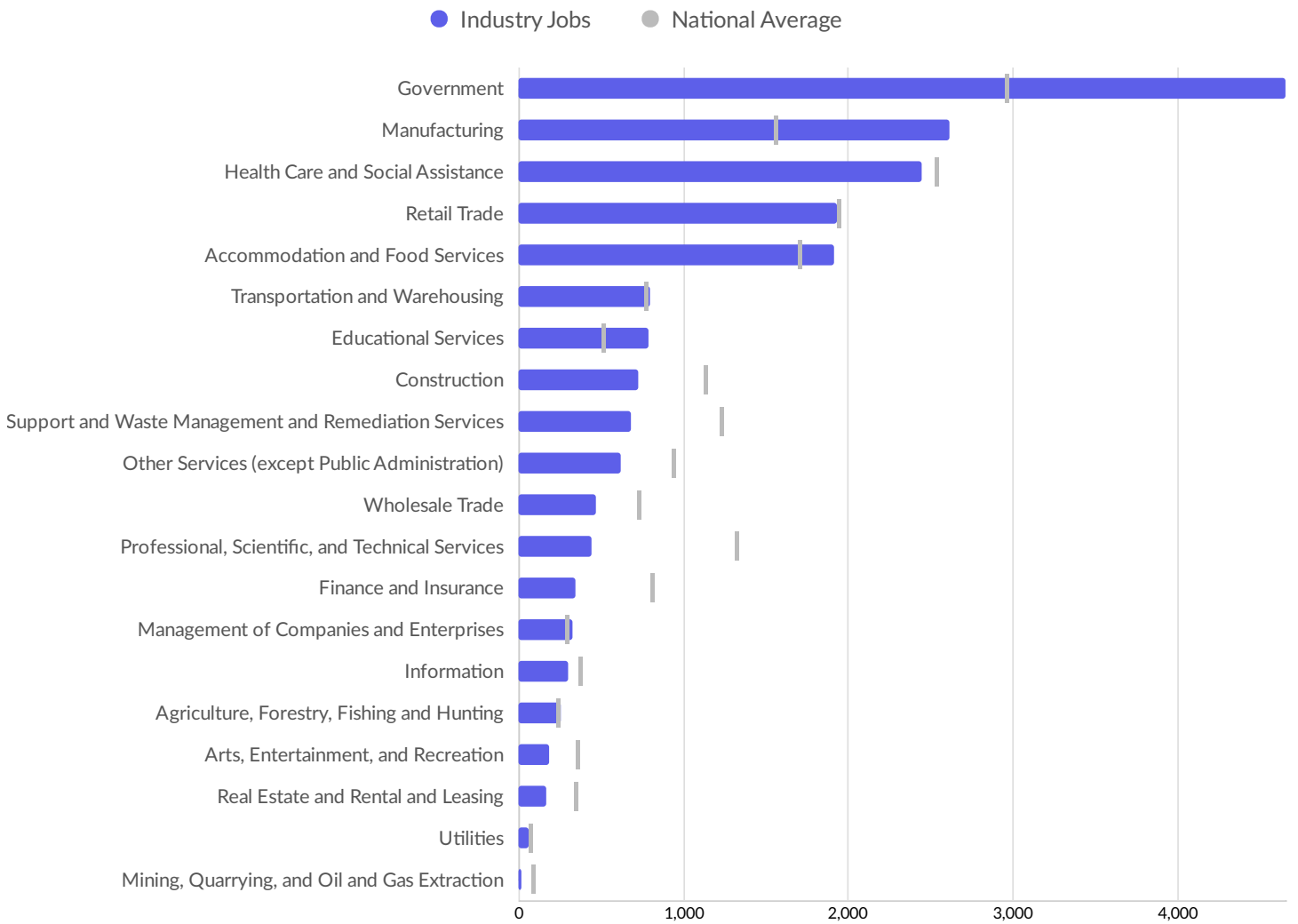
Top Industry GRP



Top Industry Earnings























Largest Industries



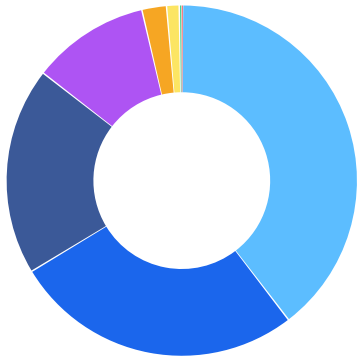
Business Characteristics

2,471 Companies Employ Your Workers

Online profiles for your workers mention 2,471 companies as employers, with the top 10 appearing below. In the last 12 months, 959 companies in Crawford County, KS posted job postings, with the top 10 appearing below.

| Top Companies | Profiles | Top Companies Posting | Unique Postings |
|-------------------------------------|--|-----------------------------------|---|
| Pittsburg State University Found... | 364  | CRST International, Inc. | 343  |
| Via Christi Health, Inc. | 83  | Platinum Supplemental Insuranc... | 153  |
| Crawford County | 75  | C.R. England, Inc. | 148  |
| Watco Companies, Inc. | 65  | Ascension | 145  |
| Wal-Mart, Inc. | 63  | Dollar General Corporation | 107  |
| Pitsco Inc | 46  | U.S. Xpress, Inc. | 107  |
| Pitt Plastics, Inc. | 46  | Medicalodges, Inc. | 104  |
| Usd 244 | 46  | USA Truck, Inc. | 100  |
| Girard Medical Center | 44  | The Home Depot | 86  |
| Npc International, Inc. | 42  | Hogan Transports Inc | 81  |

Business Size

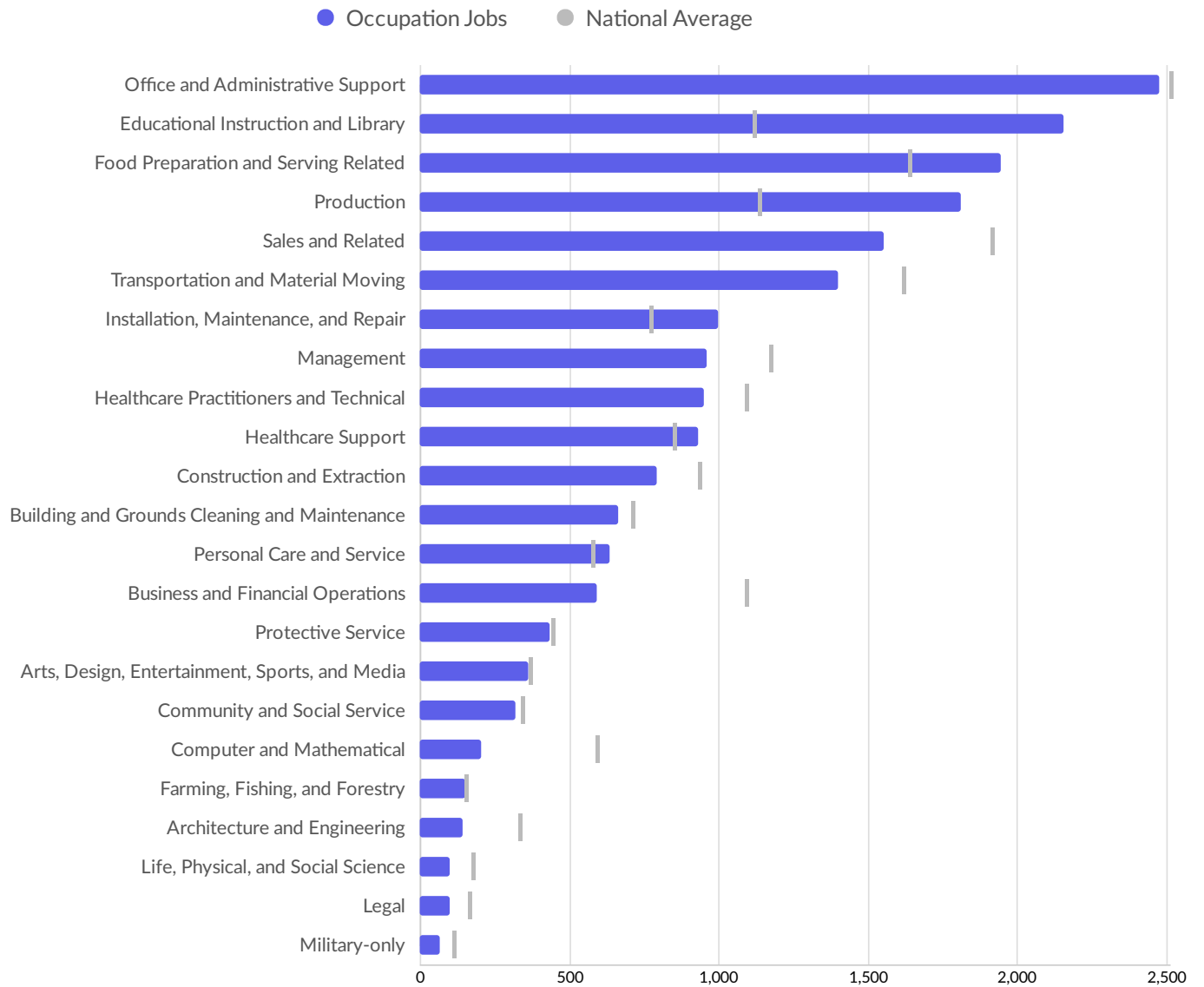


| | Percentage | Business Count |
|----------------------|------------|----------------|
| 1 to 4 employees | 39.5% | 784 |
| 5 to 9 employees | 26.8% | 531 |
| 10 to 19 employees | 19.2% | 380 |
| 20 to 49 employees | 10.8% | 215 |
| 50 to 99 employees | 2.3% | 45 |
| 100 to 249 employees | 1.2% | 23 |
| 250 to 499 employees | 0.3% | 5 |
| 500+ employees | 0.1% | 1 |

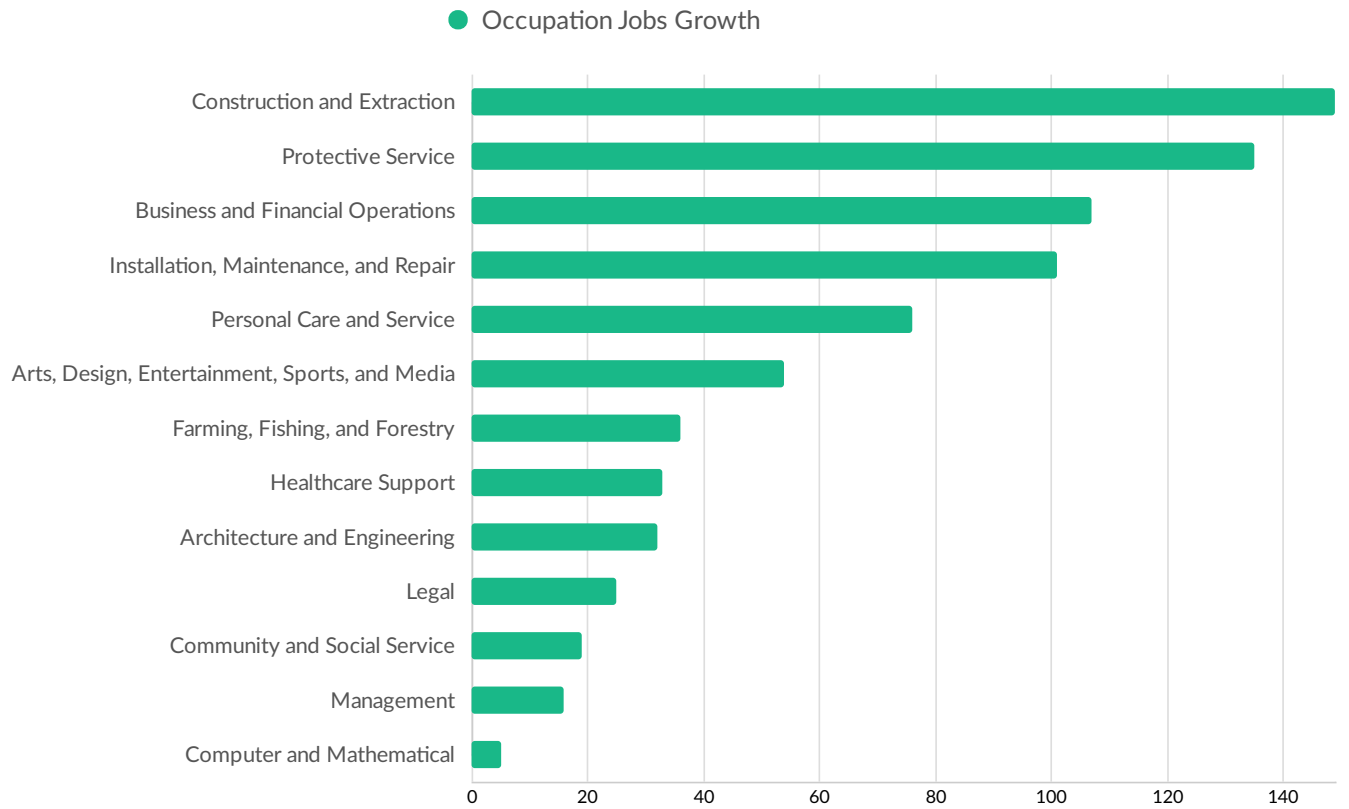
*Business Data by DatabaseUSA.com is third-party data provided by Emsi to its customers as a convenience, and Emsi does not endorse or warrant its accuracy or consistency with other published Emsi data. In most cases, the Business Count will not match total companies with profiles on the summary tab.

Workforce Characteristics

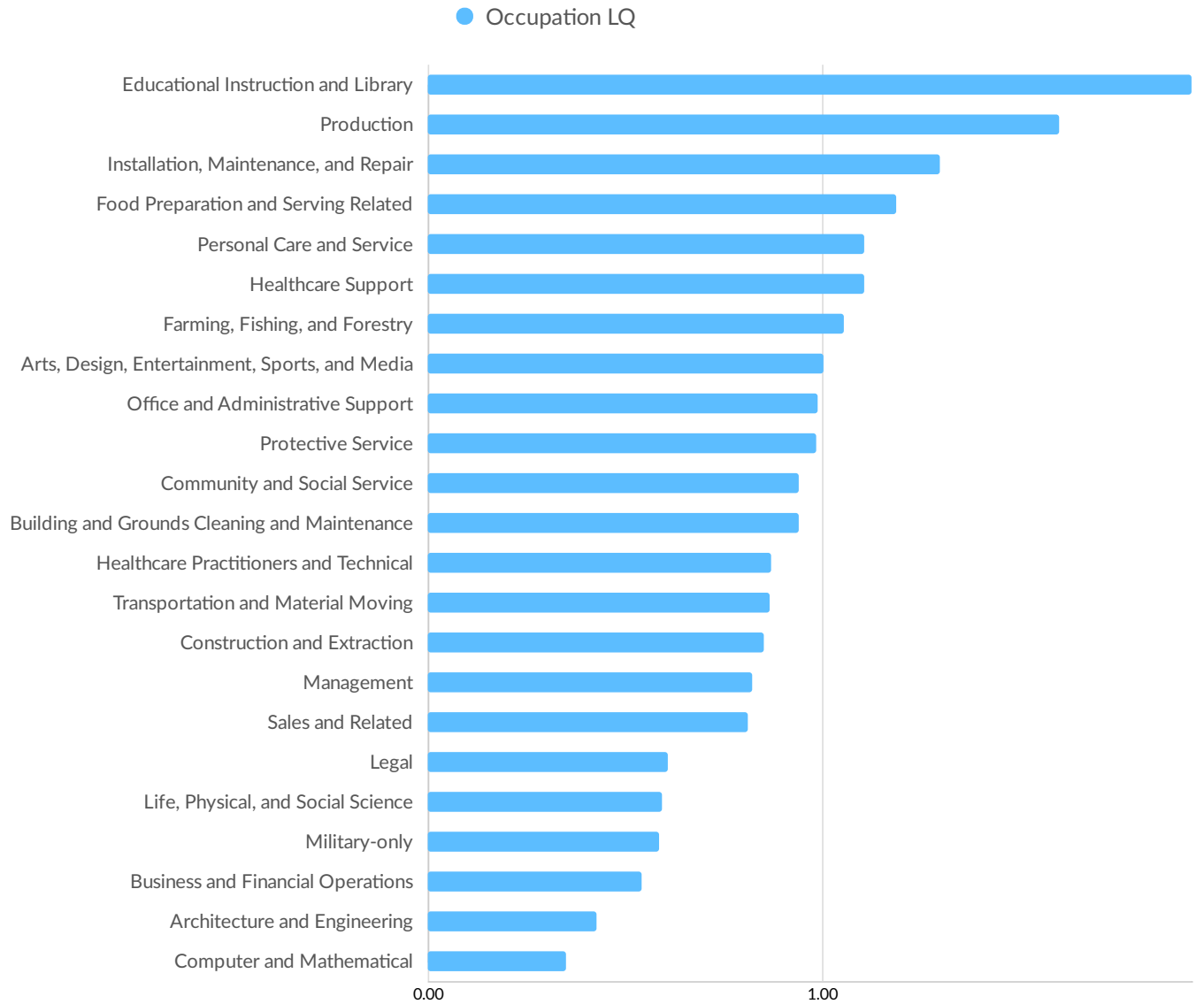
Largest Occupations



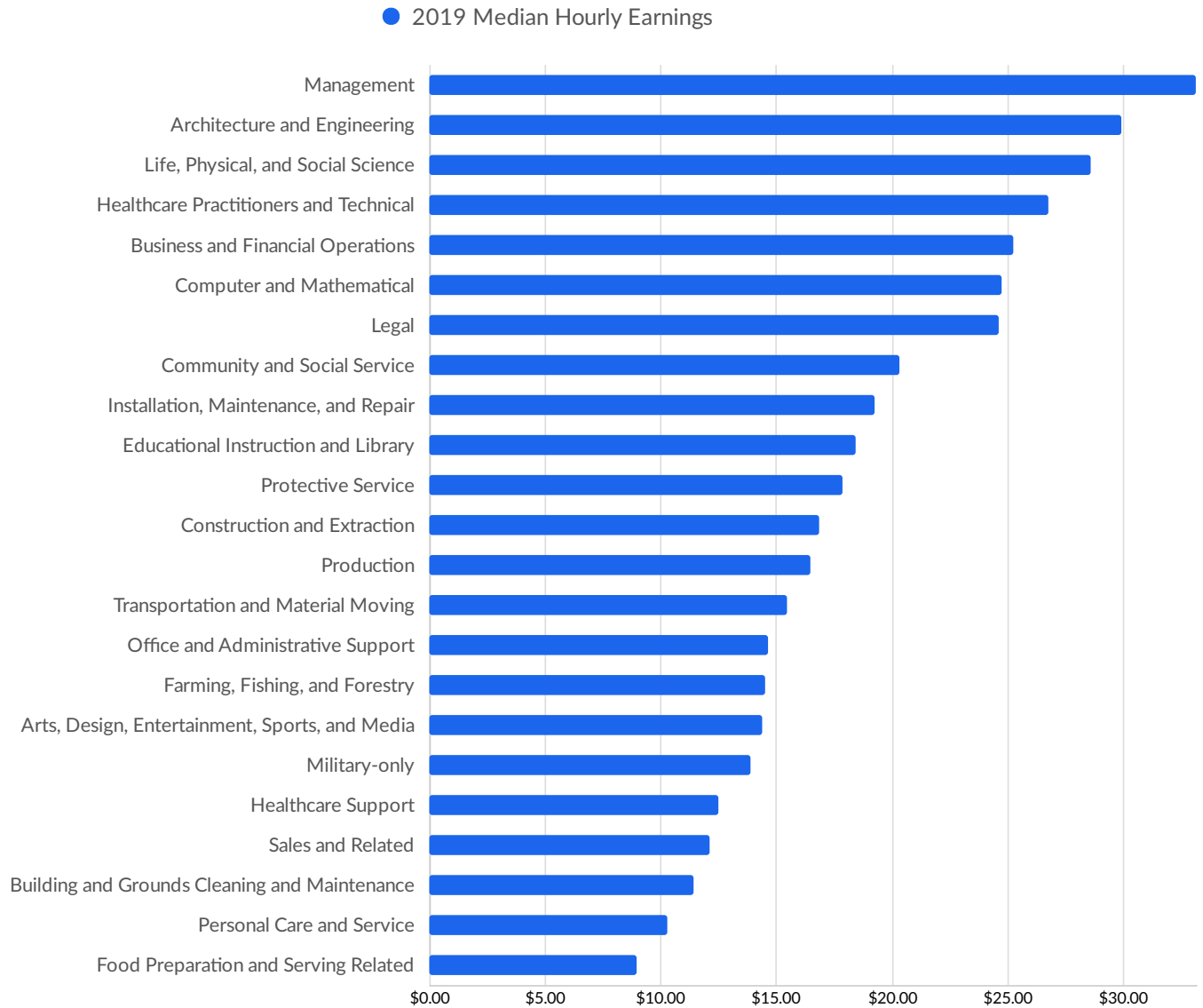
Top Growing Occupations



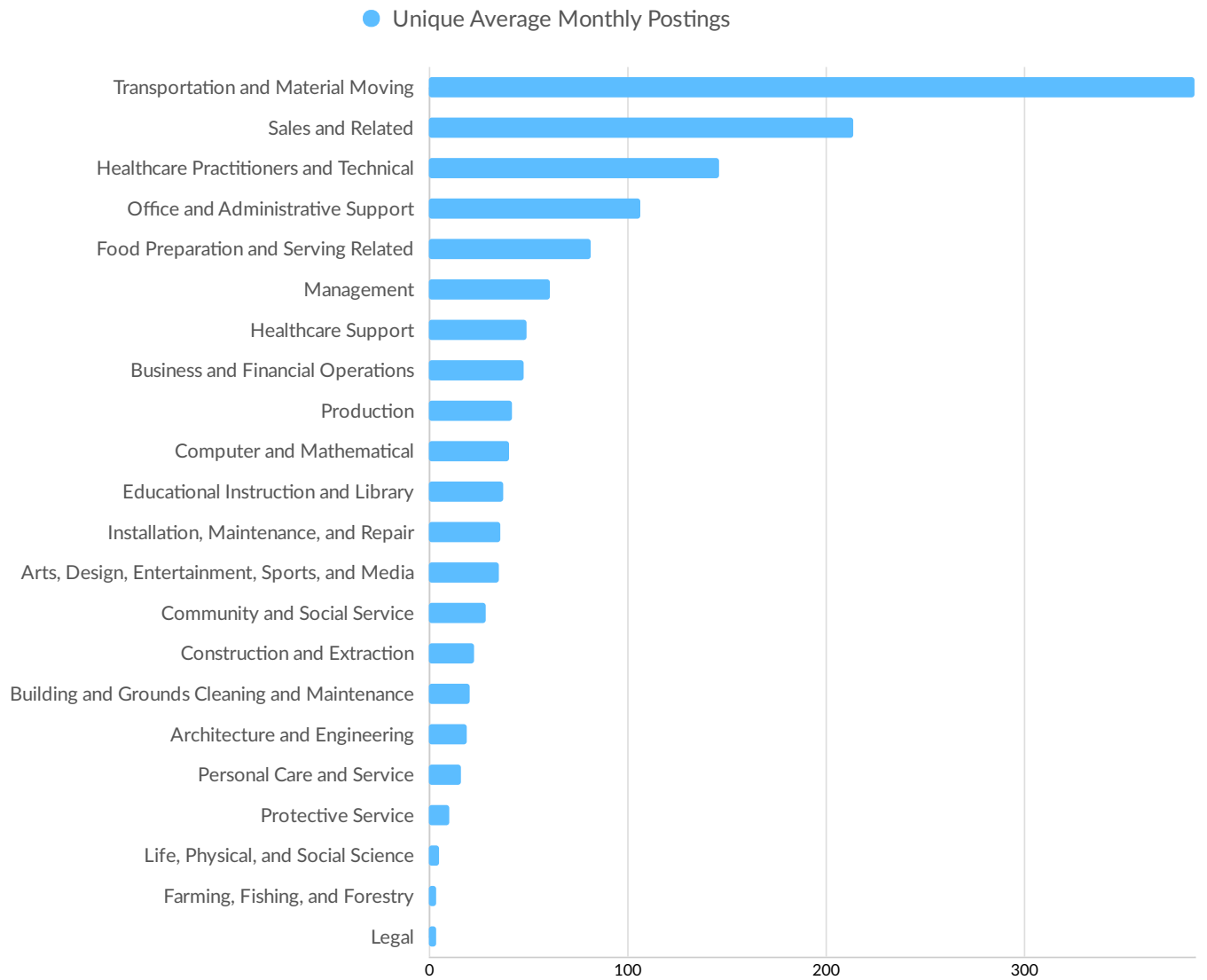
Top Occupation LQ



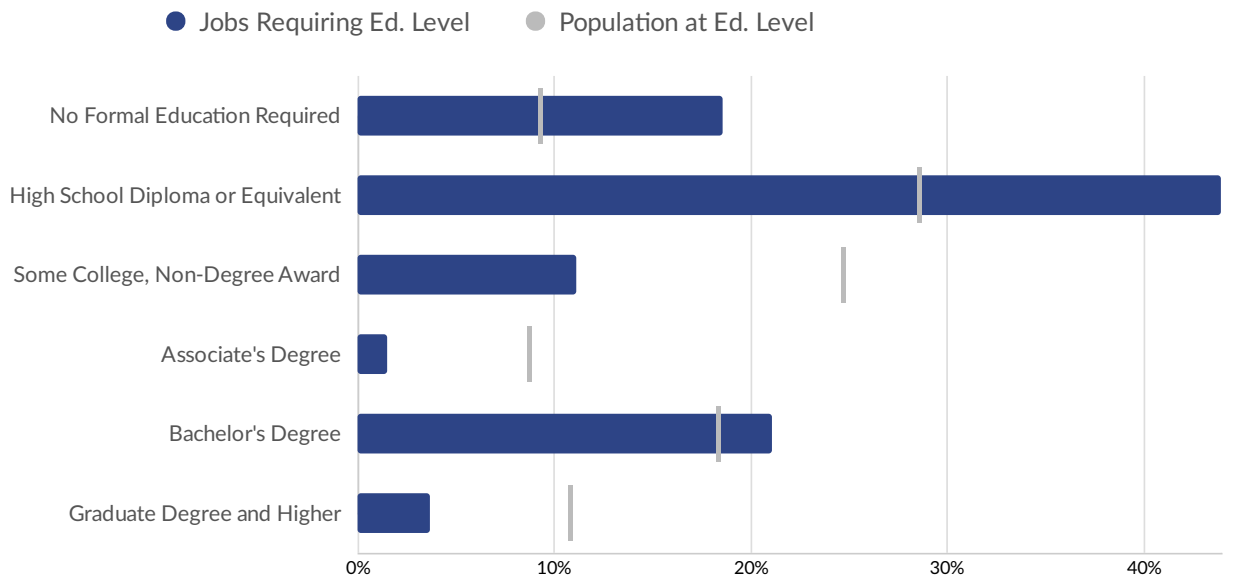
Top Occupation Earnings



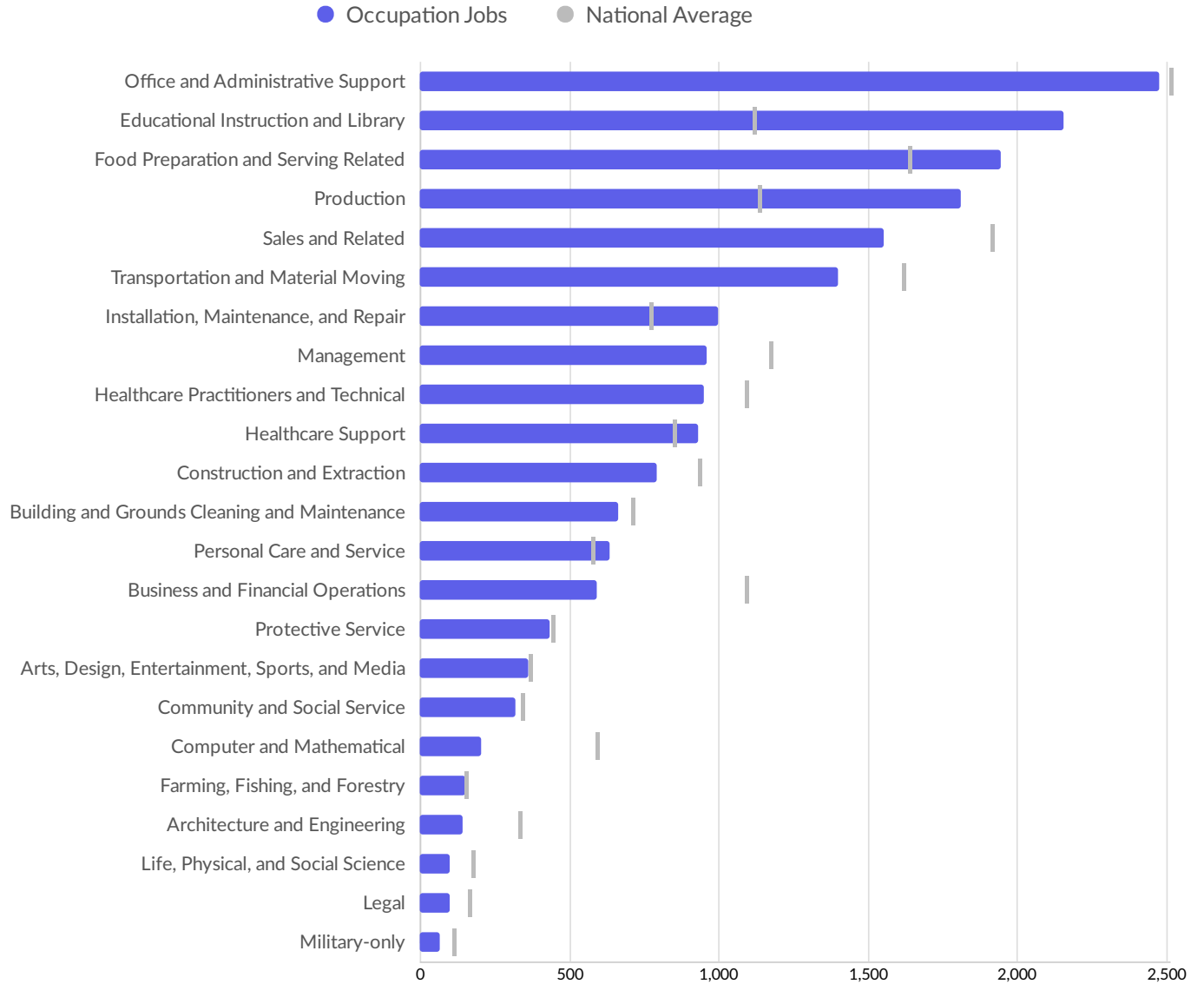
Top Posted Occupations



Underemployment

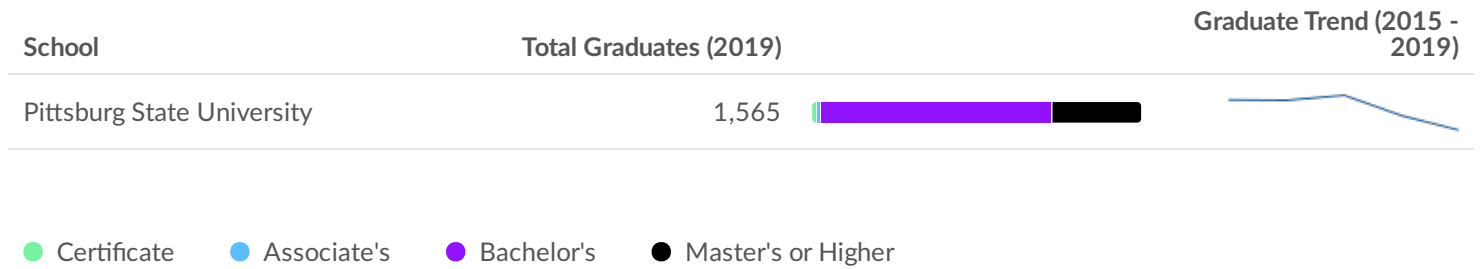


Largest Occupations



Educational Pipeline

In 2019, there were 1,565 graduates in Crawford County, KS. This pipeline has shrunk by 8% over the last 5 years. The highest share of these graduates come from Registered Nursing/Registered Nurse, Elementary Education and Teaching, and Elementary Education and Teaching.



In-Demand Skills

