



Newton County, MO

MOKAN Economic Partnership



105 North Rangeline PO Box 1706
Joplin, Missouri 64802

Contents

Report Parameters	1
Economy Overview	2
Historic & Projected Trends	4
Population Characteristics	8
Industry Characteristics	10
Business Characteristics	16
Workforce Characteristics	18
Educational Pipeline	25
In-Demand Skills	26

Report Parameters

1 County

29145 Newton County, MO

Class of Worker

QCEW Employees, Non-QCEW Employees, and Self-Employed

The information in this report pertains to the chosen geographical area.

Economy Overview

58,259

Population (2020)

Population **grew by 121** over the last 5 years and is projected to **grow by 198** over the next 5 years.

22,931

Total Regional Employment

Jobs **grew by 3,251** over the last 5 years and are projected to **grow by 1,890** over the next 5 years.

\$49.0K

Median Household Income (2018)

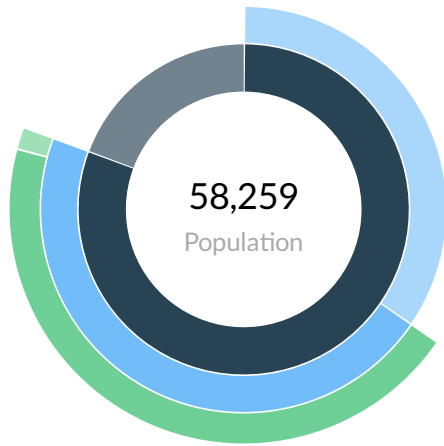
Median household income is **\$11.3K below** the national median household income of \$60.3K.

Takeaways

- As of 2020 the region's population **increased by 0.2%** since 2015, growing by 121. Population is expected to **increase by 0.3%** between 2020 and 2025, adding 198.
- From 2015 to 2020, jobs **increased by 16.5%** in Newton County, MO from 19,680 to **22,931**. This change **outpaced the national growth rate of 6.2% by 10.3%**. As the number of jobs increased, the **labor force participation rate decreased from 61.2% to 57.2% between 2015 and 2020**.
- Concerning educational attainment, **12.5% of Newton County, MO residents possess a Bachelor's Degree** (6.6% below the national average), and **8.4% hold an Associate's Degree** (0.2% above the national average).
- The top three industries in 2020 are General Medical and Surgical Hospitals, Education and Hospitals (Local Government), and Restaurants and Other Eating Places.

	Population (2020)	Labor Force (2020)	Jobs (2020)	Cost of Living	GRP	Imports	Exports
Region	58,259	26,867	22,931	88.9	\$2.06B	\$3.22B	\$2.72B
United States	330,354,682	161,053,178	166,243,585	100.0	\$21.12T	\$0	\$8.97T

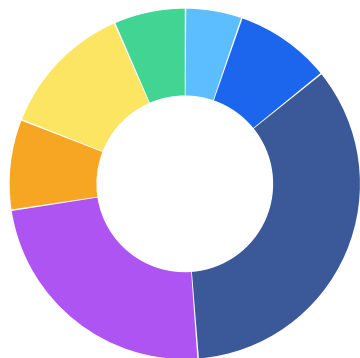
2020 Labor Force Breakdown



	Population
● Total Working Age Population	46,966
● Not in Labor Force (15+)	20,099
● Labor Force	26,867
● Employed	25,969
● Unemployed	898
● Under 15	11,293

Educational Attainment

Concerning educational attainment, **12.5% of Newton County, MO residents possess a Bachelor's Degree** (6.6% below the national average), and **8.4% hold an Associate's Degree** (0.2% above the national average).

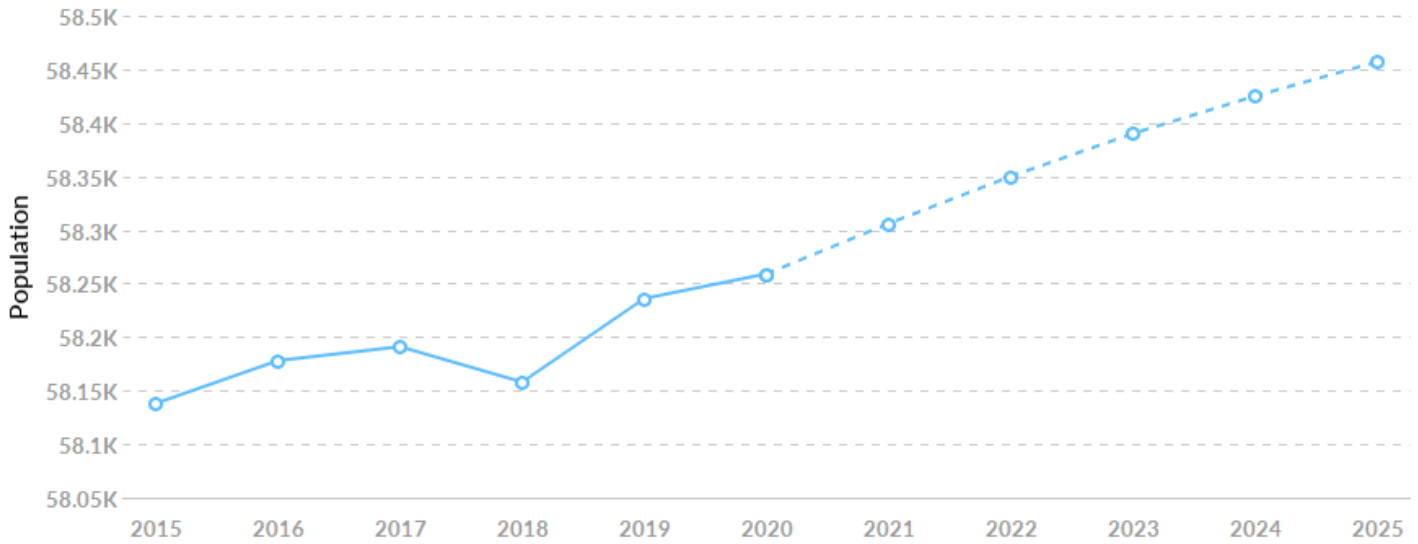


	% of Population	Population
● Less Than 9th Grade	5.2%	2,068
● 9th Grade to 12th Grade	8.9%	3,541
● High School Diploma	34.6%	13,755
● Some College	23.8%	9,464
● Associate's Degree	8.4%	3,319
● Bachelor's Degree	12.5%	4,973
● Graduate Degree and Higher	6.6%	2,630

Historic & Projected Trends

Population Trends

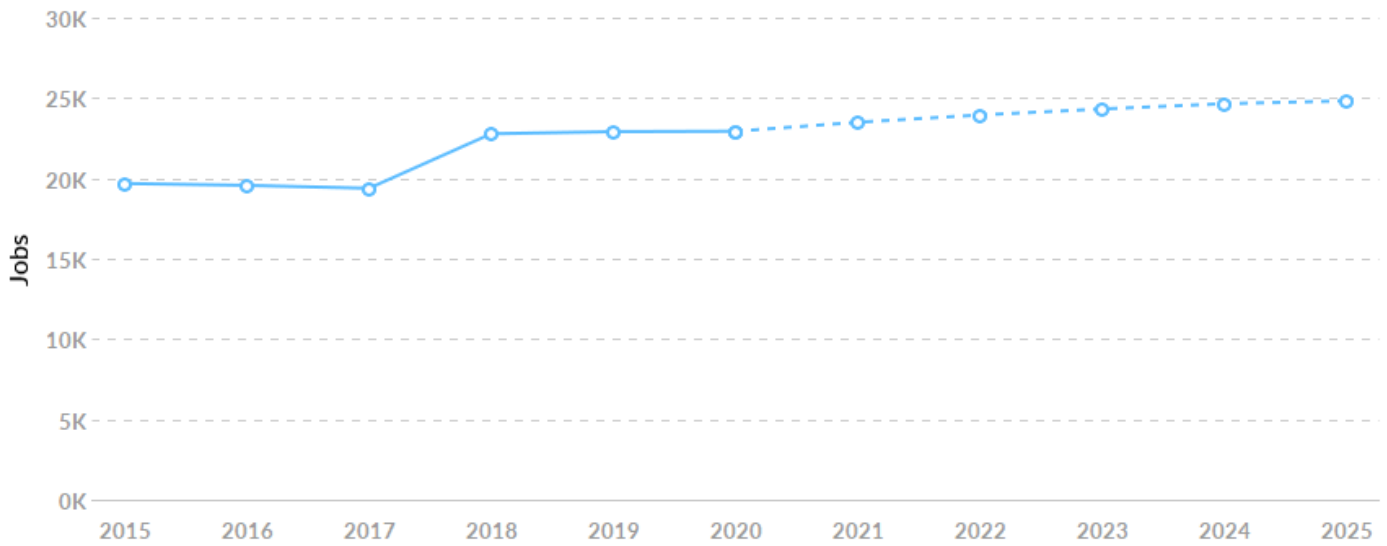
As of 2020 the region's population **increased by 0.2%** since 2015, growing by 121. Population is expected to **increase by 0.3%** between 2020 and 2025, adding 198.



Timeframe	Population
2015	58,138
2016	58,178
2017	58,191
2018	58,158
2019	58,236
2020	58,259
2021	58,306
2022	58,350
2023	58,390
2024	58,425
2025	58,457

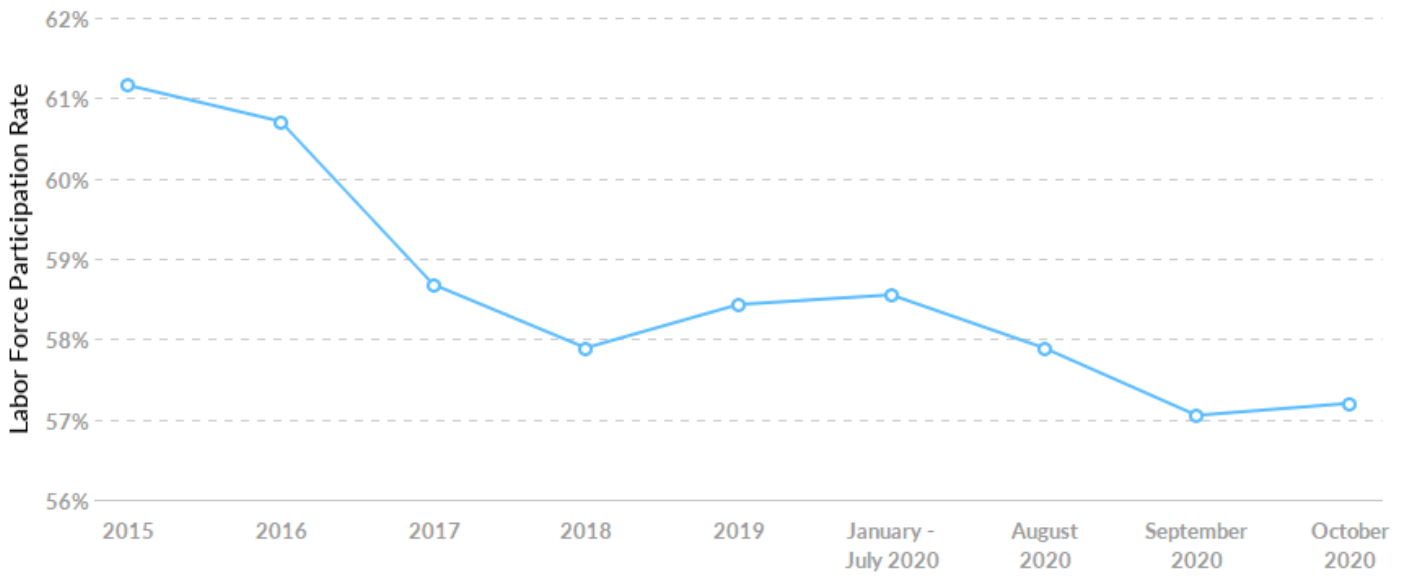
Job Trends

From 2015 to 2020, jobs increased by **16.5%** in Newton County, MO from 19,680 to **22,931**. This change **outpaced the national growth rate of 6.2%** by **10.3%**.



Timeframe	Jobs
2015	19,680
2016	19,563
2017	19,381
2018	22,774
2019	22,907
2020	22,931
2021	23,490
2022	23,943
2023	24,318
2024	24,643
2025	24,821

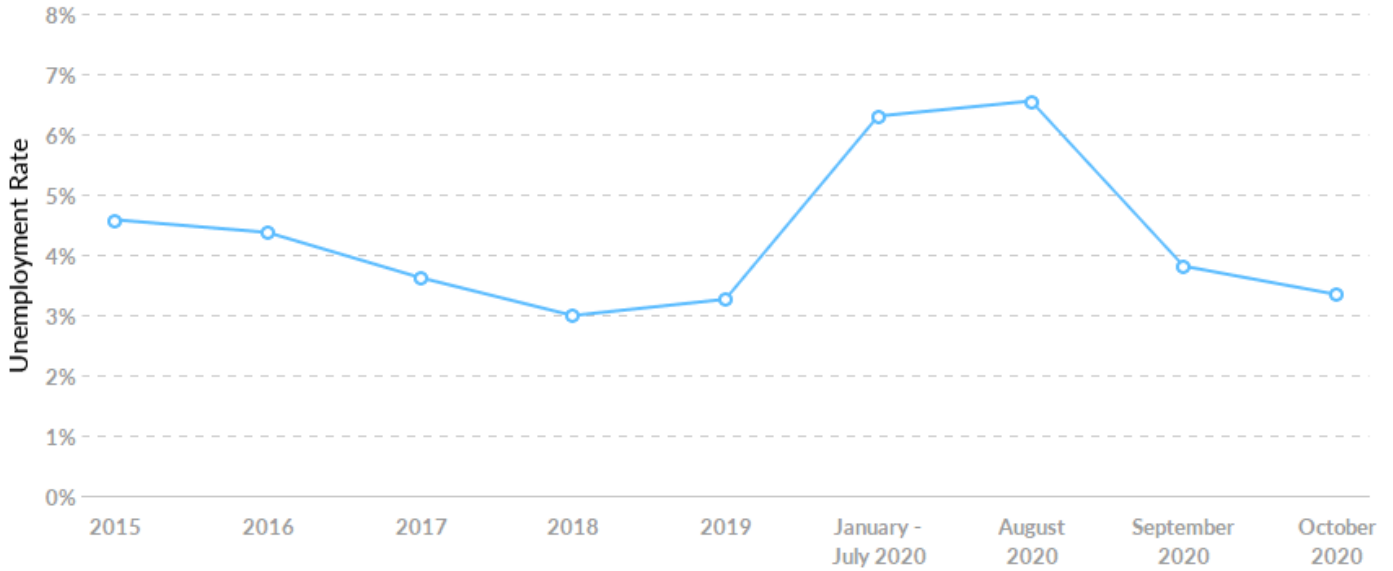
Labor Force Participation Rate Trends



Timeframe	Labor Force Participation Rate
2015	61.16%
2016	60.71%
2017	58.68%
2018	57.89%
2019	58.43%
January - July 2020	58.55%
August 2020	57.89%
September 2020	57.05%
October 2020	57.20%

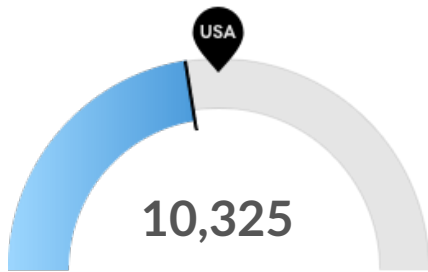
Unemployment Rate Trends

Newton County, MO had an October 2020 unemployment rate of 3.34%, decreasing from 4.58% 5 years before.



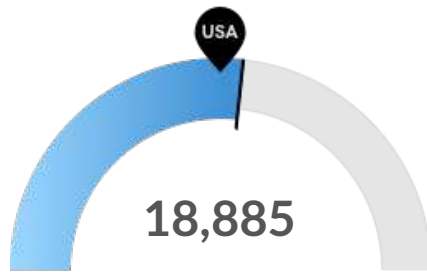
Timeframe	Unemployment Rate
2015	4.58%
2016	4.37%
2017	3.62%
2018	2.99%
2019	3.26%
January - July 2020	6.30%
August 2020	6.55%
September 2020	3.81%
October 2020	3.34%

Population Characteristics



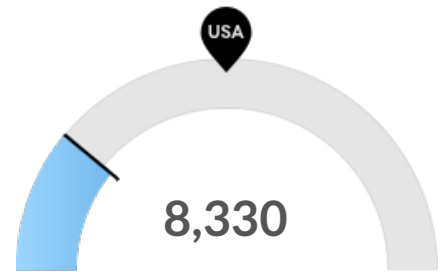
Millennials

Newton County, MO has 10,325 millennials (ages 25-39). The national average for an area this size is 12,007.



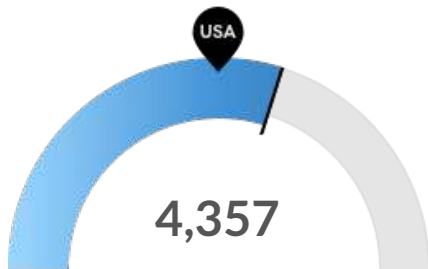
Retiring Soon

Retirement risk is high in Newton County, MO. The national average for an area this size is 17,122 people 55 or older, while there are 18,885 here.



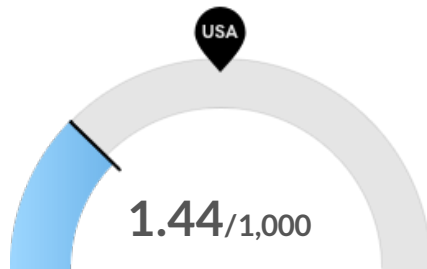
Racial Diversity

Racial diversity is low in Newton County, MO. The national average for an area this size is 23,230 racially diverse people, while there are 8,330 here.



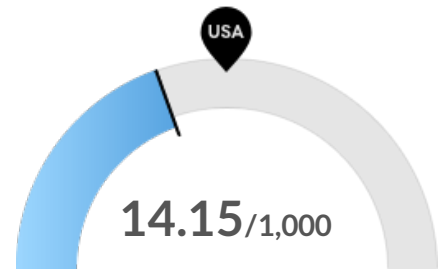
Veterans

Newton County, MO has 4,357 veterans. The national average for an area this size is 3,313.



Violent Crime

Newton County, MO has 1.44 violent crimes per 1,000 people. The national rate is 3.53 per 1,000 people.

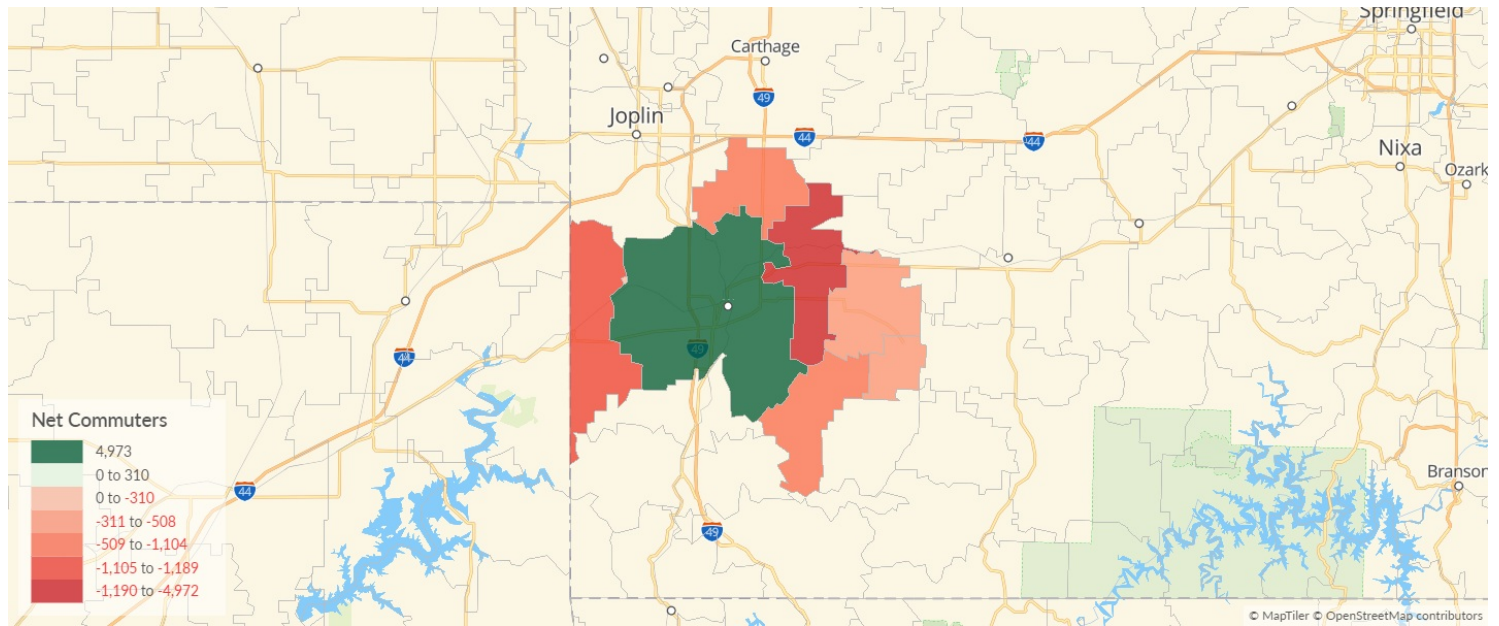


Property Crime

Newton County, MO has 14.15 property crimes per 1,000 people. The national rate is 19.79 per 1,000 people.

Place of Work vs Place of Residence

Understanding where talent in Newton County, MO currently works compared to where talent lives can help you optimize site decisions.



Where Talent Works

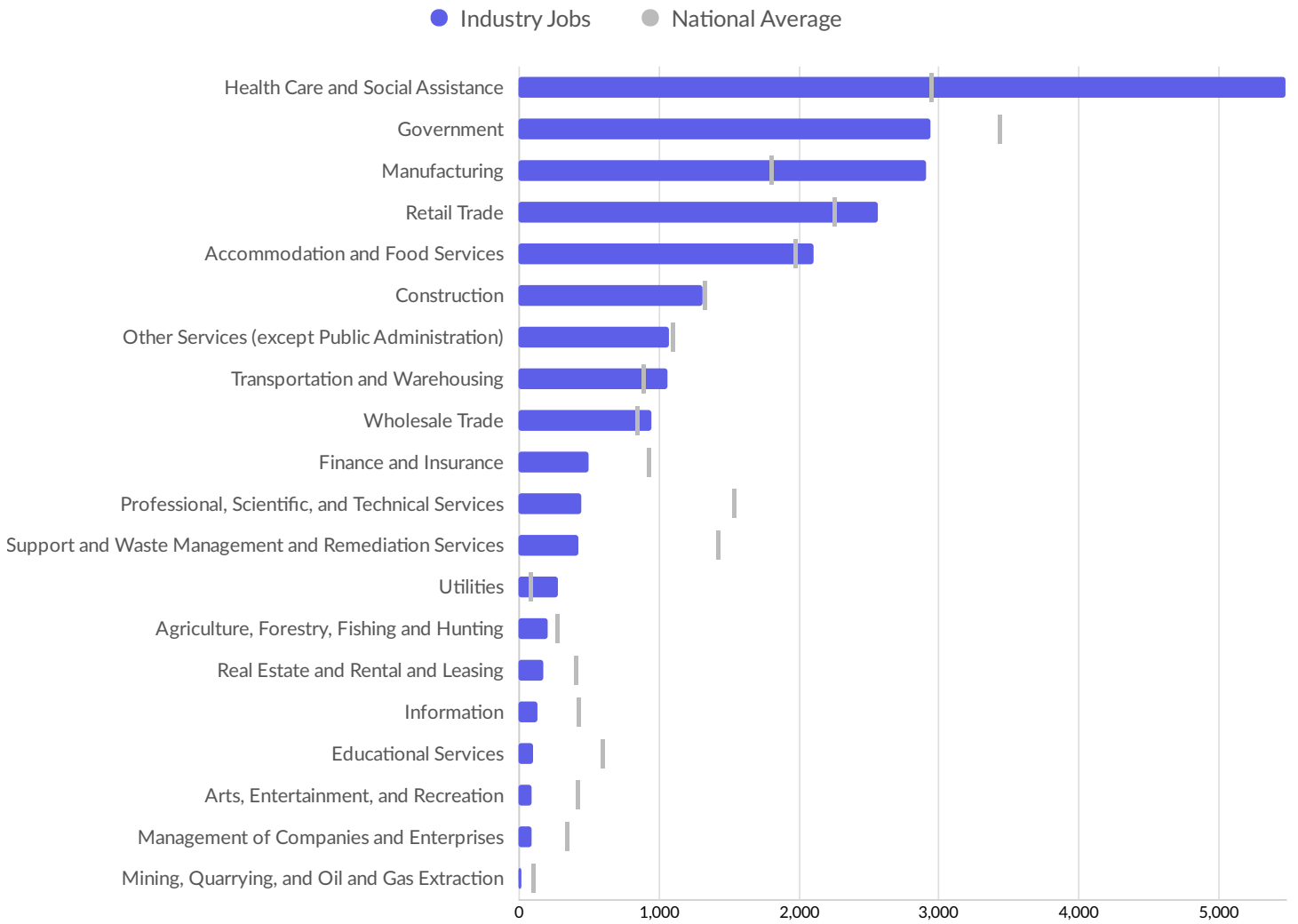
ZIP	Name	2020 Employment
64850	Neosho, MO (in Newto...	18,933
64865	Seneca, MO (in Newton...	1,562
64844	Granby, MO (in Newton...	1,070
64840	Diamond, MO (in Newt...	827
64866	Stark City, MO (in Newt...	295

Where Talent Lives

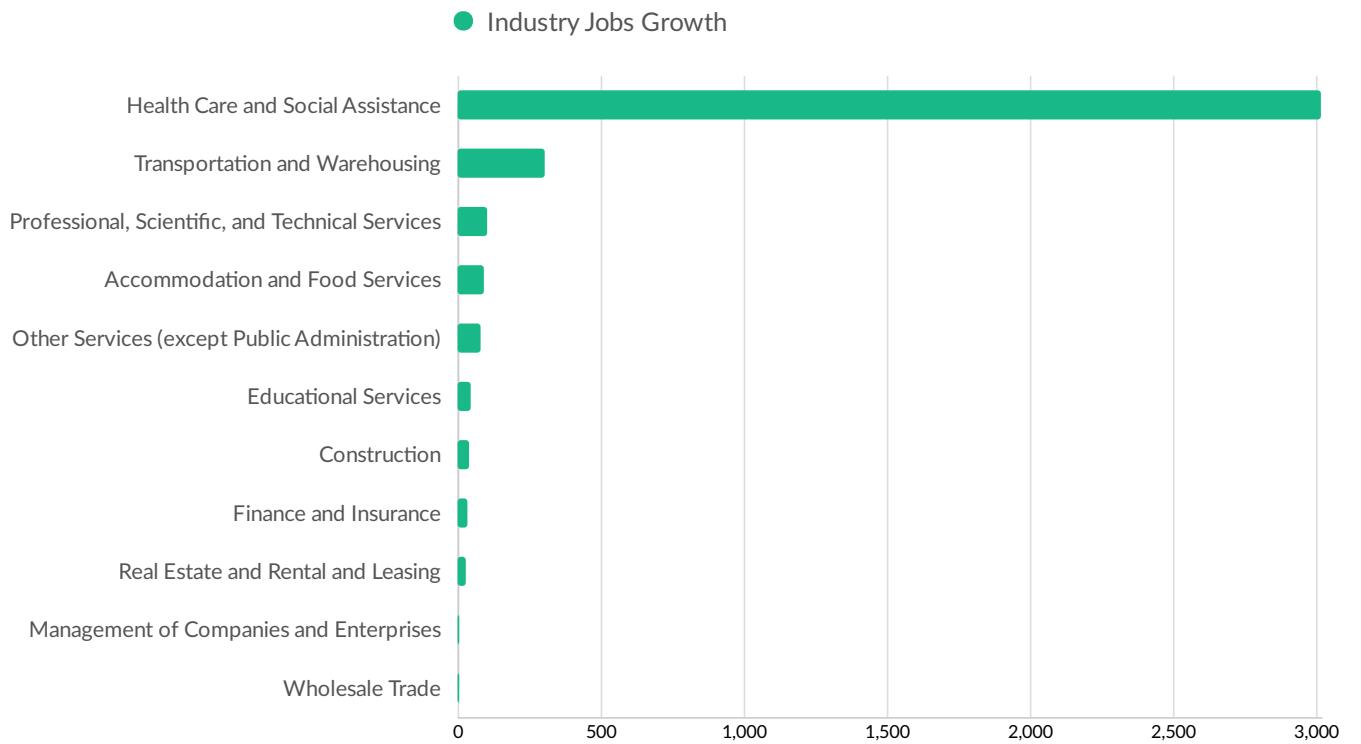
ZIP	Name	2020 Workers
64850	Neosho, MO (in Newto...	13,960
64865	Seneca, MO (in Newton...	2,667
64844	Granby, MO (in Newton...	2,260
64840	Diamond, MO (in Newt...	1,409
64866	Stark City, MO (in Newt...	662

Industry Characteristics

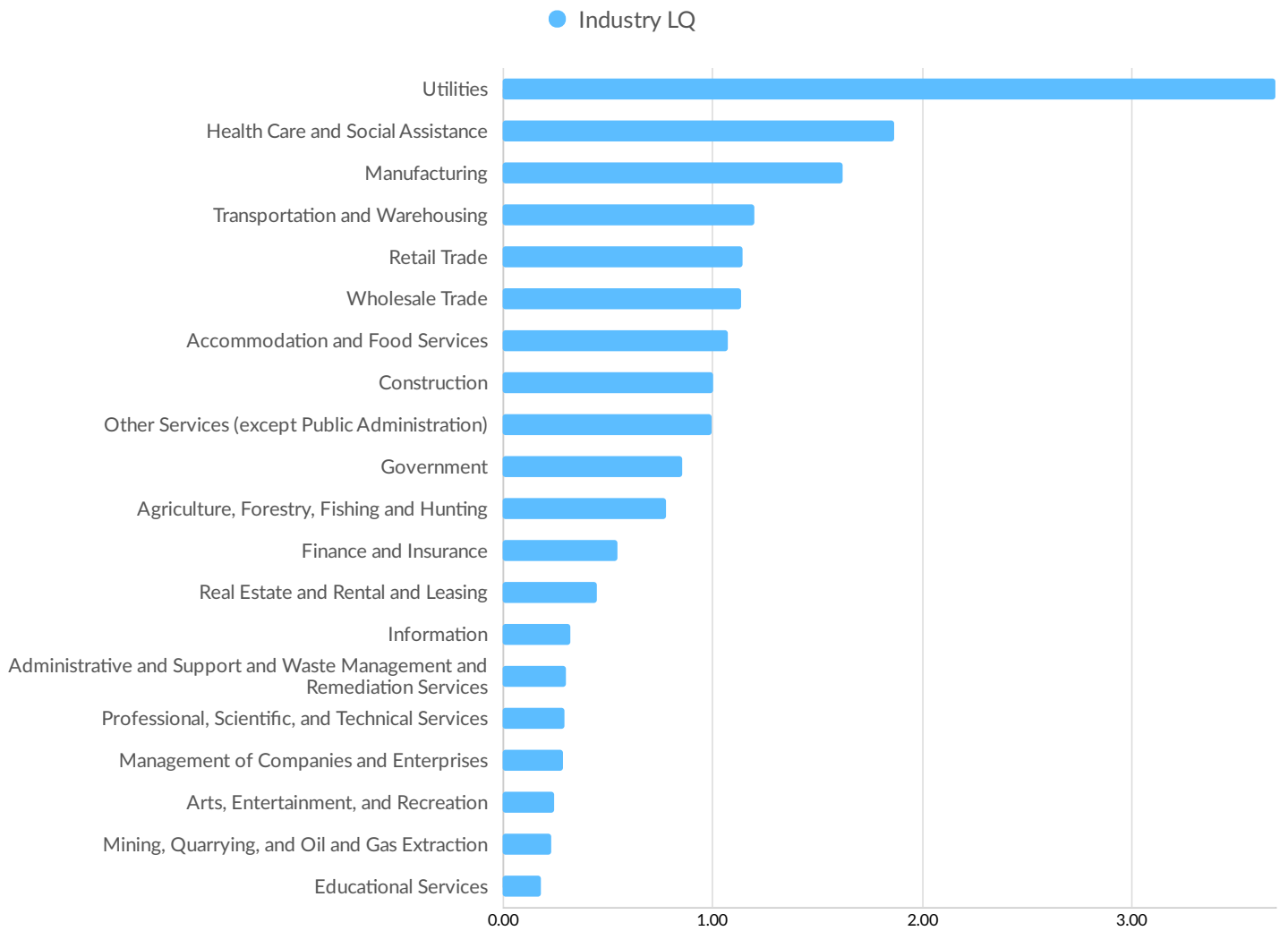
Largest Industries



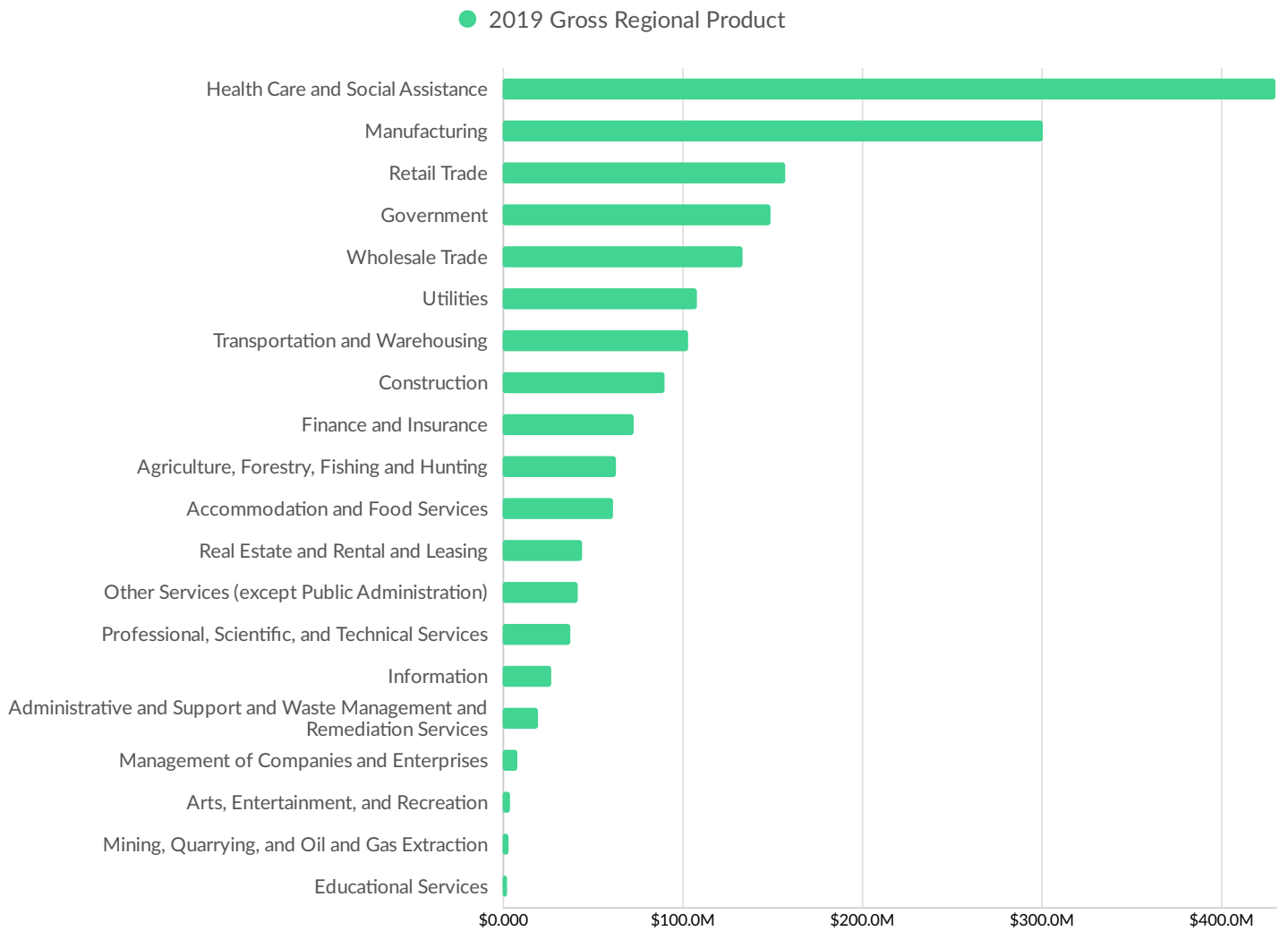
Top Growing Industries



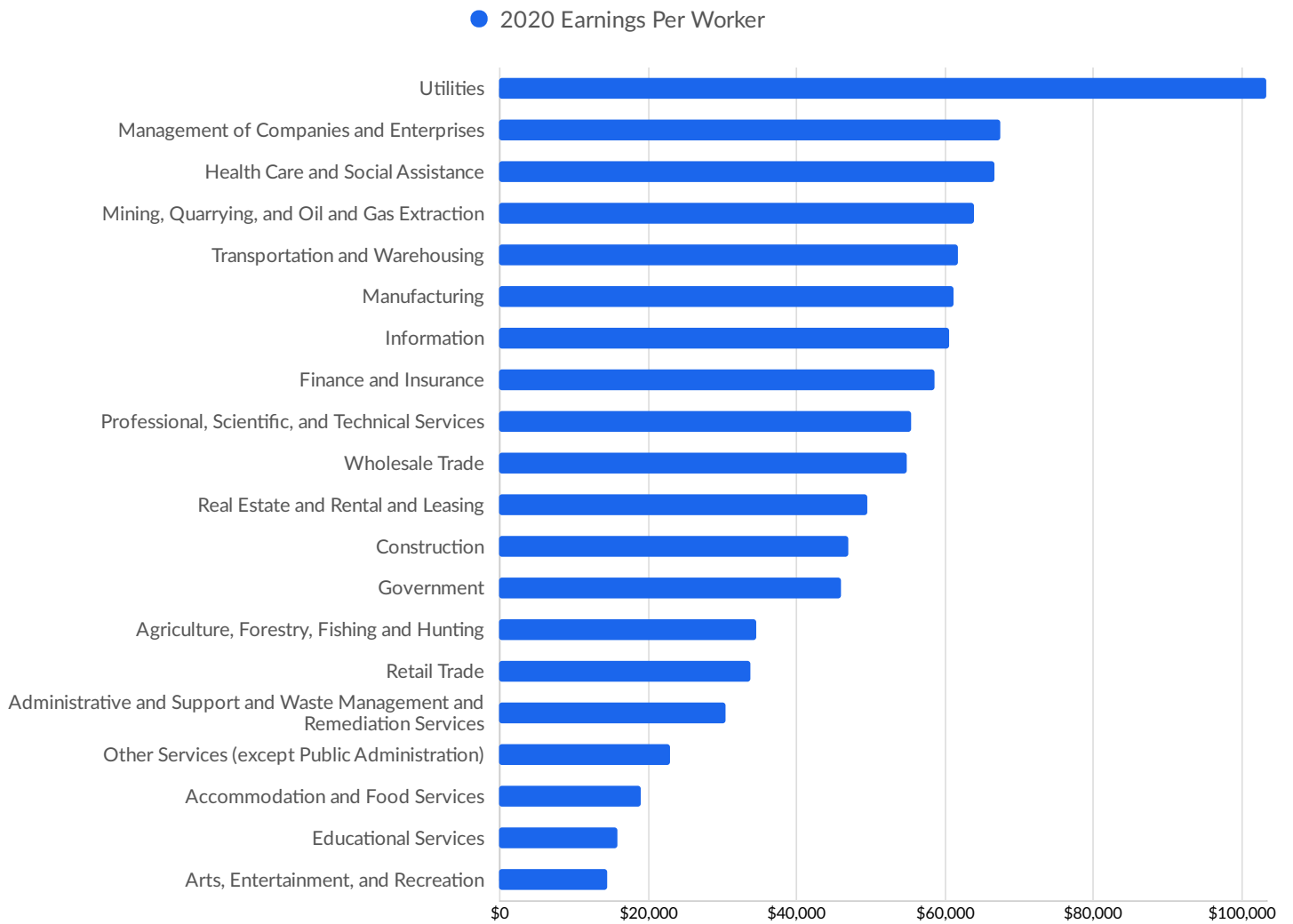
Top Industry LQ



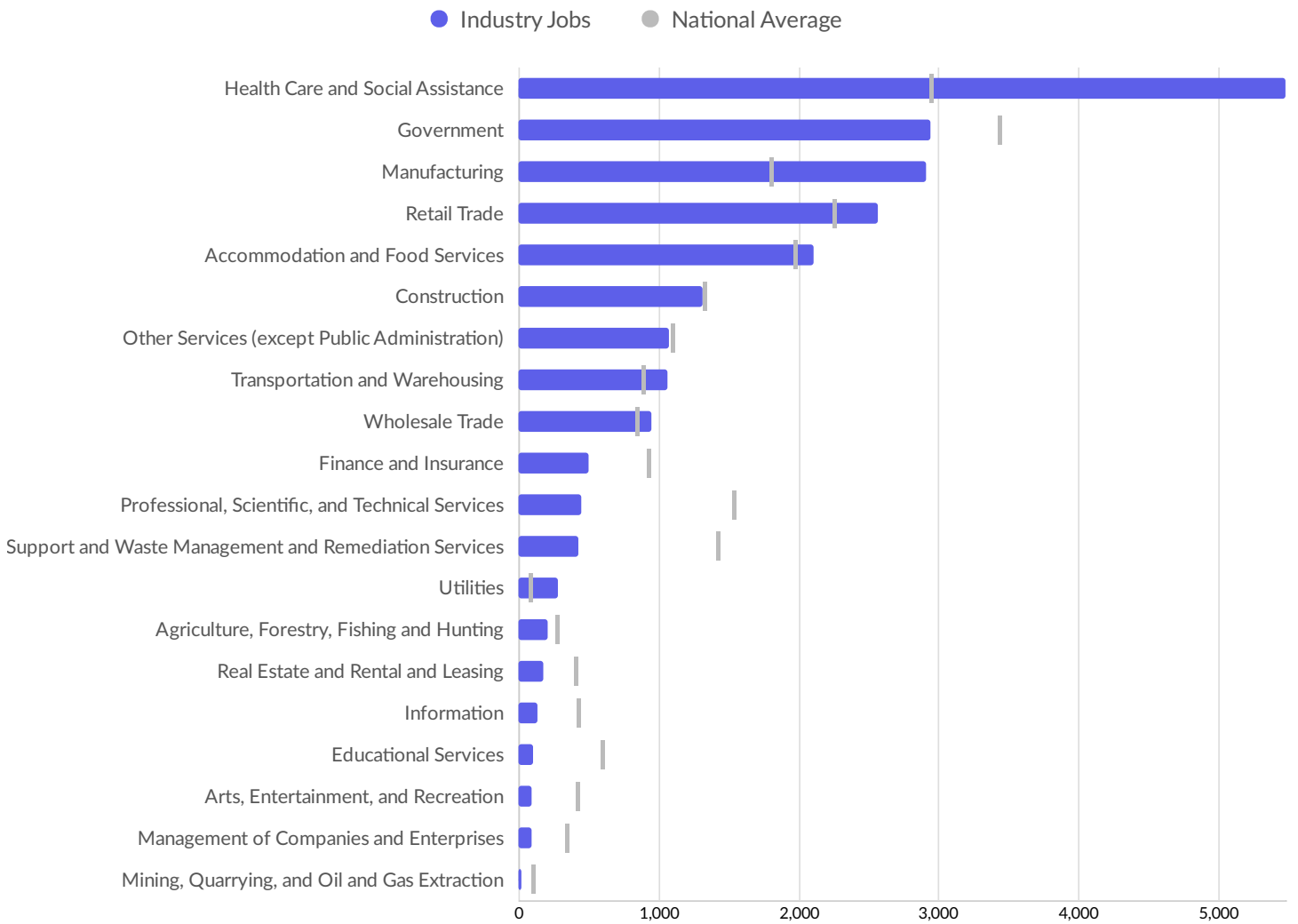
Top Industry GRP



Top Industry Earnings

















Largest Industries



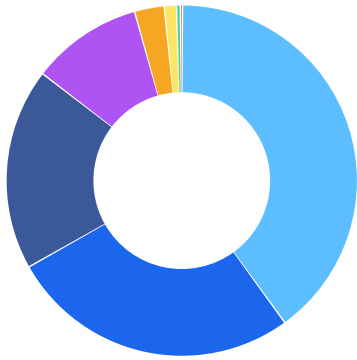
Business Characteristics

2,389 Companies Employ Your Workers

Online profiles for your workers mention 2,389 companies as employers, with the top 10 appearing below. In the last 12 months, 636 companies in Newton County, MO posted job postings, with the top 10 appearing below.

Top Companies	Profiles	Top Companies Posting	Unique Postings
Crowder College	75 	CRST International, Inc.	281 
Freeman Health System	72 	Platinum Supplemental Insuranc...	126 
Wal-Mart, Inc.	68 	Hogan Transports Inc	109 
La-Z-Boy Incorporated	35 	USA Truck, Inc.	103 
Neosho R-5 School District	33 	Dollar General Corporation	94 
AT&T Inc.	27 	C.R. England, Inc.	90 
Sunbelt Home Health Care Inc	27 	ManpowerGroup Global	77 
Indigo Sky LLC	19 	U.S. Xpress, Inc.	68 
United States Department of th...	19 	Freeman Health System	65 
Lowe's Companies, Inc.	18 	Love's Travel Stops & Country St...	60 

Business Size

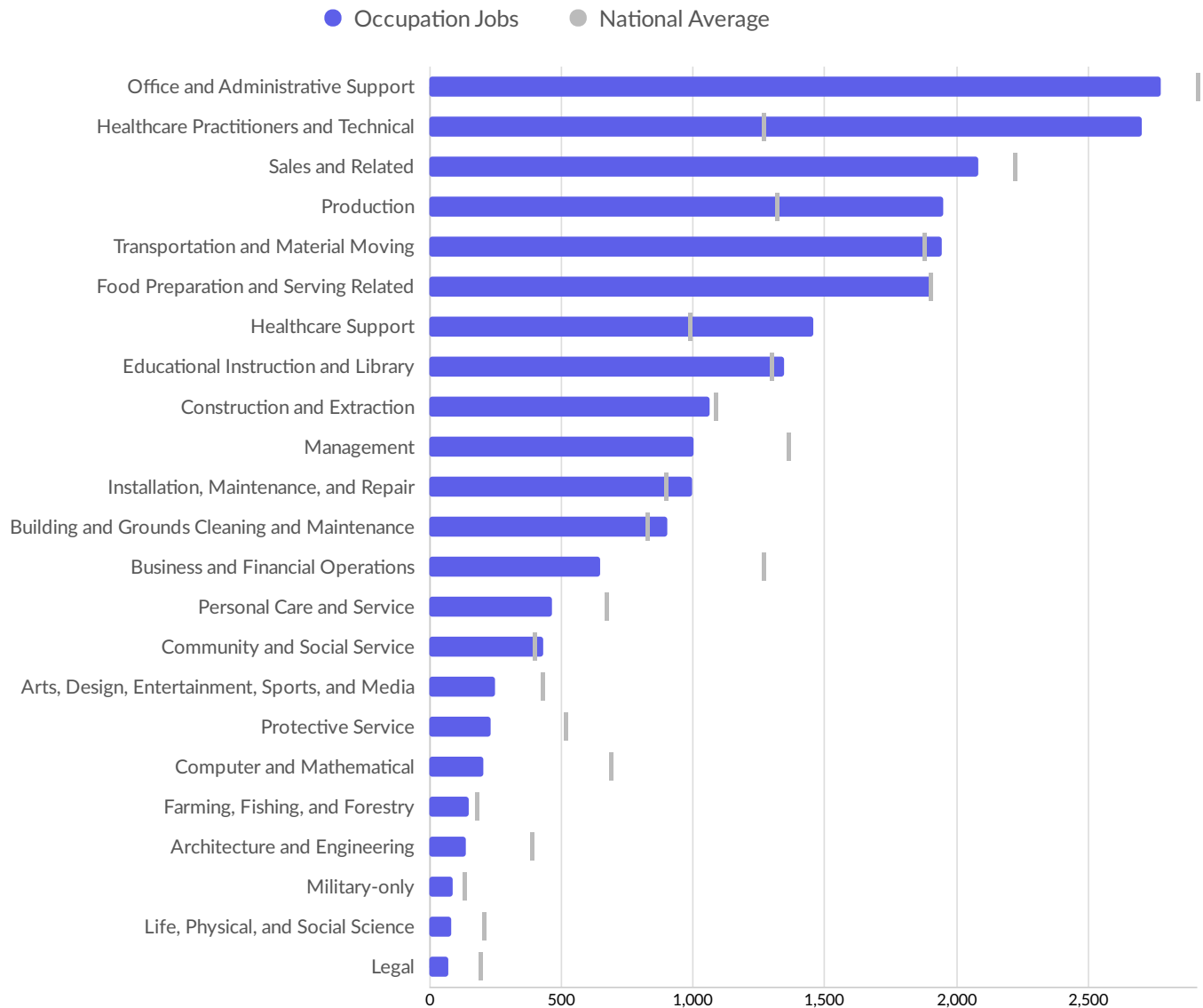


	Percentage	Business Count
1 to 4 employees	39.9%	788
5 to 9 employees	26.8%	529
10 to 19 employees	18.6%	367
20 to 49 employees	10.2%	202
50 to 99 employees	2.7%	54
100 to 249 employees	1.1%	22
250 to 499 employees	0.4%	7
500+ employees	0.2%	4

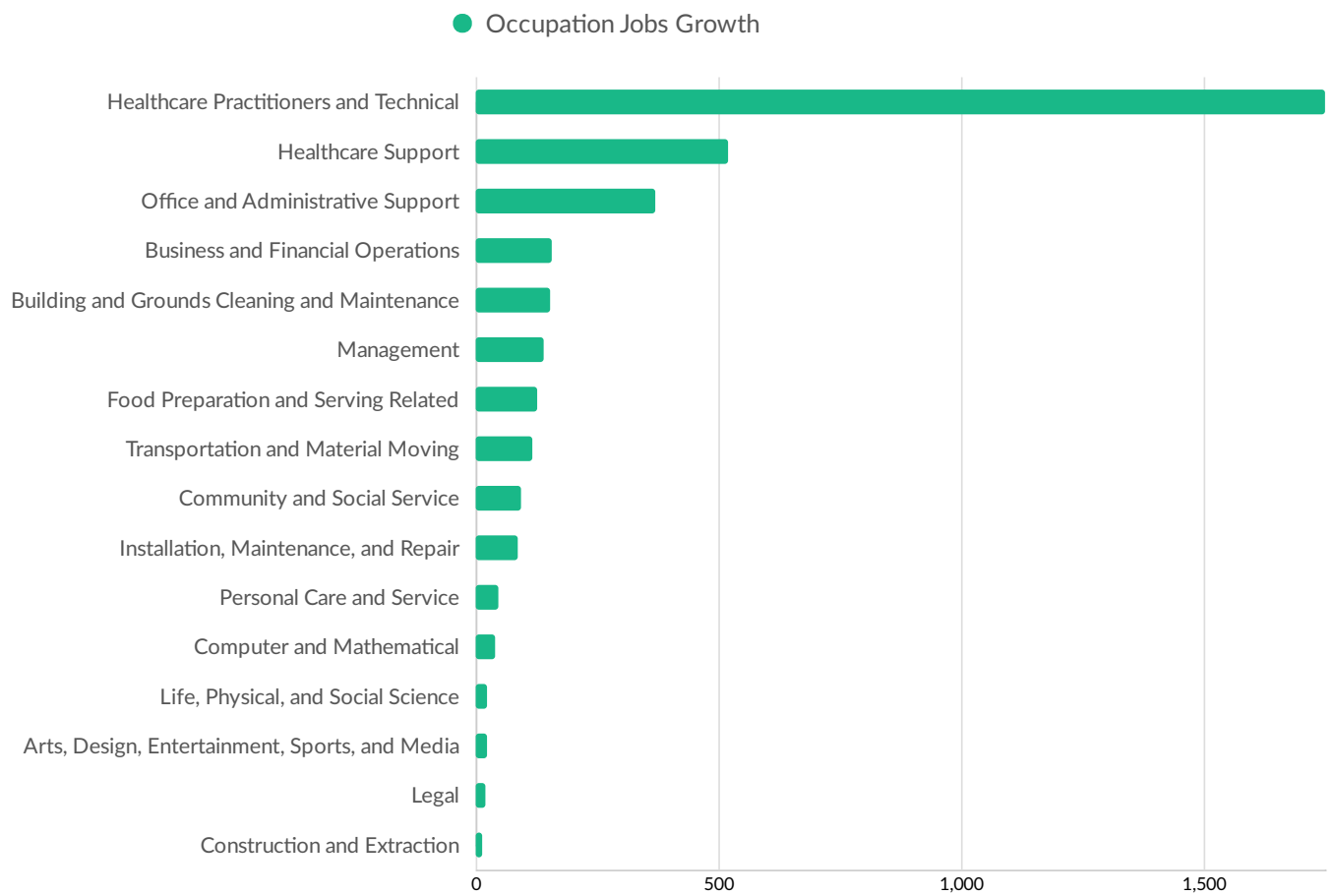
*Business Data by DatabaseUSA.com is third-party data provided by Emsi to its customers as a convenience, and Emsi does not endorse or warrant its accuracy or consistency with other published Emsi data. In most cases, the Business Count will not match total companies with profiles on the summary tab.

Workforce Characteristics

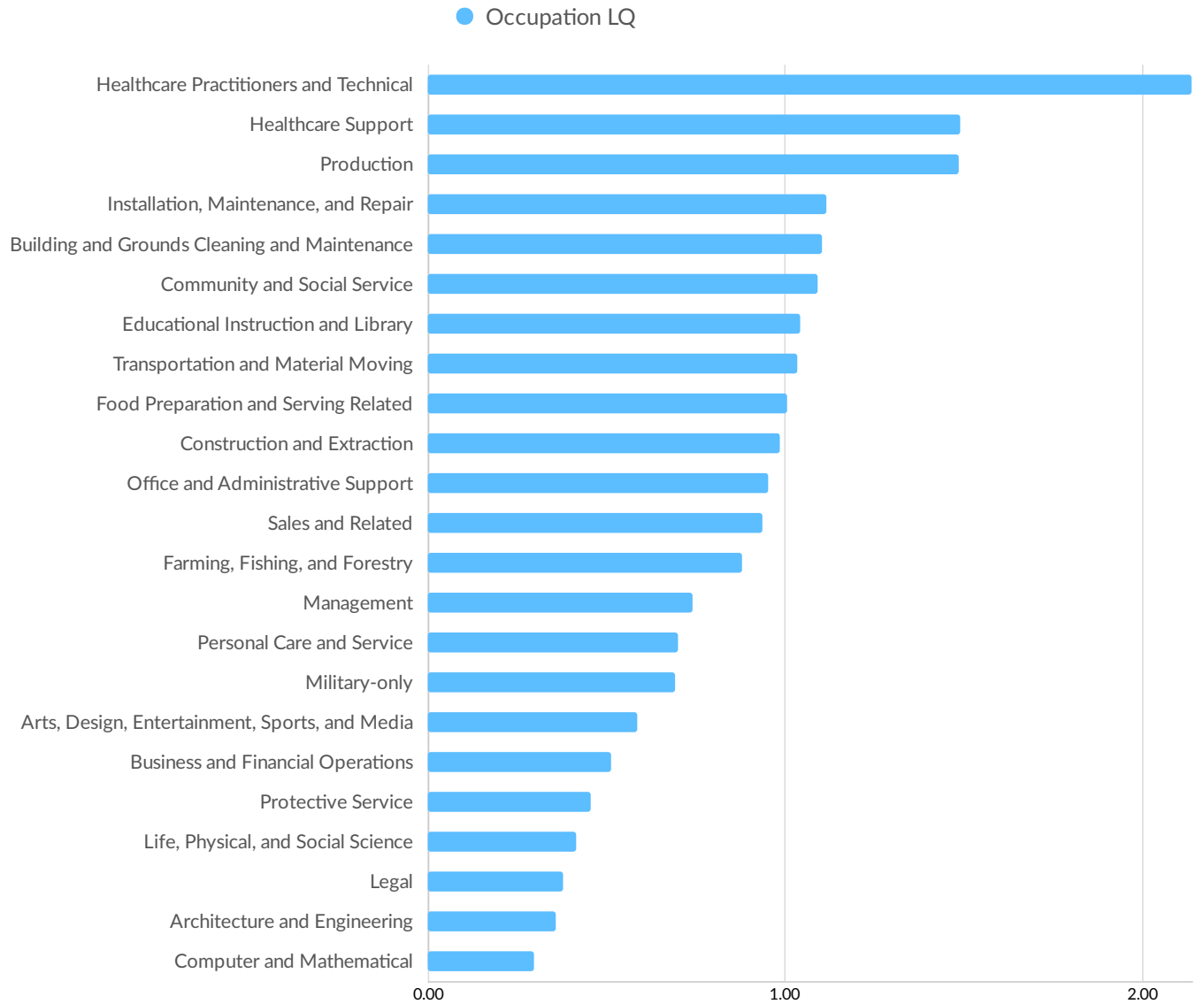
Largest Occupations



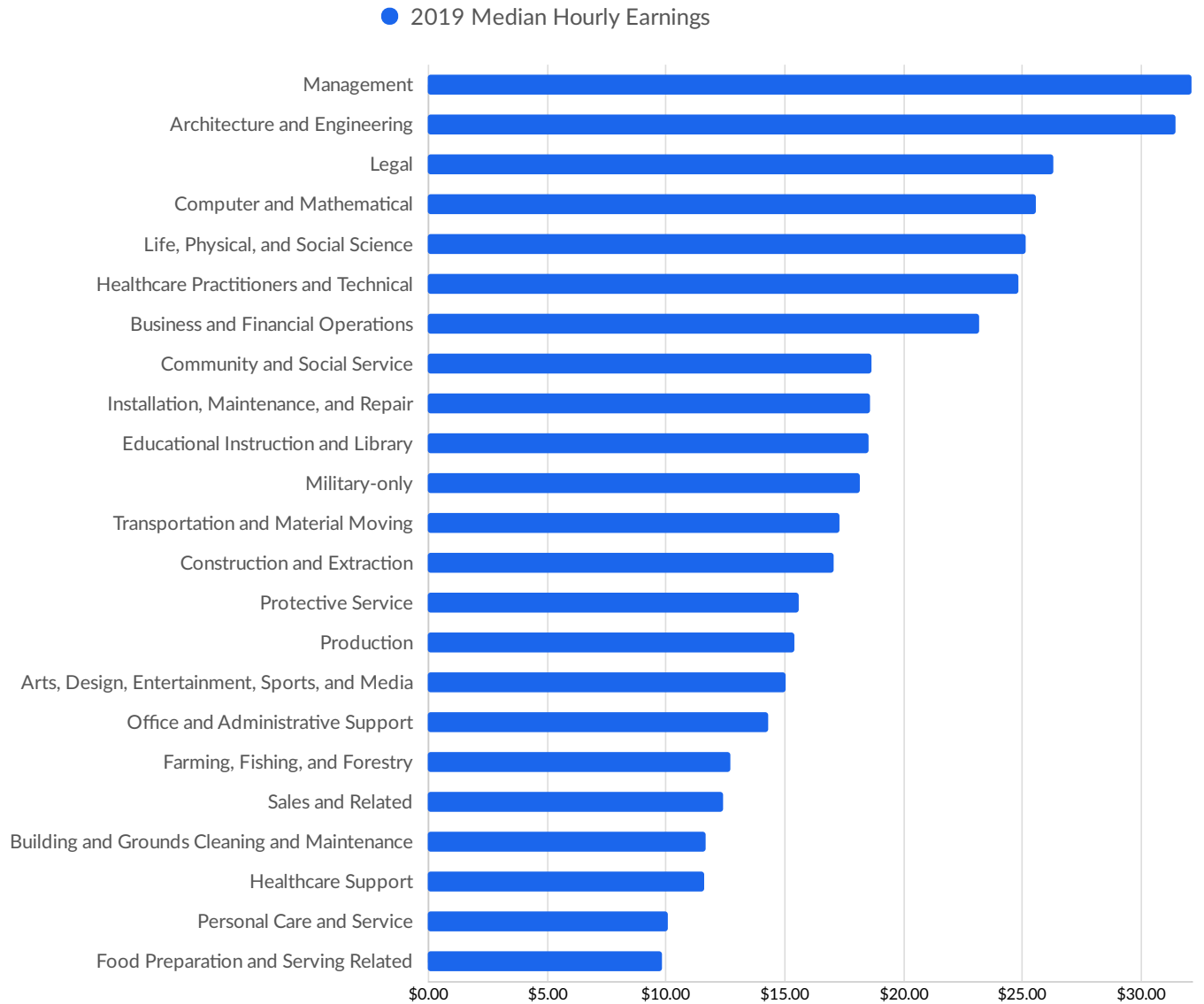
Top Growing Occupations



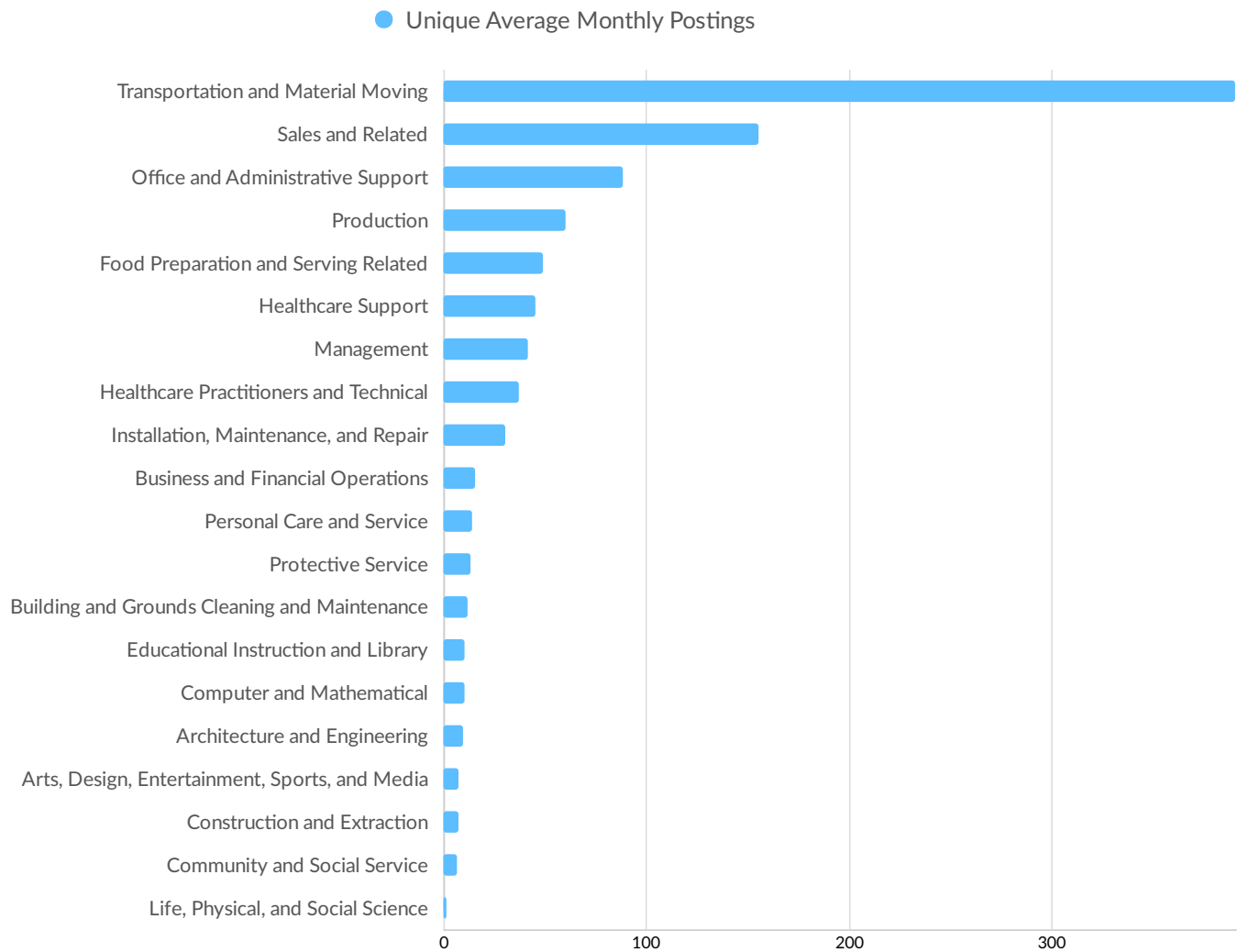
Top Occupation LQ



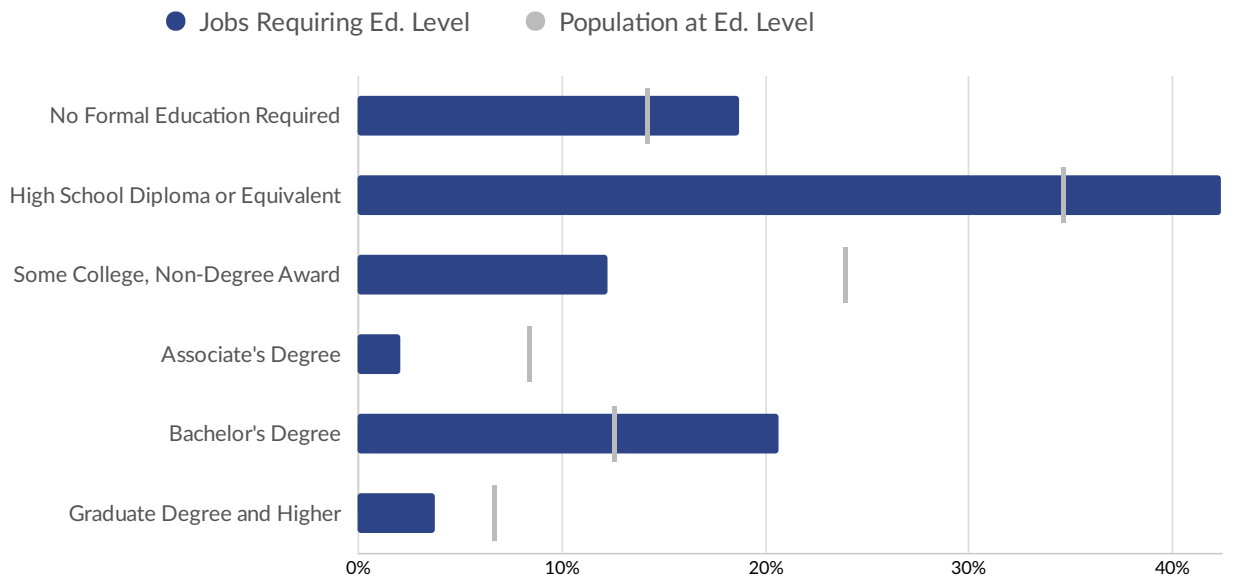
Top Occupation Earnings



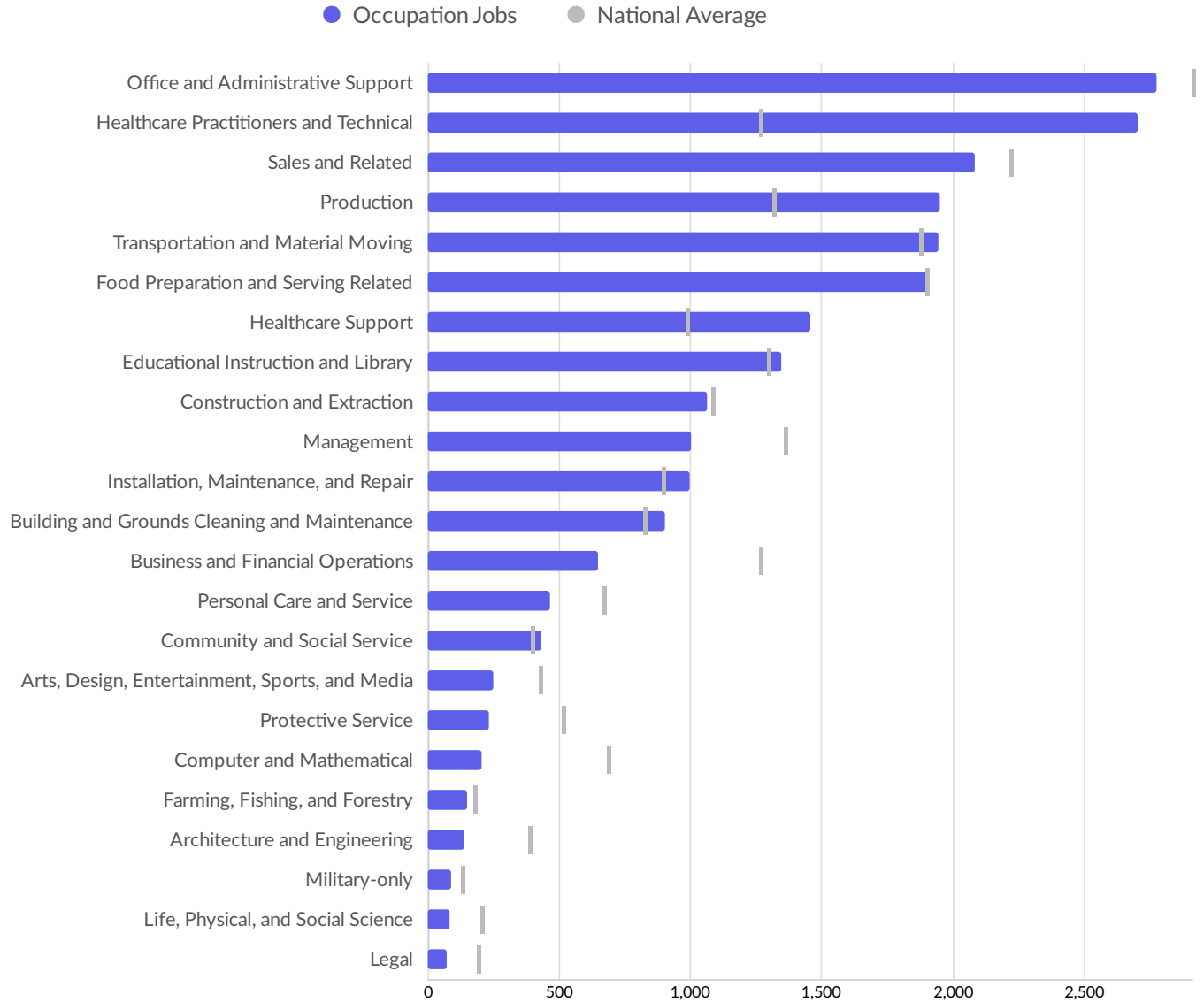
Top Posted Occupations



Underemployment








Largest Occupations



Educational Pipeline

In 2019, there were 1,360 graduates in Newton County, MO. This pipeline has grown by 53% over the last 5 years. The highest share of these graduates come from General Studies, Truck and Bus Driver/Commercial Vehicle Operator and Instructor, and Registered Nursing/Registered Nurse.

School	Total Graduates (2019)	Graduate Trend (2015 - 2019)
Crowder College	1,341 	
Neosho Beauty College	19 	
Essentials Academy of Cosmetology	0	

● Certificate
 ● Associate's
 ● Bachelor's
 ● Master's or Higher

In-Demand Skills

