7 Counties

A Missouri, Oklahoma, and Kansas Economic Development Collaborative

MOKAN partnership

105 North Rangeline PO Box 1706
Joplin, Missouri 64802

Contents

Report Parameters 1
Economy Overview 2
Historic & Projected Trends 4
Population Characteristics 8
Industry Characteristics 10
Business Characteristics 16
Workforce Characteristics 18
Educational Pipeline 25
In-Demand Skills 26

Report Parameters

7 Counties

20021	Cherokee County, KS
20037	Crawford County, KS
29011	Barton County, MO
29097	Jasper County, MO
29119	McDonald County, MO
29145	Newton County, MO
40115	Ottawa County, OK

Class of Worker

QCEW Employees, Non-QCEW Employees, and Self-Employed

The information in this report pertains to the chosen geographical areas.

Economy Overview

304,472

Population (2020)

Population **grew by 1,744** over the last 5 years and is projected to **grow by 1,889** over the next 5 years.

139,265

Total Regional Employment

Jobs **grew by 1,254** over the last 5 years and are projected to **grow by 4,392** over the next 5 years.

$47.2K

Avg. Earnings Per Job (2020)

Regional average earnings per job are **$22.4K below** the national average earnings of $69.6K per job.

Takeaways

- As of 2020 the region's population **increased by 0.6%** since 2015, growing by 1,744. Population is expected to **increase by 0.6%** between 2020 and 2025, adding 1,889.
- From 2015 to 2020, jobs **increased by 0.9%** in 7 Counties from 138,011 to **139,265**. This change **fell short of the national growth rate of 6.2% by 5.3%**. As the number of jobs increased, the **labor force participation rate decreased from 60.7% to 58.3% between 2015 and 2020**.
- Concerning educational attainment, **13.5% of the selected regions' residents possess a Bachelor's Degree** (5.5% below the national average), and **7.9% hold an Associate's Degree** (0.3% below the national average).
- The top three industries in 2020 are Education and Hospitals (Local Government), Restaurants and Other Eating Places, and Local Government, Excluding Education and Hospitals.

	Population (2020)	Labor Force (2020)	Jobs (2020)	Cost of Living	GRP	Imports	Exports
Region	304,472	142,296	139,265	90.0	$11.29B	$16.25B	$14.52B
United States	330,354,682	160,072,527	166,243,585	100.0	$21.12T	$0	$8.97T

2020 Labor Force Breakdown

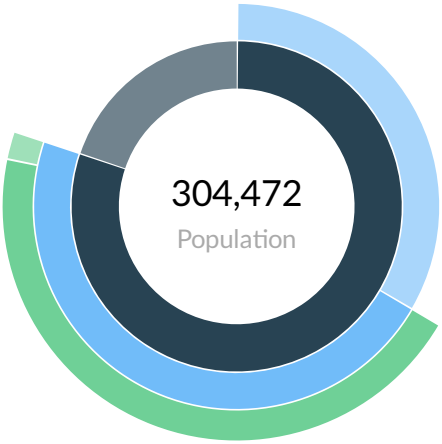

	Population
Total Working Age Population	243,871
Not in Labor Force (15+)	101,575
Labor Force	142,296
Employed	136,428
Unemployed	5,868
Under 15	60,601

Educational Attainment

Concerning educational attainment, **13.5% of the selected regions' residents possess a Bachelor's Degree** (5.5% below the national average), and **7.9% hold an Associate's Degree** (0.3% below the national average).

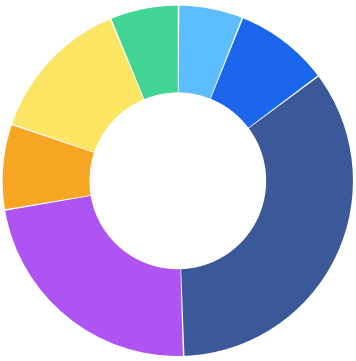

	% of Population	Population
Less Than 9th Grade	6.0%	11,991
9th Grade to 12th Grade	8.8%	17,677
High School Diploma	34.7%	69,859
Some College	22.9%	46,097
Associate's Degree	7.9%	15,877
Bachelor's Degree	13.5%	27,260
Graduate Degree and Higher	6.3%	12,740

Historic & Projected Trends

Population Trends

As of 2020 the region's population **increased by 0.6%** since 2015, growing by 1,744. Population is expected to **increase by 0.6%** between 2020 and 2025, adding 1,889.

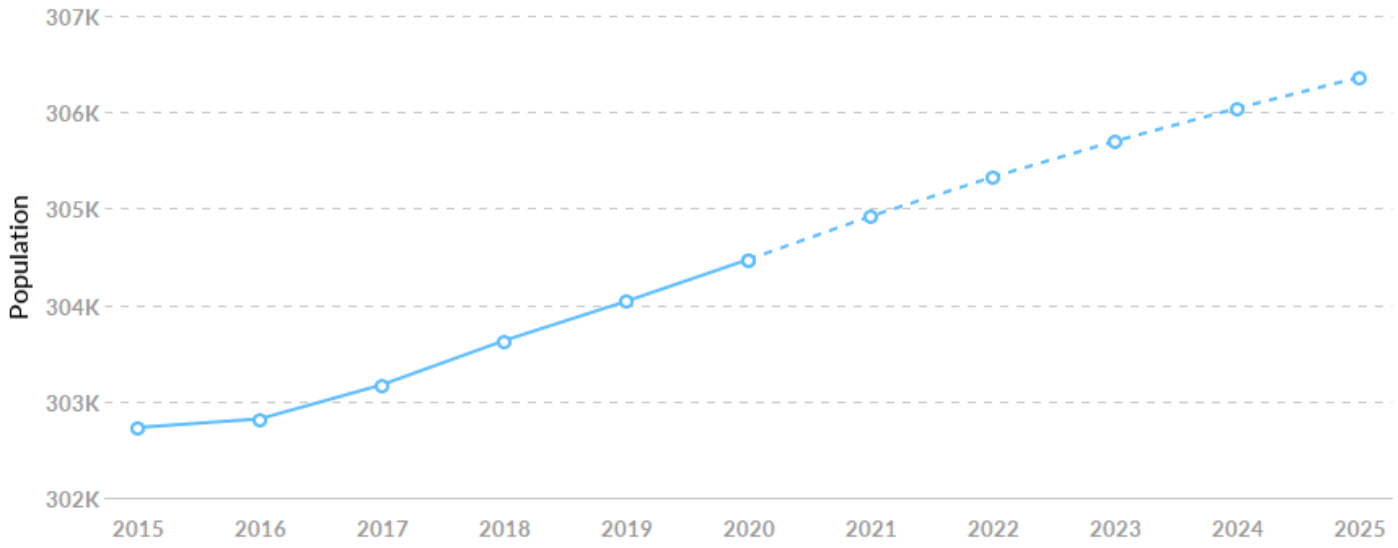

Timeframe	Population
2015	302,728
2016	302,818
2017	303,172
2018	303,630
2019	304,038
2020	304,472
2021	304,920
2022	305,327
2023	305,699
2024	306,040
2025	306,360

Job Trends

From 2015 to 2020, jobs **increased by 0.9%** in 7 Counties from 138,011 to **139,265**. This change **fell short of the national growth rate of 6.2% by 5.3%**.

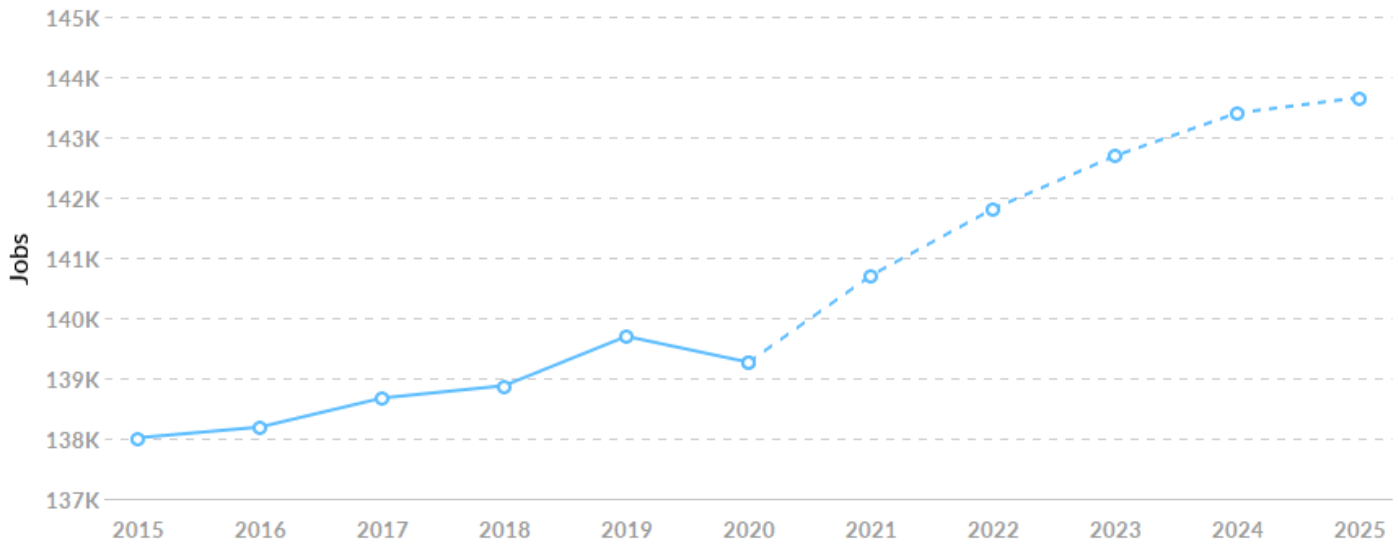

Timeframe	Jobs
2015	138,011
2016	138,189
2017	138,671
2018	138,876
2019	139,695
2020	139,265
2021	140,702
2022	141,809
2023	142,690
2024	143,402
2025	143,657

Labor Force Participation Rate Trends

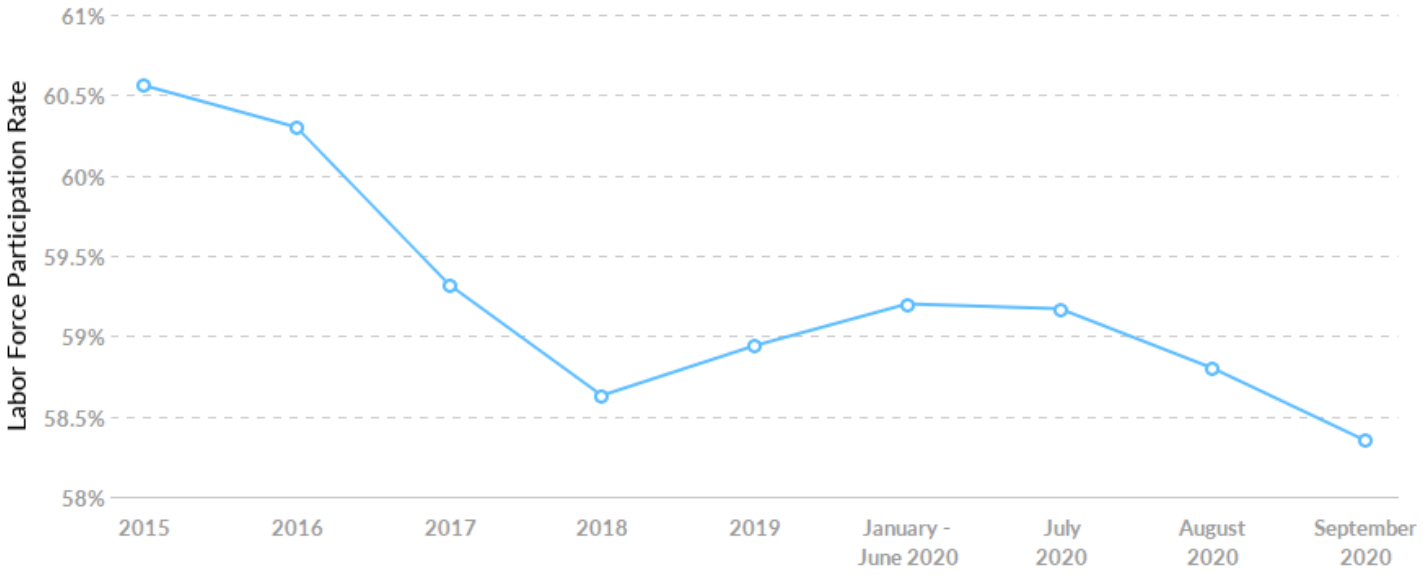

Timeframe	Labor Force Participation Rate
2015	60.56%
2016	60.30%
2017	59.32%
2018	58.63%
2019	58.94%
January - June 2020	59.20%
July 2020	59.17%
August 2020	58.80%
September 2020	58.35%

Unemployment Rate Trends

Your areas had a September 2020 unemployment rate of 4.12%, **decreasing from 4.62%** 5 years before.

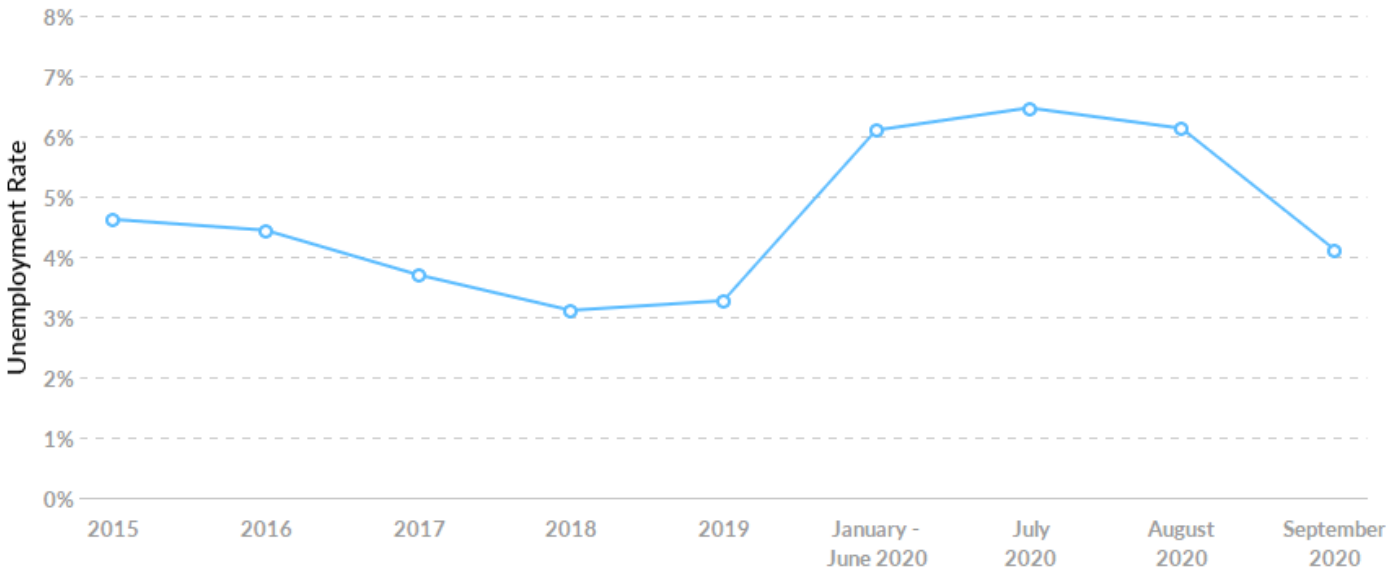

Timeframe	Unemployment Rate
2015	4.62%
2016	4.44%
2017	3.70%
2018	3.11%
2019	3.27%
January - June 2020	6.10%
July 2020	6.47%
August 2020	6.13%
September 2020	4.12%

Population Characteristics

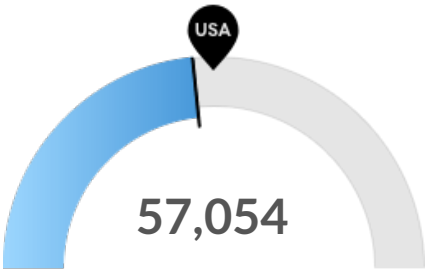

Millennials

Your area has 57,054 millennials (ages 25-39). The national average for an area this size is 62,688.

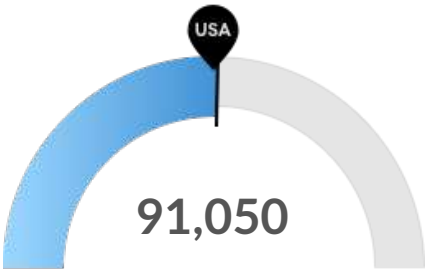

Retiring Soon

Retirement risk is about average in your area. The national average for an area this size is 89,391 people 55 or older, while there are 91,050 here.

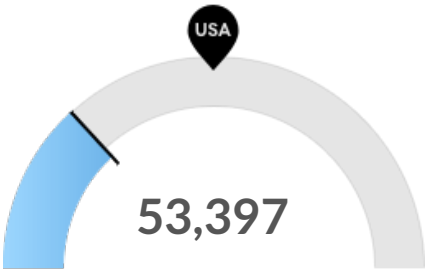

Racial Diversity

Racial diversity is low in your area. The national average for an area this size is 121,276 racially diverse people, while there are 53,397 here.

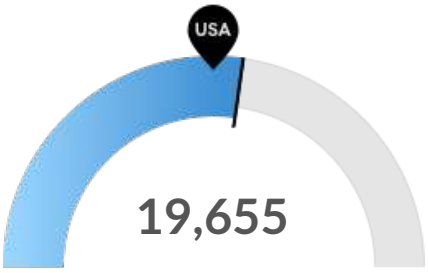

Veterans

Your area has 19,655 veterans. The national average for an area this size is 17,298.

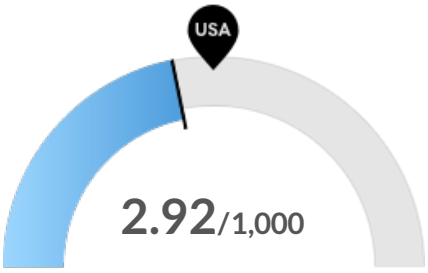

Violent Crime

Your area has 2.92 violent crimes per 1,000 people. The national rate is 3.53 per 1,000 people.

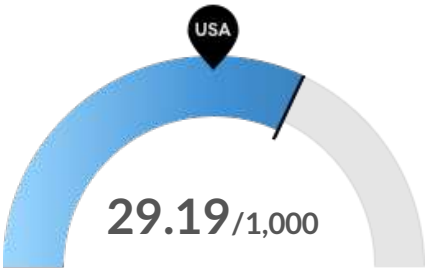

Property Crime

Your area has 29.19 property crimes per 1,000 people. The national rate is 19.79 per 1,000 people.

Place of Work vs Place of Residence

Understanding where talent in the region currently works compared to where talent lives can help you optimize site decisions. For example, the #1 ranked ZIP for employment ranks #2 for resident workers. The top ZIP for resident workers is 64804.

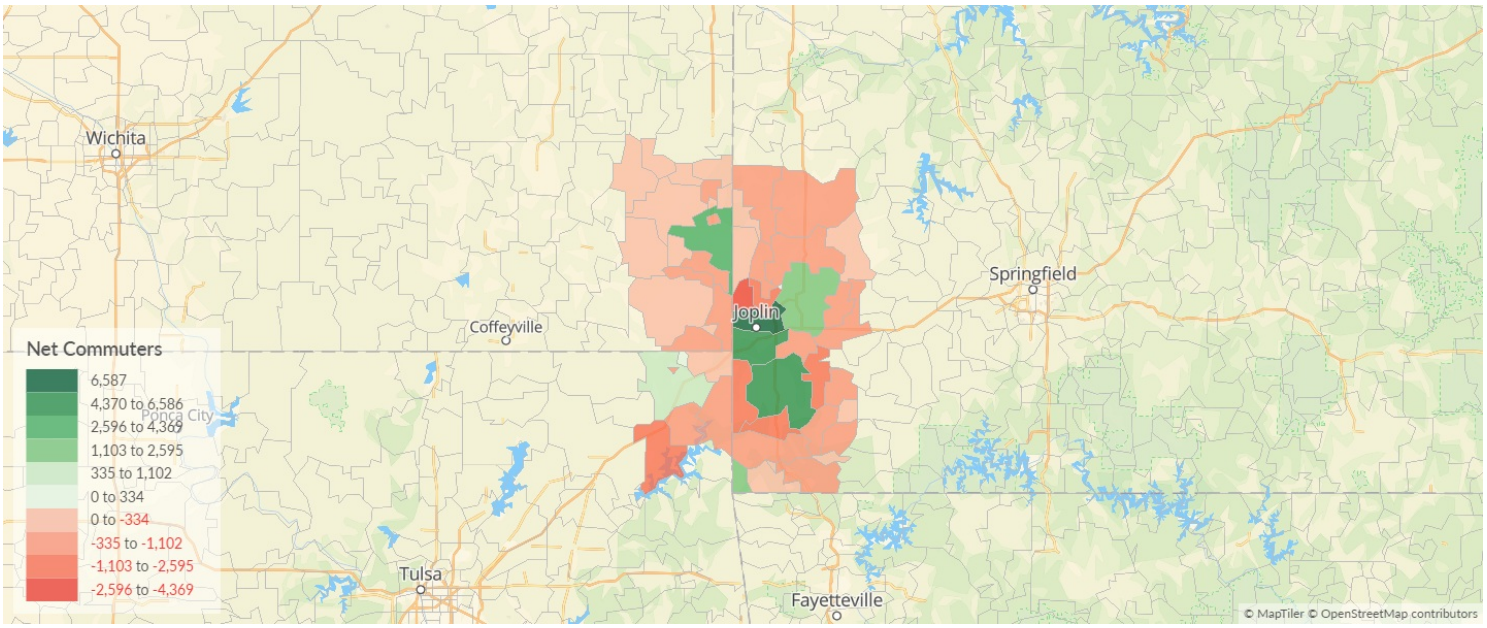

Where Talent Works

ZIP	Name	2020 Employment
64801	Joplin, MO (in Jasper co...	21,528
64804	Joplin, MO (in Jasper co...	20,318
64850	Neosho, MO (in Newto...	18,933
66762	Pittsburg, KS (in Crawfo...	14,406
64836	Carthage, MO (in Jasper...	11,862

Where Talent Lives

ZIP	Name	2020 Workers
64804	Joplin, MO (in Jasper co...	15,947
64801	Joplin, MO (in Jasper co...	14,942
64850	Neosho, MO (in Newto...	13,960
66762	Pittsburg, KS (in Crawfo...	11,034
64836	Carthage, MO (in Jasper...	10,142

Industry Characteristics

Largest Industries

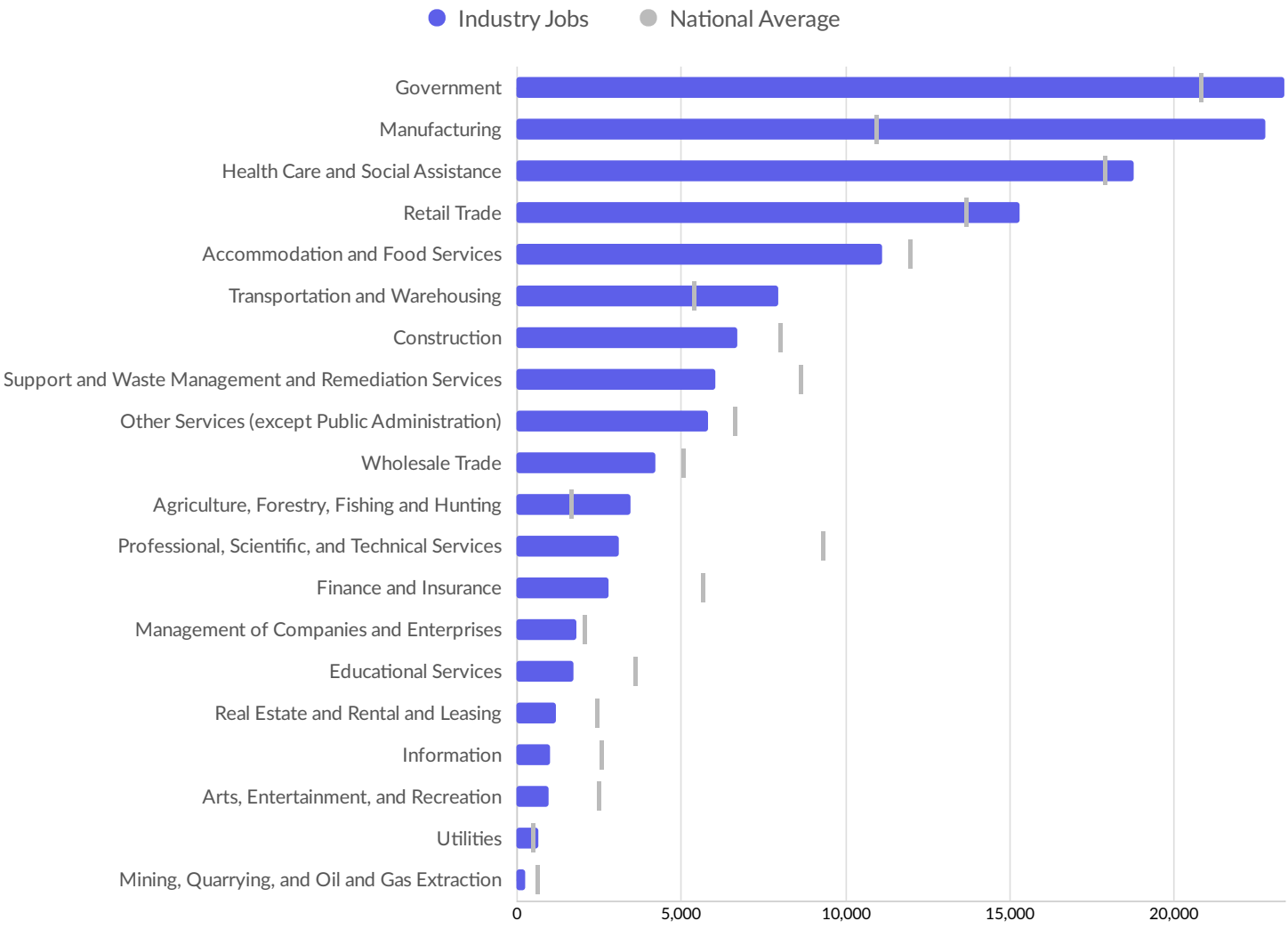

Top Growing Industries

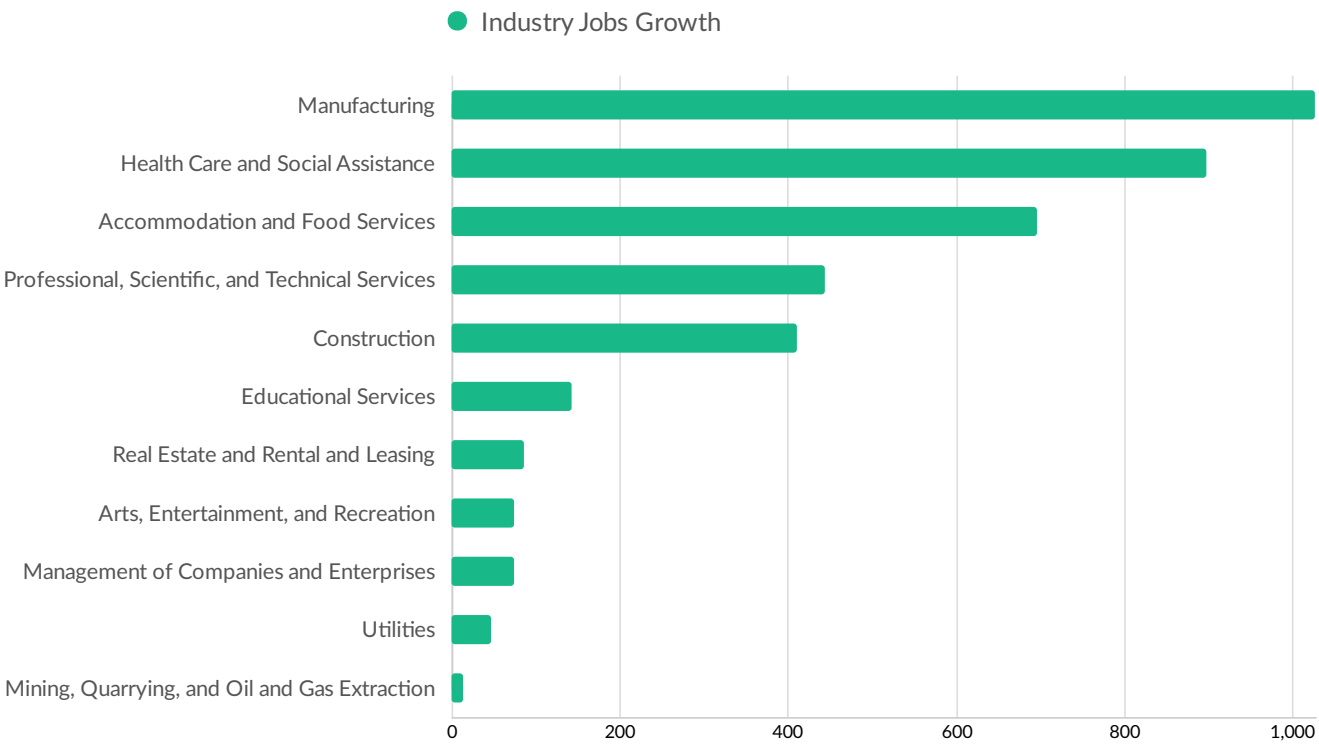

Top Industry LQ

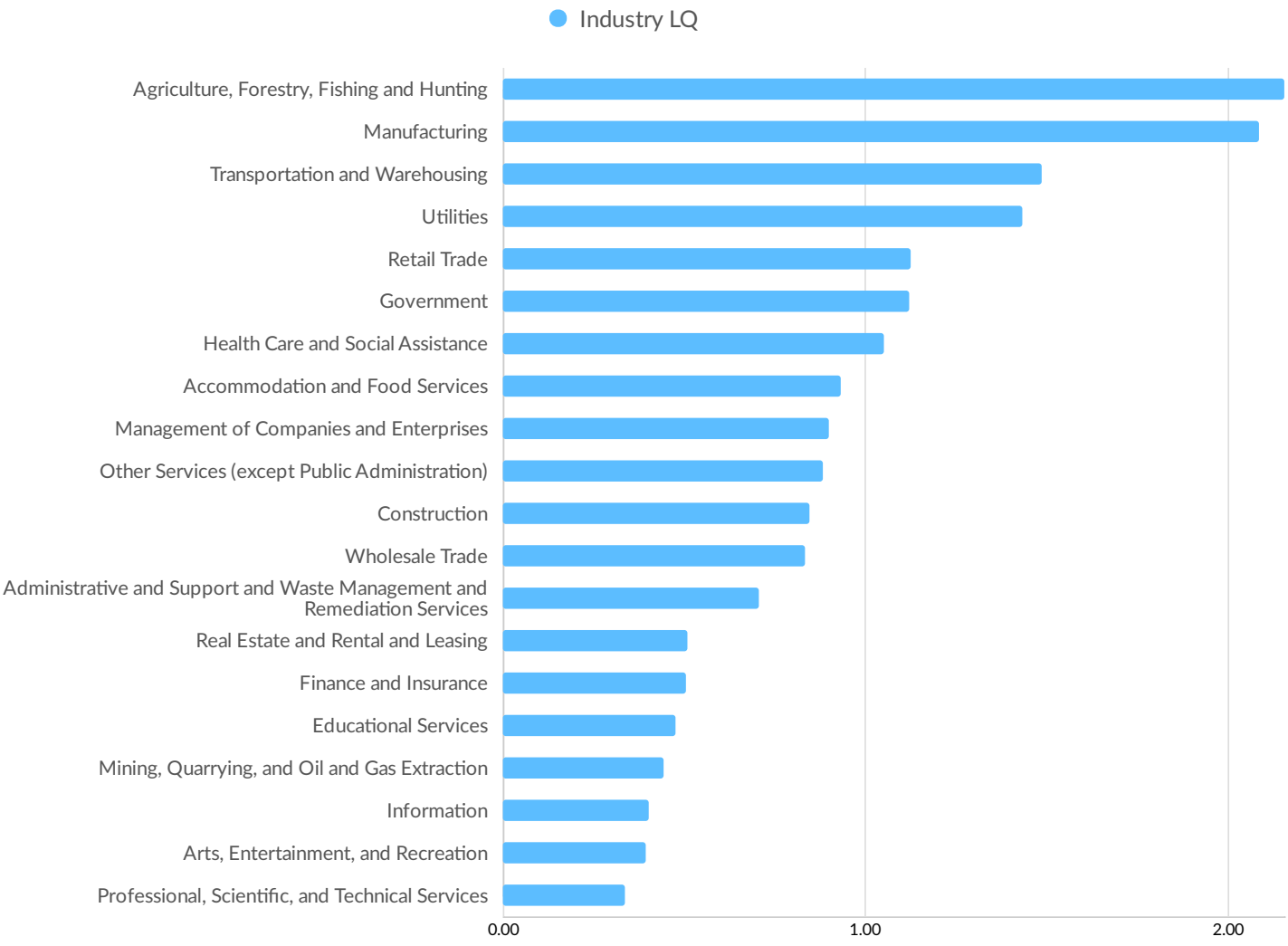

Top Industry GRP

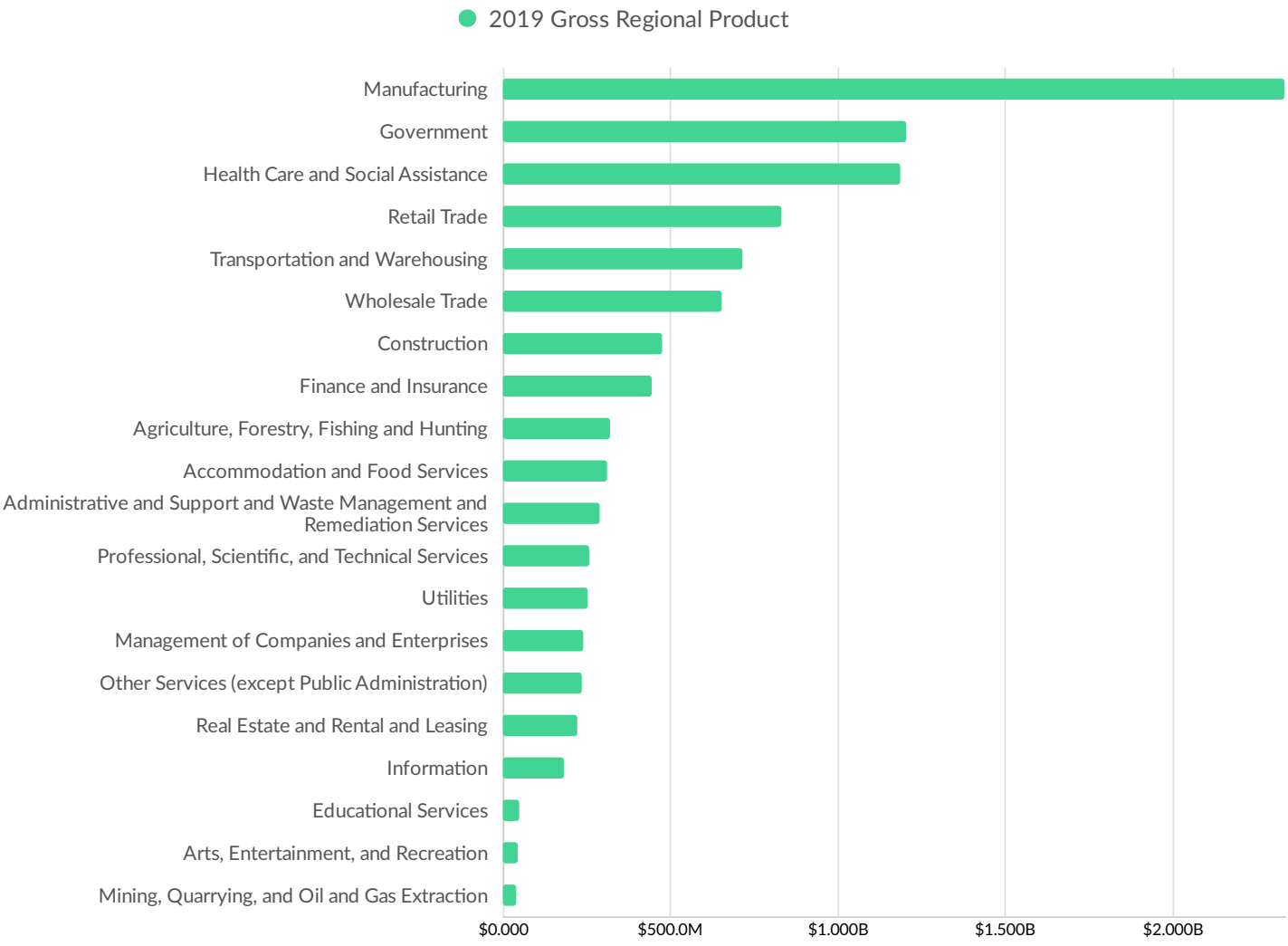

Top Industry Earnings

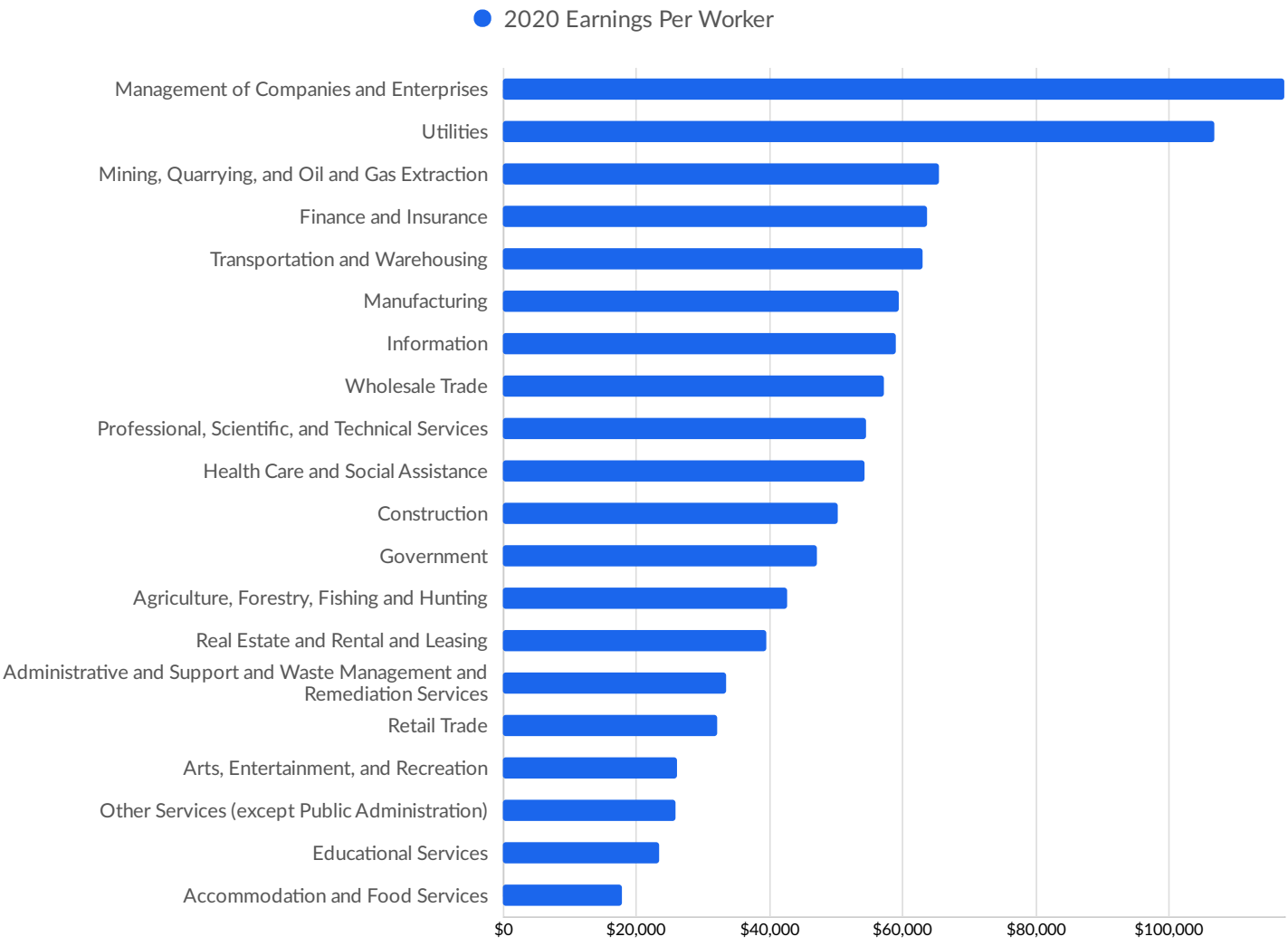

Largest Industries

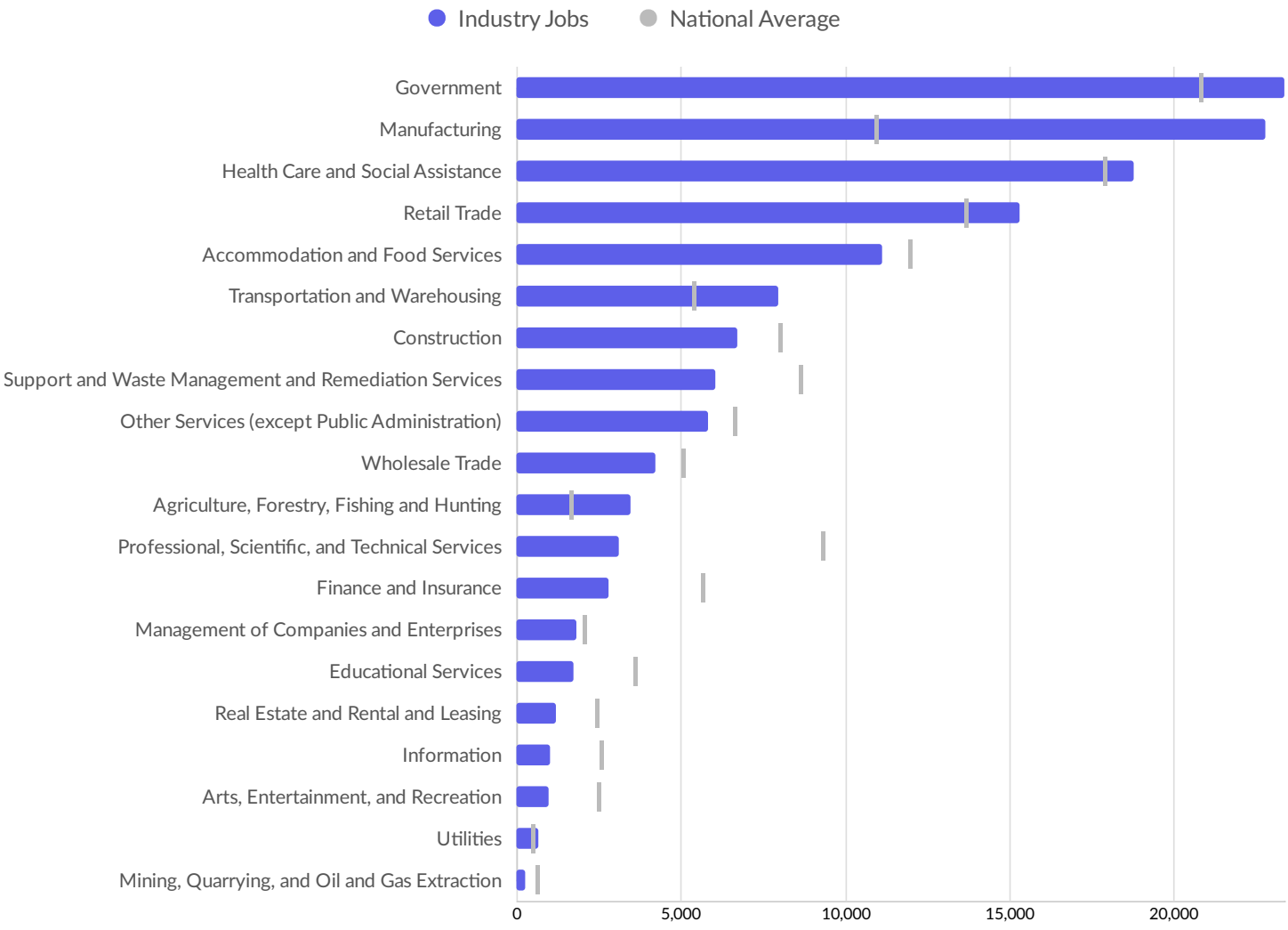

Business Characteristics

17,495 Companies Employ Your Workers

Online profiles for your workers mention 17,495 companies as employers, with the top 10 appearing below. In the last 12 months, 3,723 companies in your area posted job postings, with the top 10 appearing below.

Top Companies	Profiles
Freeman Health System	782
Pittsburg State University Found...	615
Wal-Mart, Inc.	591
Leggett & Platt, Incorporated	579
Sunbelt Home Health Care Inc	405
Missouri Southern State Univers...	389
AT&T Inc.	240
Joplin Schools	239
Eaglepicher Technologies, LLC	230
Tamko Building Products, Inc.	201

Top Companies Posting	Unique Postings
CRST International, Inc.	2,087
Platinum Supplemental Insuranc...	937
Freeman Health System	904
U.S. Xpress, Inc.	710
Dollar General Corporation	685
Hogan Transports Inc	631
Mercy	598
C.R. England, Inc.	562
USA Truck, Inc.	557
Wal-Mart, Inc.	526

Business Size

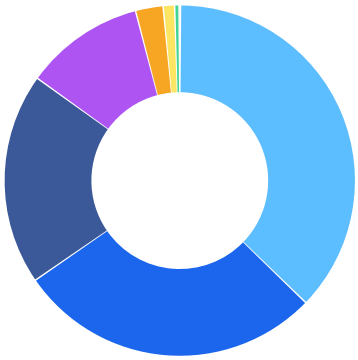

	Percentage	Business Count
1 to 4 employees	37.2%	4,418
5 to 9 employees	28.1%	3,345
10 to 19 employees	19.5%	2,320
20 to 49 employees	11.0%	1,310
50 to 99 employees	2.5%	302
100 to 249 employees	1.1%	125
250 to 499 employees	0.4%	48
500+ employees	0.1%	16

**Business Data by DatabaseUSA.com is third-party data provided by Emsi to its customers as a convenience, and Emsi does not endorse or warrant its accuracy or consistency with other published Emsi data. In most cases, the Business Count will not match total companies with profiles on the summary tab.*

Workforce Characteristics

Largest Occupations

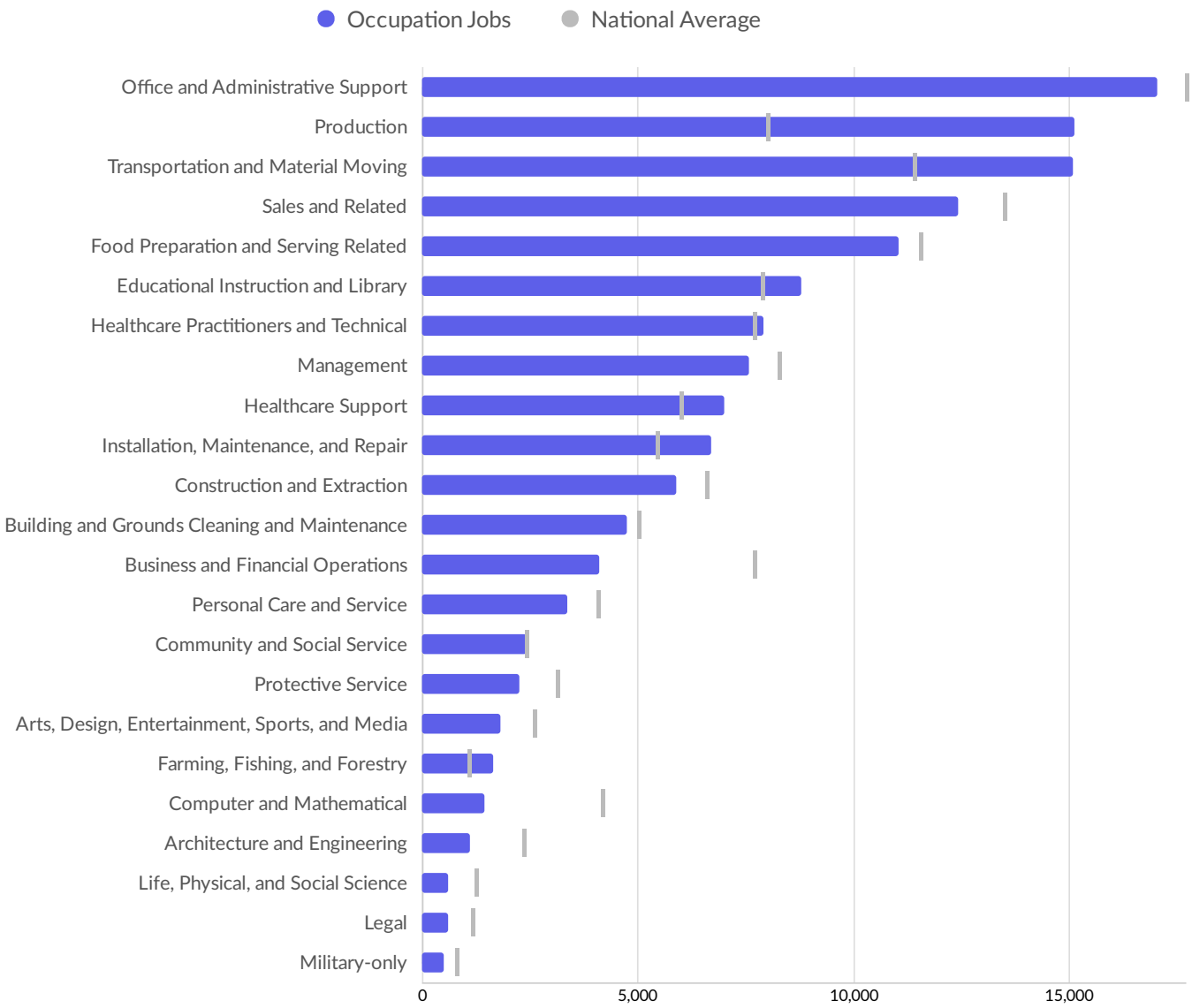

Top Growing Occupations

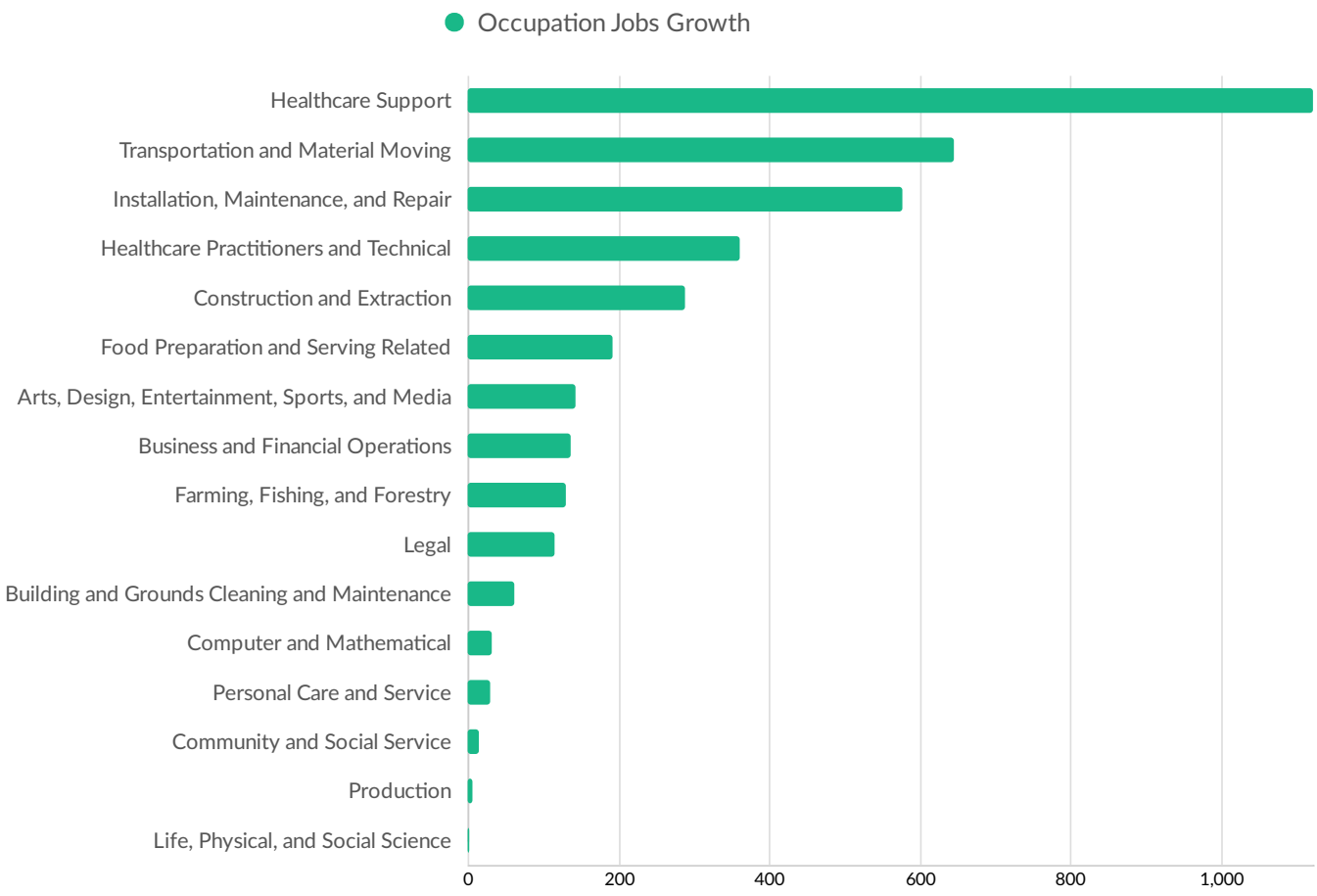

Top Occupation LQ

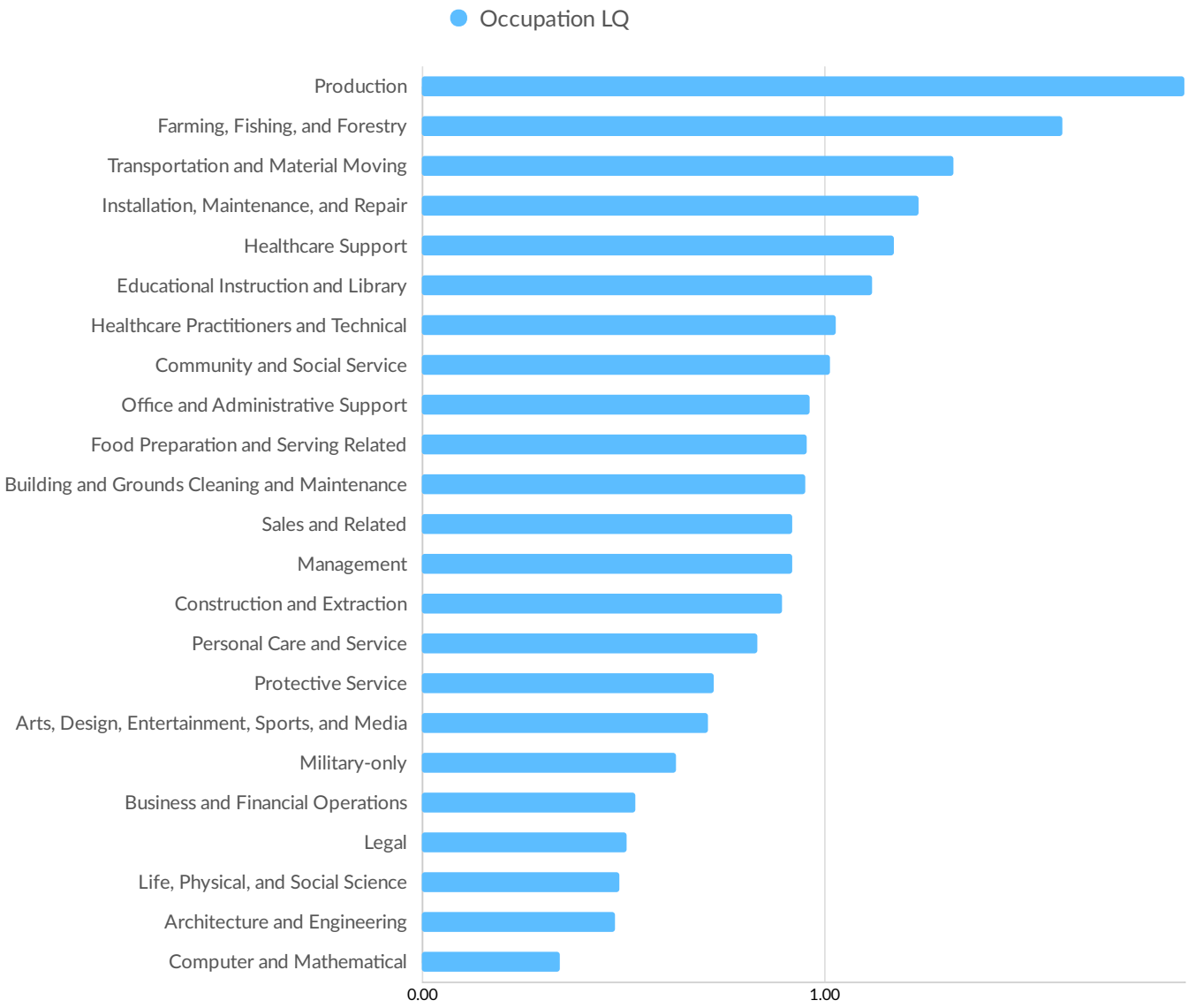

Top Occupation Earnings

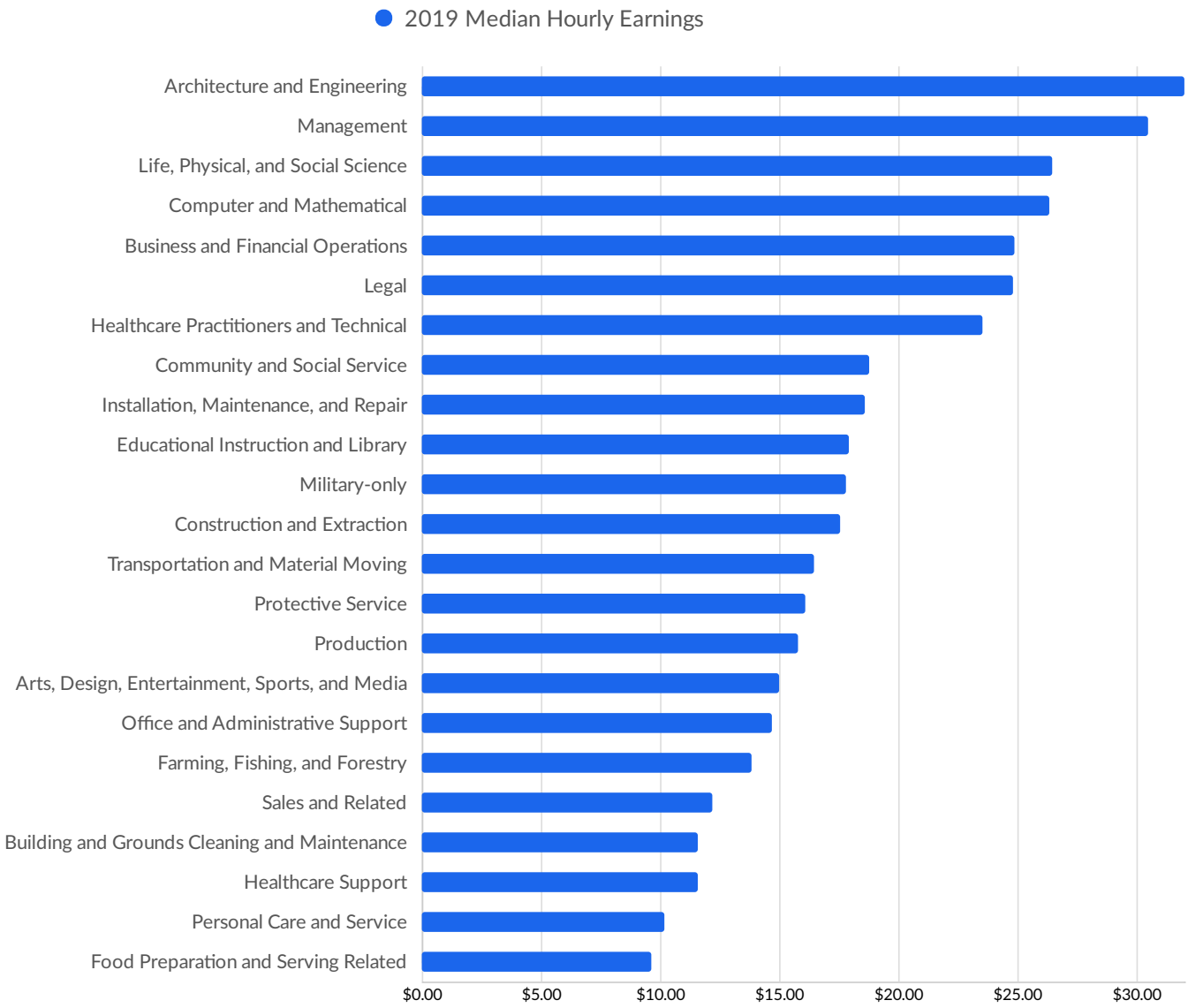

Top Posted Occupations

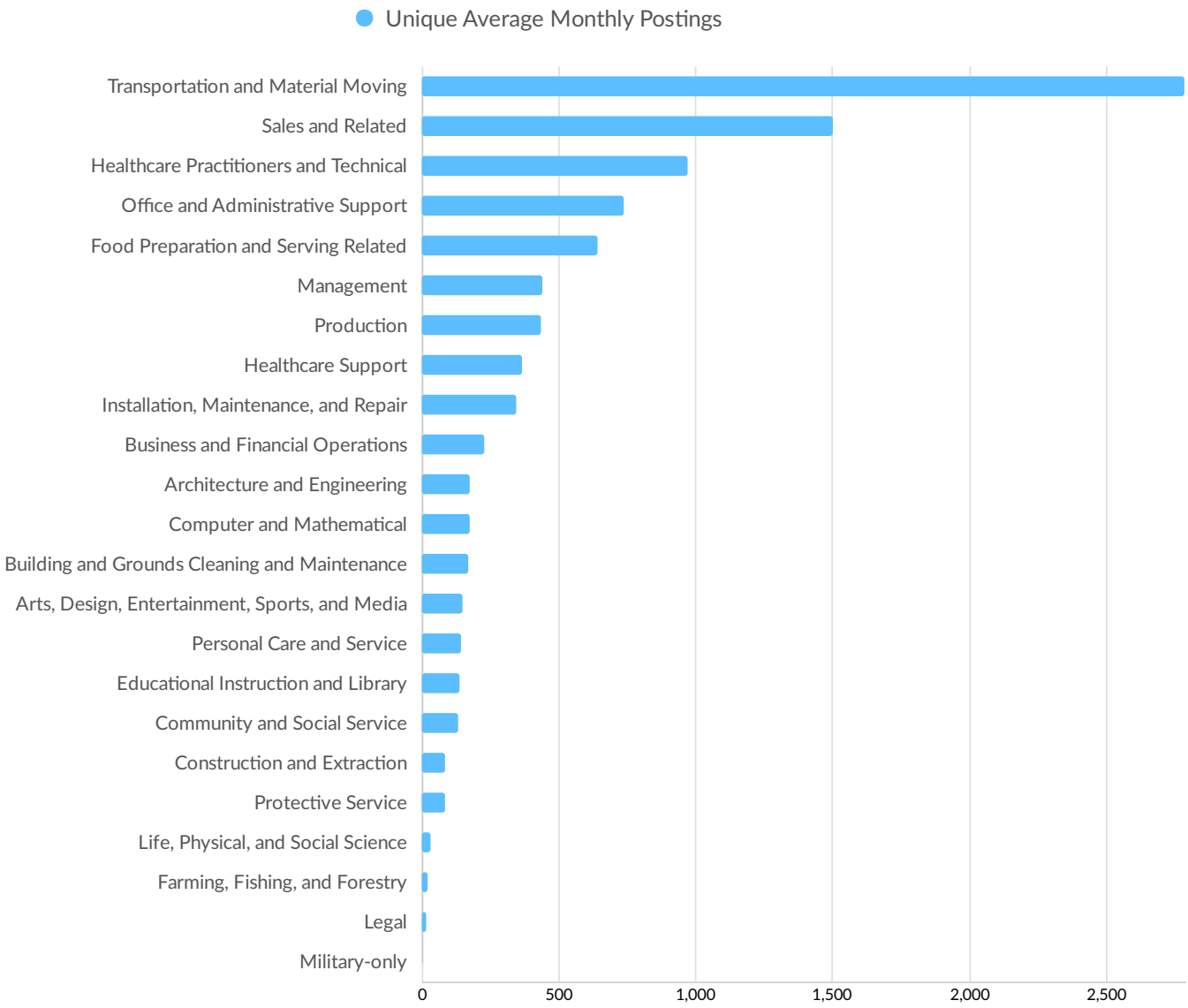

Underemployment

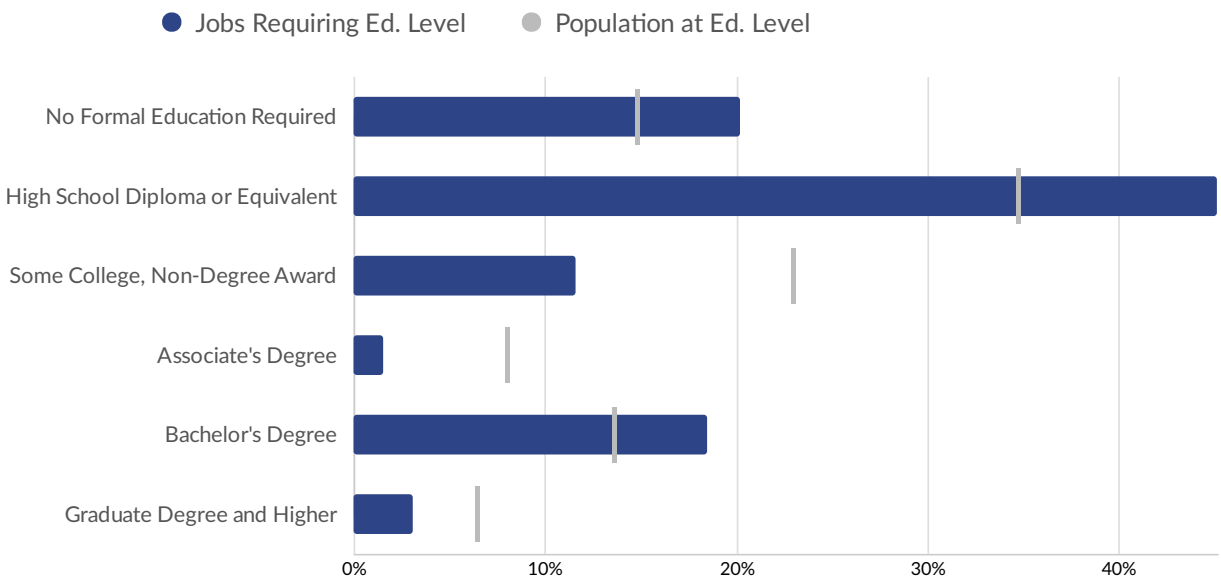

Largest Occupations

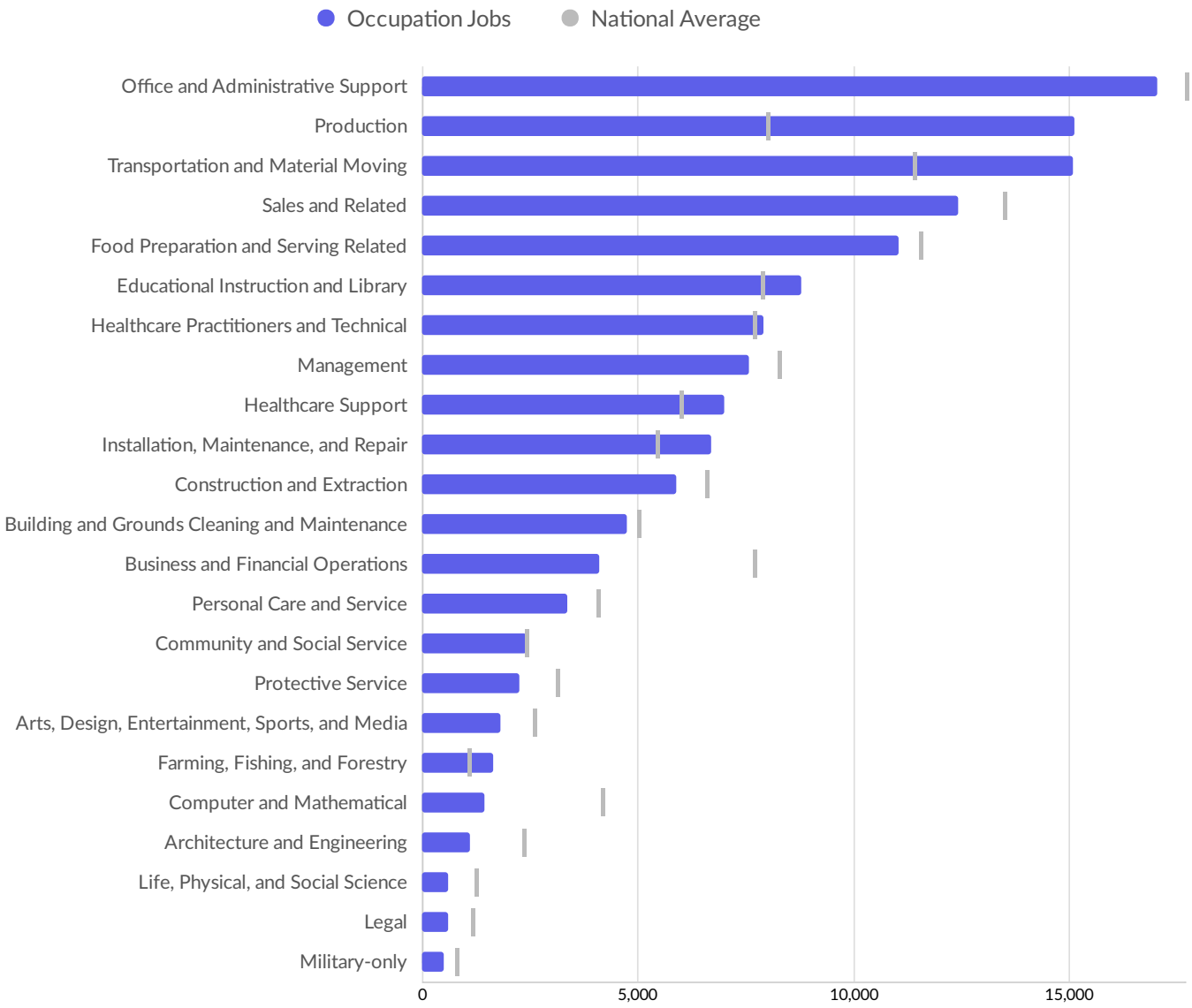

Educational Pipeline

In 2019, there were 5,235 graduates in 7 Counties. This pipeline has grown by 10% over the last 5 years. The highest share of these graduates come from General Studies, "Business/Commerce, General", and Truck and Bus Driver/Commercial Vehicle Operator and Instructor.

School	Total Graduates (2019)	Graduate Trend (2015 - 2019)
Pittsburg State University	1,565	
Missouri Southern State University	1,441	
Crowder College	1,341	
Northeastern Oklahoma A&M College	418	
Ozark Christian College	140	
Northeast Technology Center-Afton	125	
Franklin Technology-MSSU	87	
City Pointe Beauty Academy	59	
Carthage R9 School District-Carthage Technical Center	28	
Neosho Beauty College	19	
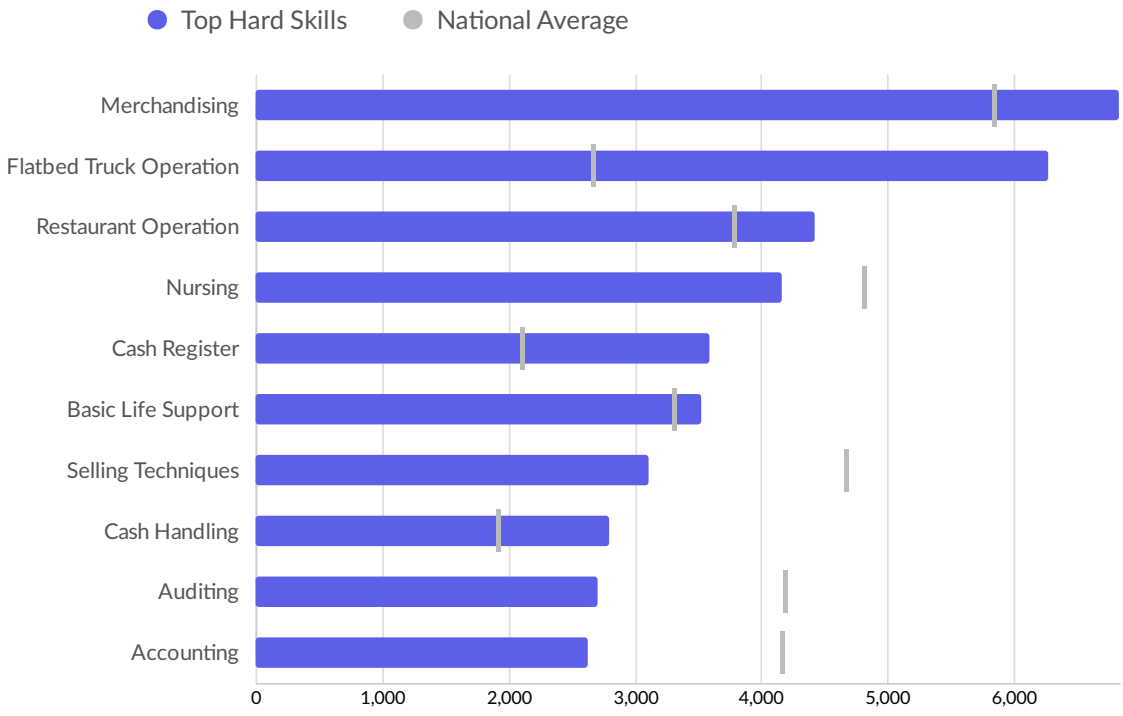
In-Demand Skills