



Jasper County, MO

MOKAN Partnership



tony@mokanpartnership.com
FB @themokanpartnership
Joplin, Missouri 64801

Contents

| | |
|-----------------------------------|----|
| Report Parameters | 1 |
| Economy Overview | 2 |
| Historic & Projected Trends | 4 |
| Population Characteristics | 8 |
| Industry Characteristics | 10 |
| Business Characteristics | 16 |
| Workforce Characteristics | 18 |
| Educational Pipeline | 24 |
| In-Demand Skills | 25 |

Report Parameters

1 County

29097 Jasper County, MO

Class of Worker

QCEW Employees, Non-QCEW Employees, and Self-Employed

The information in this report pertains to the chosen geographical area.

Economy Overview

121,516

Population (2019)

Population grew by 3,778 over the last 5 years and is projected to grow by 3,128 over the next 5 years.

63,973

Total Regional Employment

Jobs decreased by 407 over the last 5 years but are projected to grow by 560 over the next 5 years.

\$46.9K

Median Household Income (2018)

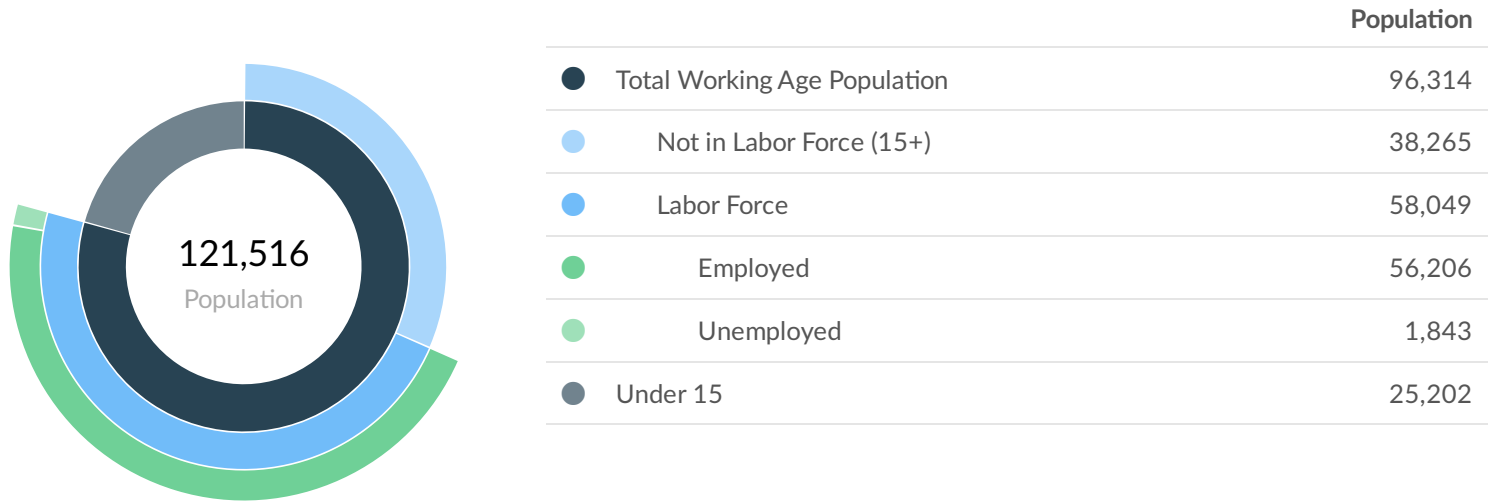
Median household income is \$13.4K below the national median household income of \$60.3K.

Takeaways

- As of 2019 the region's population increased by 3.2% since 2014, growing by 3,778. Population is expected to increase by 2.6% between 2019 and 2024, adding 3,128.
- From 2014 to 2019, jobs declined by 0.6% in Jasper County, MO from 64,380 to 63,973. This change fell short of the national growth rate of 7.9% by 8.5%. As the number of jobs declined, the labor force participation rate decreased from 62.4% to 60.3% between 2014 and 2019.
- Concerning educational attainment, 15.6% of Jasper County, MO residents possess a Bachelor's Degree (3.2% below the national average), and 6.6% hold an Associate's Degree (1.5% below the national average).
- The top three industries in 2019 are Restaurants and Other Eating Places, Education and Hospitals (Local Government), and General Freight Trucking.

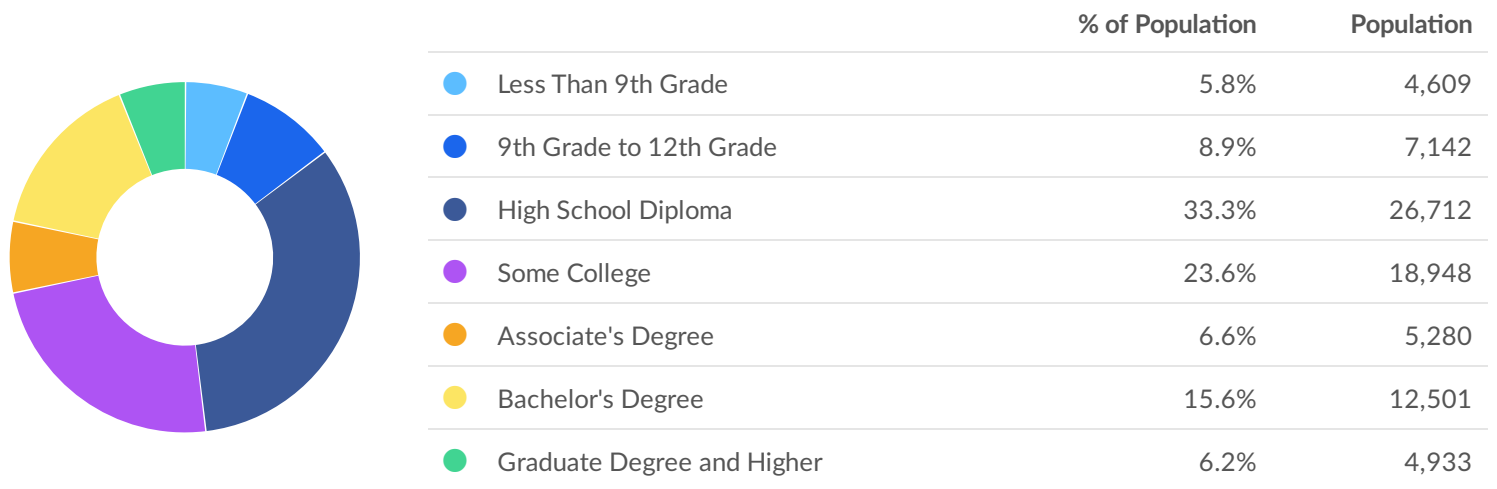
| | Population (2019) | Labor Force (2019) | Jobs (2019) | Cost of Living | GRP | Imports | Exports |
|--------|-------------------|--------------------|-------------|----------------|-----------|-----------|-----------|
| Region | 121,516 | 58,049 | 63,973 | 88.2 | \$5.16B | \$6.55B | \$6.28B |
| State | 6,146,353 | 3,096,893 | 3,151,037 | 89.9 | \$326.56B | \$309.82B | \$363.15B |

2019 Labor Force Breakdown



Educational Attainment

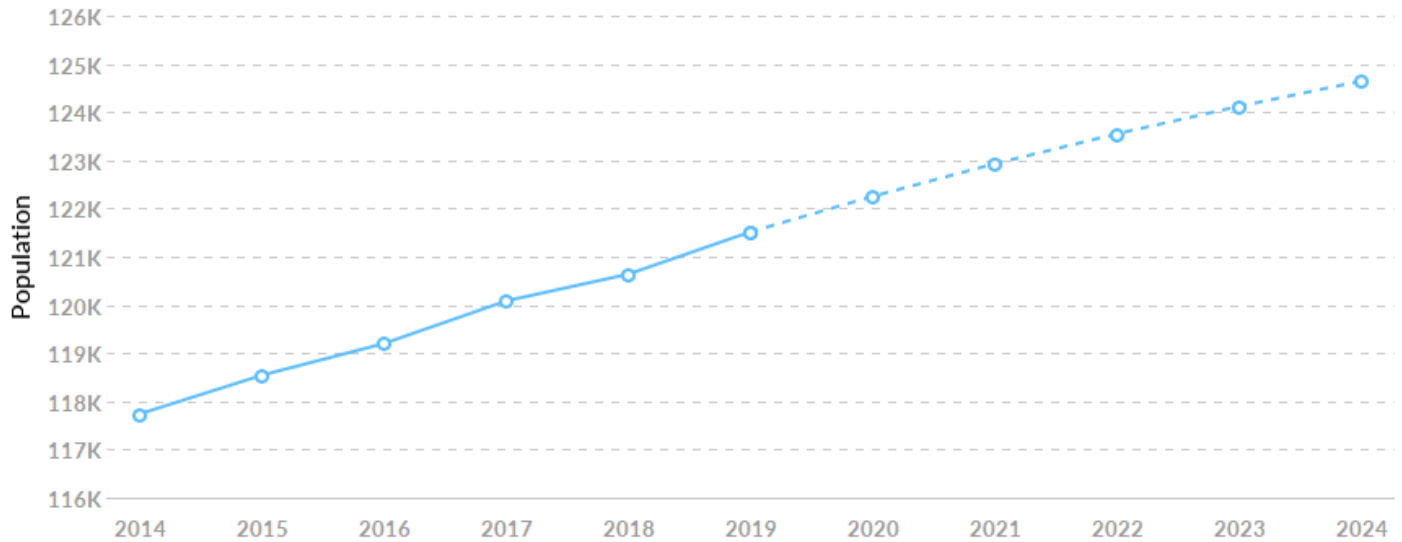
Concerning educational attainment, **15.6% of Jasper County, MO residents possess a Bachelor's Degree** (3.2% below the national average), and **6.6% hold an Associate's Degree** (1.5% below the national average).



Historic & Projected Trends

Population Trends

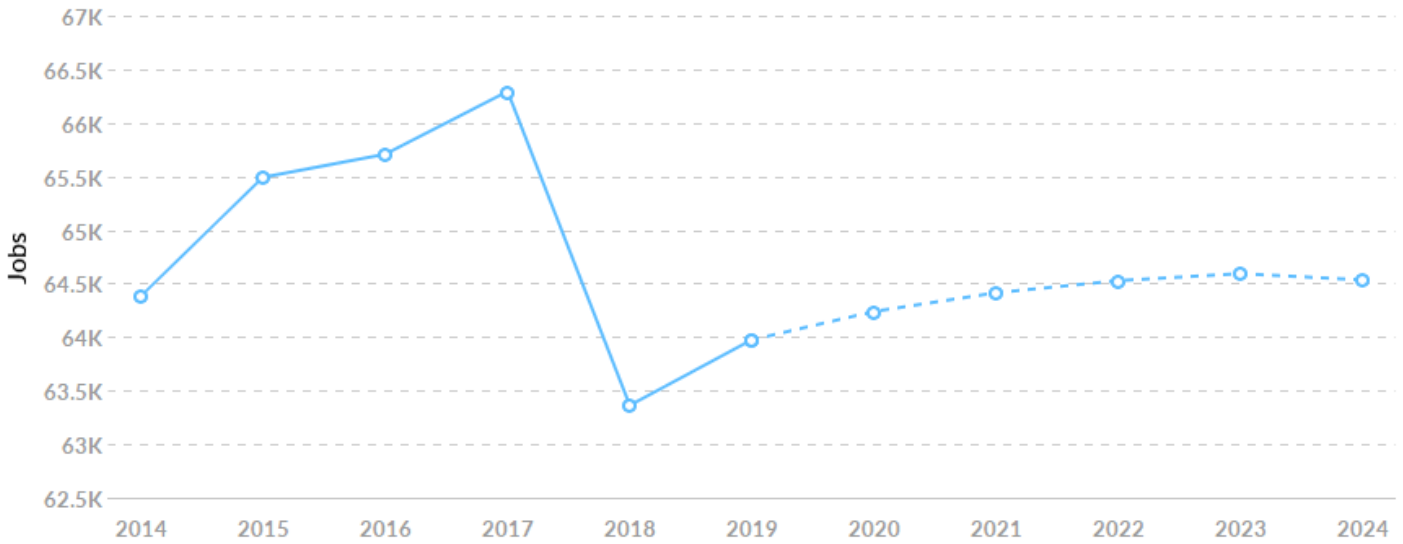
As of 2019 the region's population **increased by 3.2%** since 2014, growing by 3,778. Population is expected to **increase by 2.6%** between 2019 and 2024, adding 3,128.



| Timeframe | Population |
|-----------|------------|
| 2014 | 117,738 |
| 2015 | 118,541 |
| 2016 | 119,199 |
| 2017 | 120,083 |
| 2018 | 120,638 |
| 2019 | 121,516 |
| 2020 | 122,252 |
| 2021 | 122,929 |
| 2022 | 123,550 |
| 2023 | 124,120 |
| 2024 | 124,644 |

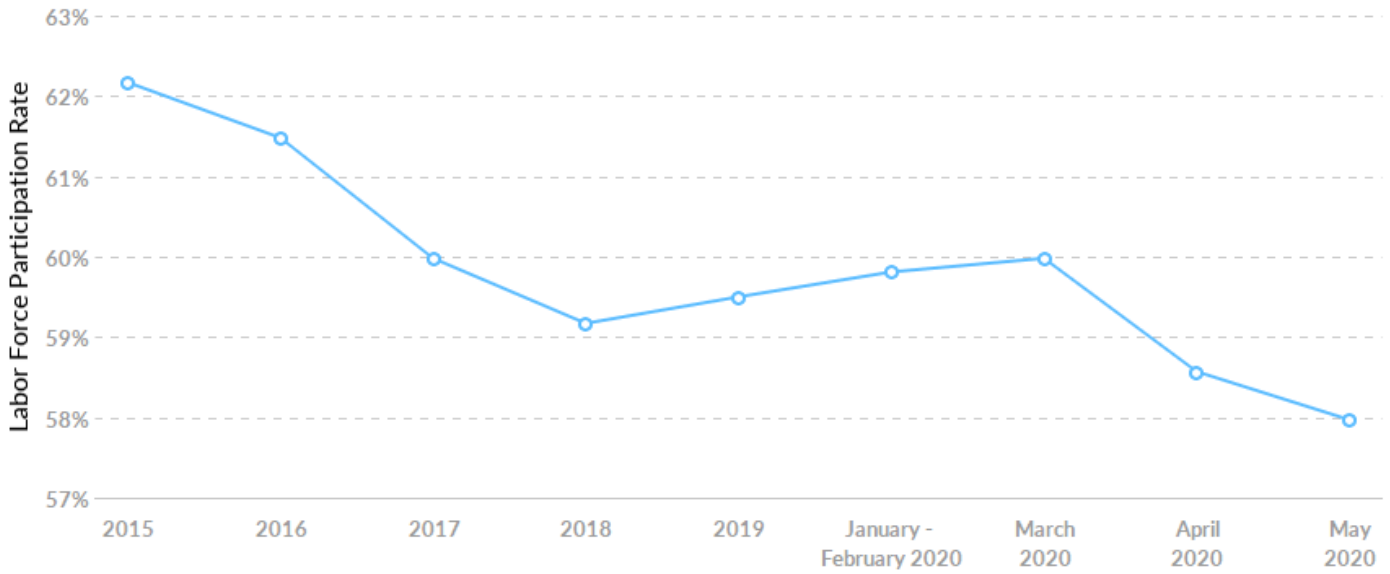
Job Trends

From 2014 to 2019, jobs declined by 0.6% in Jasper County, MO from 64,380 to **63,973**. This change fell short of the national growth rate of 7.9% by 8.5%.



| Timeframe | Jobs |
|-----------|--------|
| 2014 | 64,380 |
| 2015 | 65,491 |
| 2016 | 65,706 |
| 2017 | 66,291 |
| 2018 | 63,360 |
| 2019 | 63,973 |
| 2020 | 64,238 |
| 2021 | 64,413 |
| 2022 | 64,526 |
| 2023 | 64,592 |
| 2024 | 64,533 |

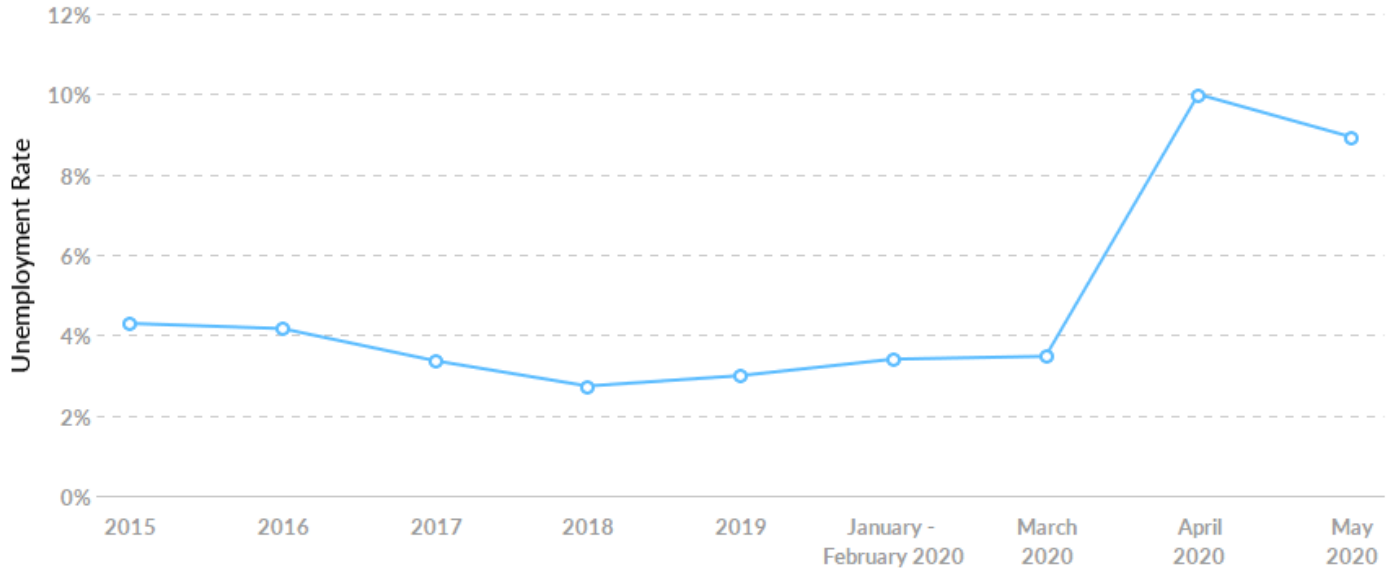
Labor Force Participation Rate Trends



| Timeframe | Labor Force Participation Rate |
|-------------------------|--------------------------------|
| 2015 | 62.17% |
| 2016 | 61.48% |
| 2017 | 59.98% |
| 2018 | 59.17% |
| 2019 | 59.50% |
| January - February 2020 | 59.81% |
| March 2020 | 59.98% |
| April 2020 | 58.57% |
| May 2020 | 57.97% |

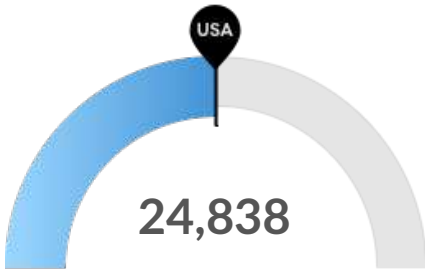
Unemployment Rate Trends

Jasper County, MO had a May 2020 unemployment rate of 8.93%, **increasing from 4.29%** 5 years before.



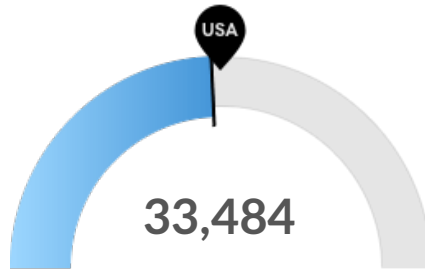
| Timeframe | Unemployment Rate |
|-------------------------|-------------------|
| 2015 | 4.29% |
| 2016 | 4.16% |
| 2017 | 3.36% |
| 2018 | 2.73% |
| 2019 | 2.99% |
| January - February 2020 | 3.40% |
| March 2020 | 3.47% |
| April 2020 | 9.99% |
| May 2020 | 8.93% |

Population Characteristics



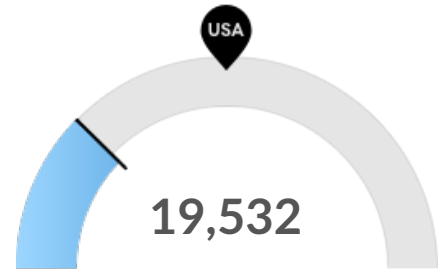
Millennials

Jasper County, MO has 24,838 millennials (ages 25-39). The national average for an area this size is 24,802.



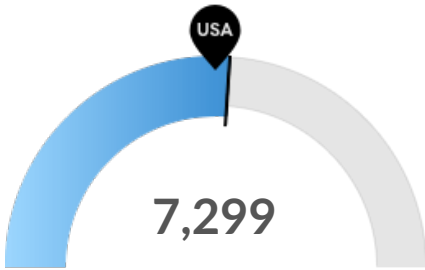
Retiring Soon

Retirement risk is about average in Jasper County, MO. The national average for an area this size is 34,921 people 55 or older, while there are 33,484 here.



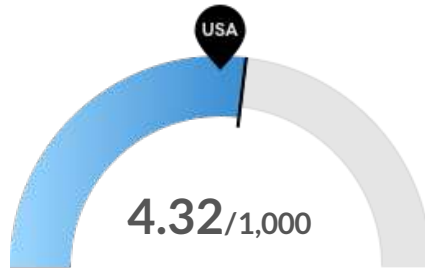
Racial Diversity

Racial diversity is low in Jasper County, MO. The national average for an area this size is 47,796 racially diverse people, while there are 19,532 here.



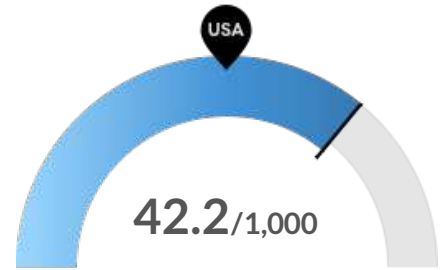
Veterans

Jasper County, MO has 7,299 veterans. The national average for an area this size is 6,863.



Violent Crime

Jasper County, MO has 4.32 violent crimes per 1,000 people. The national rate is 3.87 per 1,000 people.

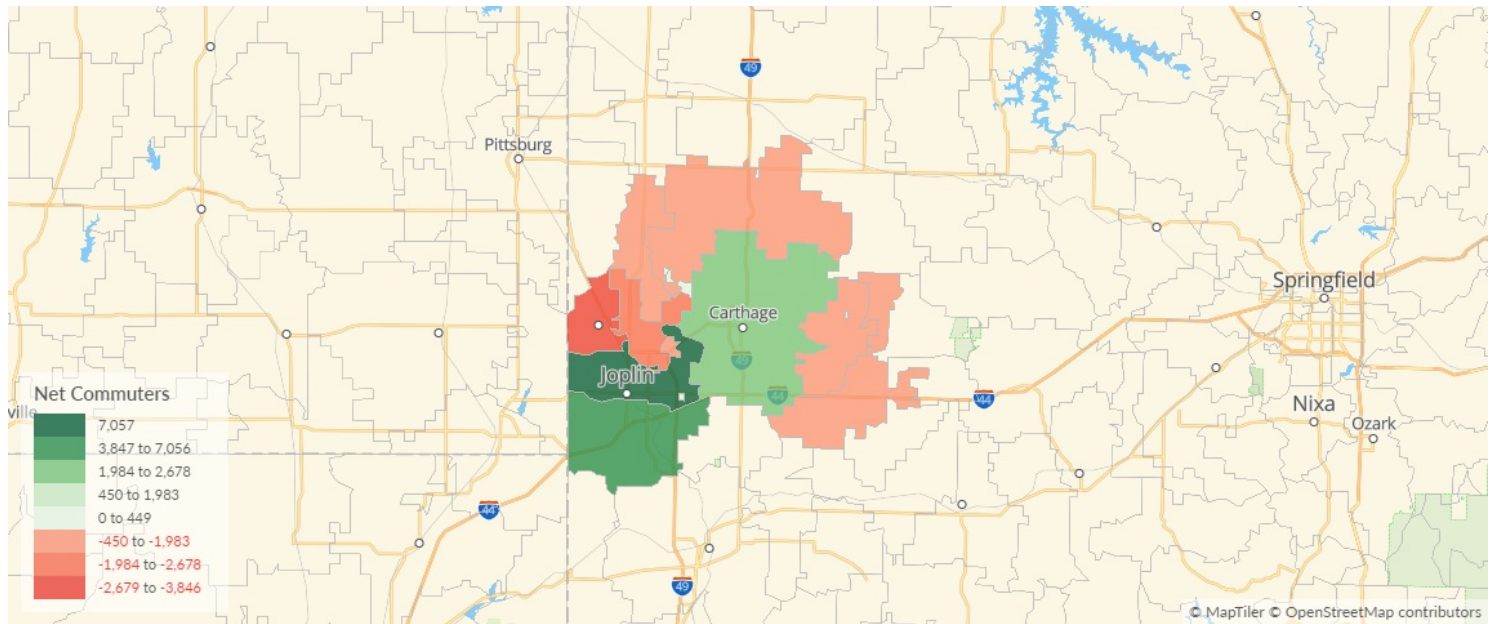


Property Crime

Jasper County, MO has 42.2 property crimes per 1,000 people. The national rate is 22.98 per 1,000 people.

Place of Work vs Place of Residence

Understanding where talent in Jasper County, MO currently works compared to where talent lives can help you optimize site decisions. For example, the #1 ranked ZIP for employment ranks #2 for resident workers. The top ZIP for resident workers is 64804.



Where Talent Works

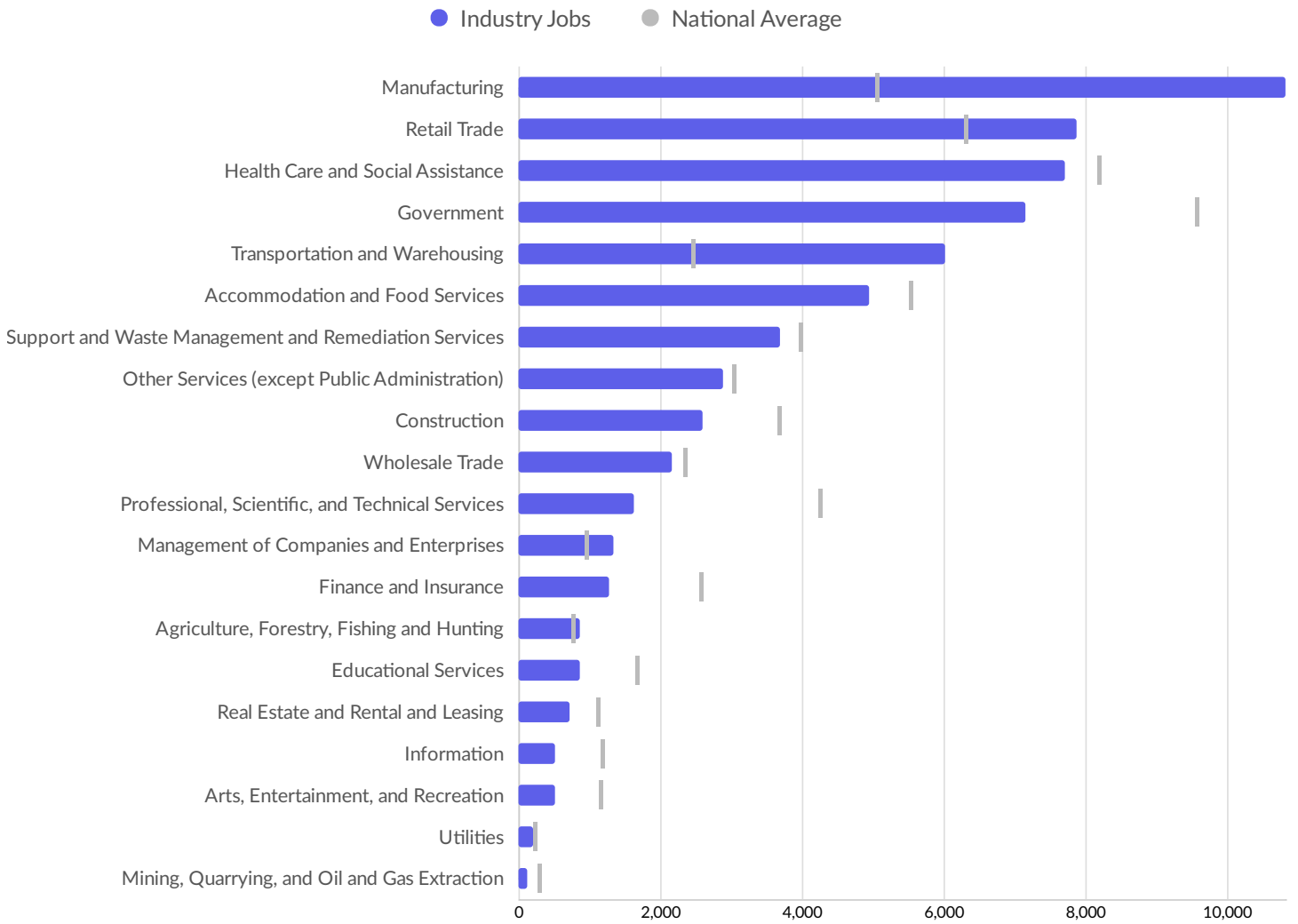
| ZIP | Name | 2019 Employment |
|-------|-----------------------------|-----------------|
| 64801 | Joplin, MO (in Jasper co... | 22,030 |
| 64804 | Joplin, MO (in Jasper co... | 19,736 |
| 64836 | Carthage, MO (in Jasper... | 12,412 |
| 64870 | Webb City, MO (in Jasp... | 4,560 |
| 64834 | Carl Junction, MO (in Ja... | 1,682 |

Where Talent Lives

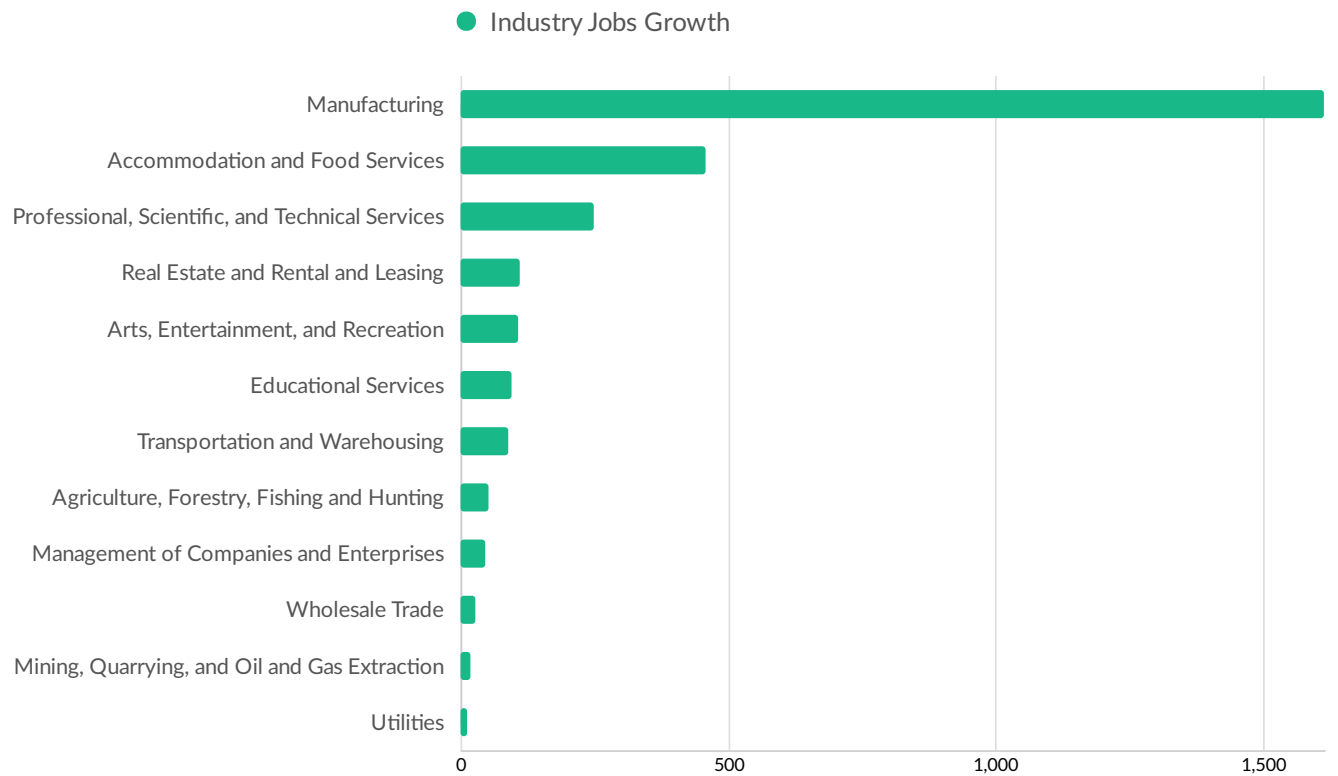
| ZIP | Name | 2019 Workers |
|-------|-----------------------------|--------------|
| 64804 | Joplin, MO (in Jasper co... | 15,889 |
| 64801 | Joplin, MO (in Jasper co... | 14,973 |
| 64836 | Carthage, MO (in Jasper... | 10,322 |
| 64870 | Webb City, MO (in Jasp... | 6,544 |
| 64834 | Carl Junction, MO (in Ja... | 4,361 |

Industry Characteristics

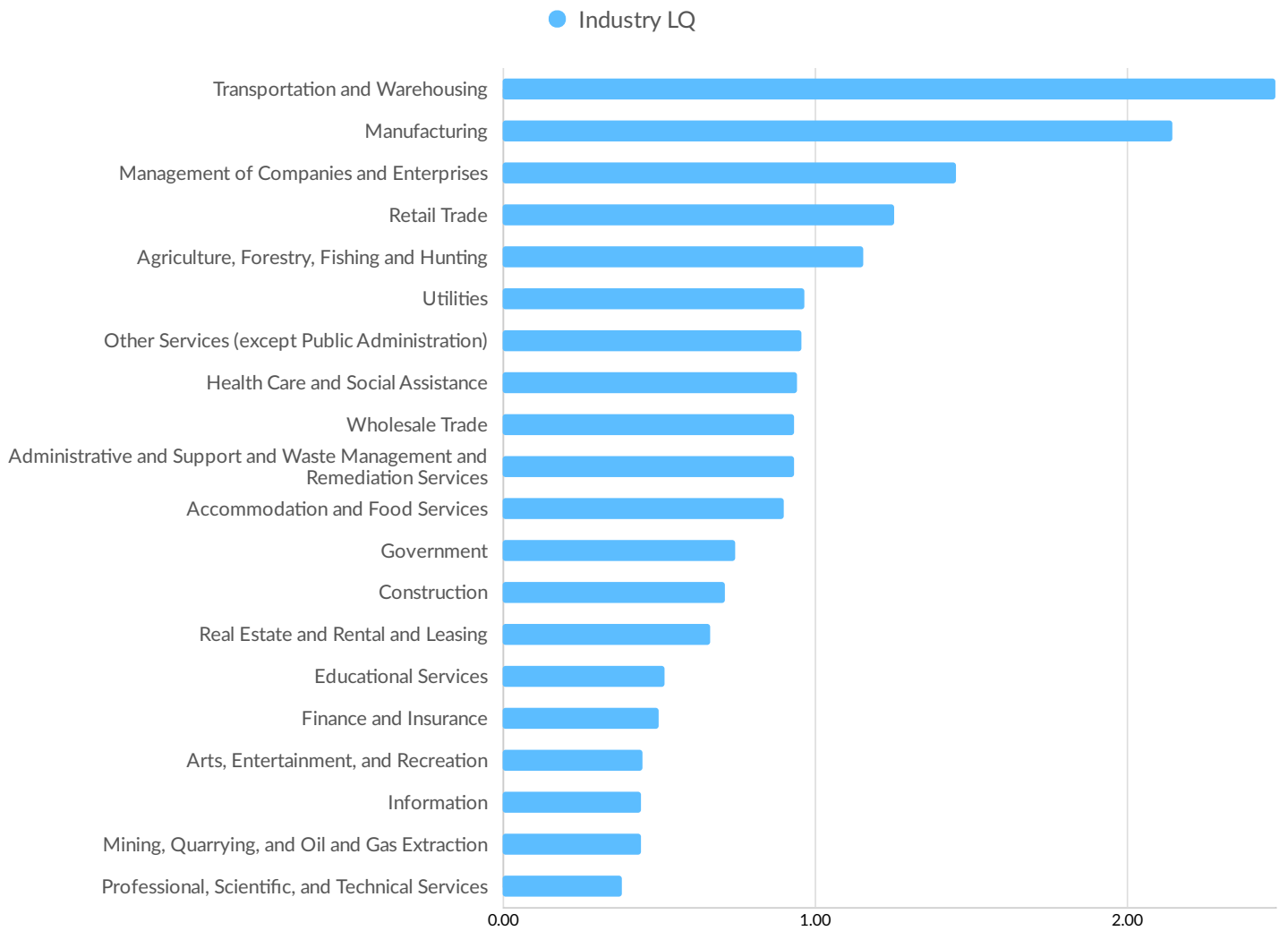
Largest Industries



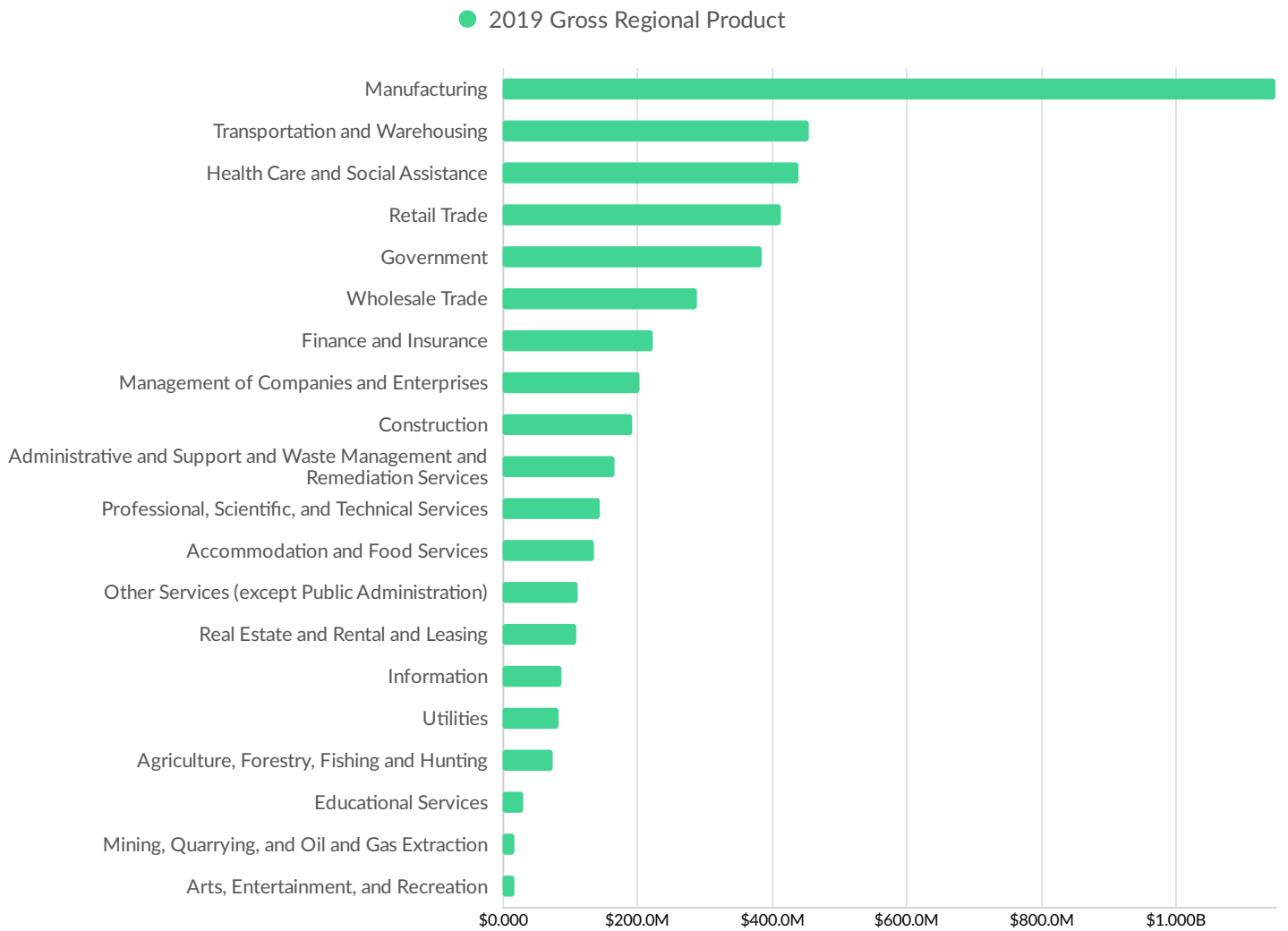
Top Growing Industries



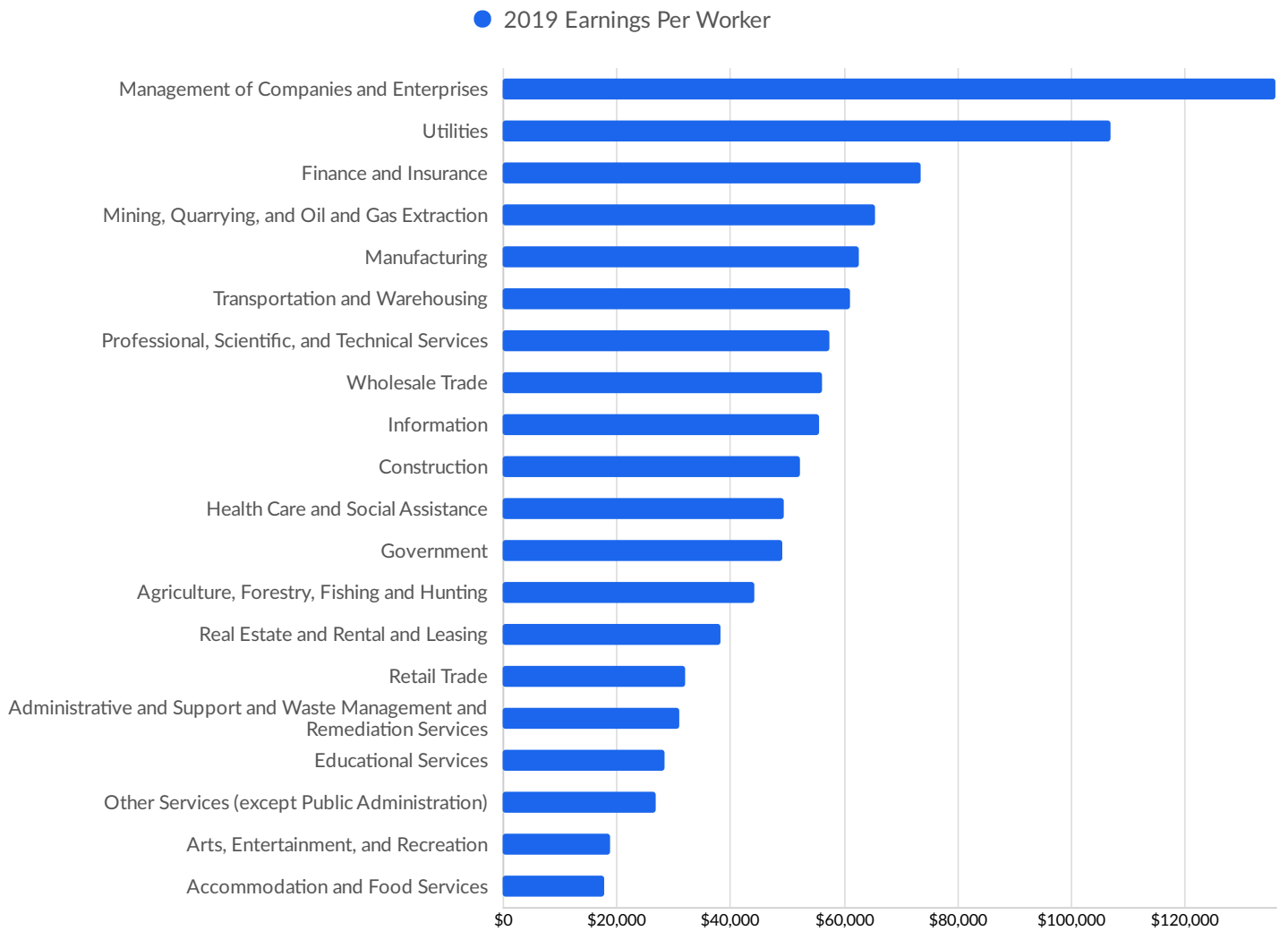
Top Industry LQ



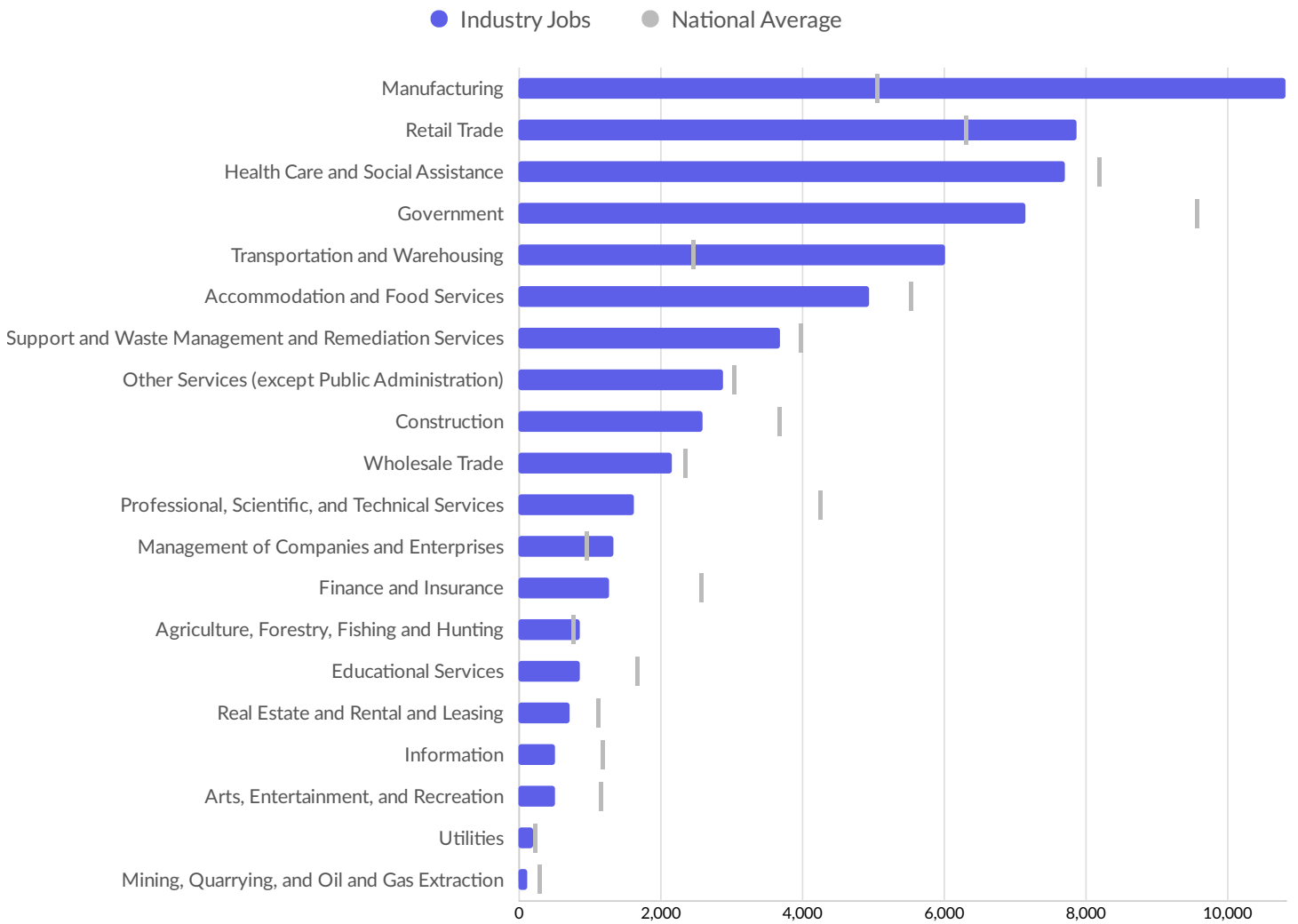
Top Industry GRP



Top Industry Earnings







Largest Industries



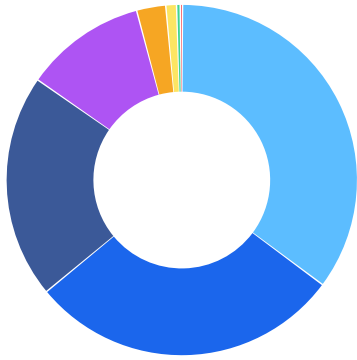
Business Characteristics

14,965 Companies Employ Your Workers

Online profiles for your workers mention 14,965 companies as employers, with the top 10 appearing below. In the last 12 months, 2,291 companies in Jasper County, MO posted job postings, with the top 10 appearing below.

| Top Companies | Profiles | Top Companies Posting | Unique Postings |
|-------------------------------------|---|-----------------------------------|---|
| Leggett & Platt, Incorporated | 687  | Freeman Health System | 849  |
| Freeman Health System | 682  | CRST International, Inc. | 586  |
| Sunbelt Home Health Care Inc | 428  | Mercy | 478  |
| Wal-Mart, Inc. | 418  | Platinum Supplemental Insuranc... | 400  |
| Missouri Southern State Univers... | 342  | HealthCare Employment Netwo... | 321  |
| Joplin Schools | 234  | Mercy Health | 315  |
| AT&T Inc. | 215  | Leggett & Platt, Incorporated | 255  |
| Eaglepicher Technologies, LLC | 212  | Care.com, Inc. | 254  |
| Pittsburg State University Found... | 196  | Hogan Transports Inc | 253  |
| Schreiber Foods, Inc. | 193  | U.S. Xpress, Inc. | 250  |

Business Size

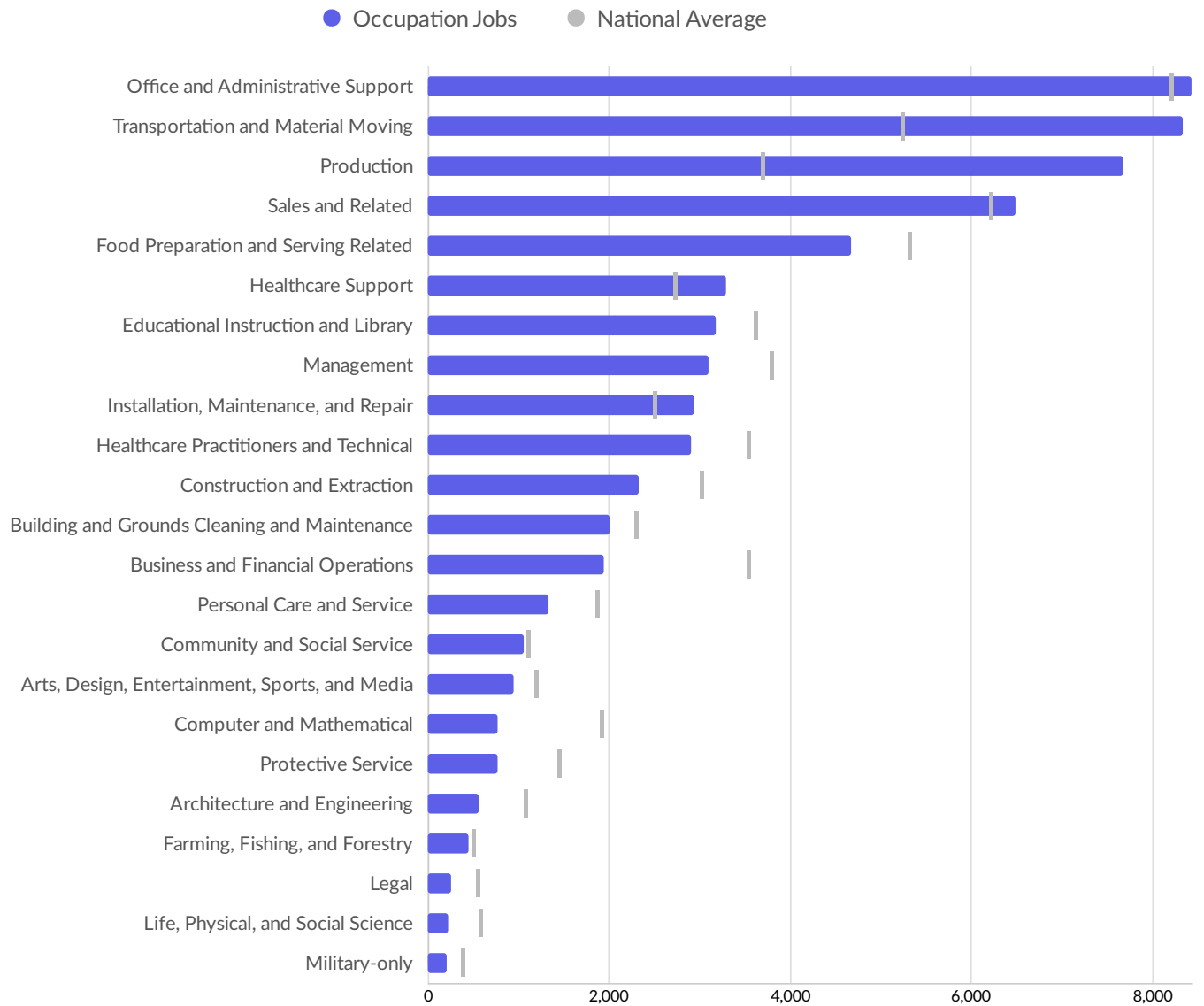


| | Percentage | Business Count |
|----------------------|------------|----------------|
| 1 to 4 employees | 35.1% | 1,673 |
| 5 to 9 employees | 28.9% | 1,375 |
| 10 to 19 employees | 20.6% | 984 |
| 20 to 49 employees | 11.2% | 533 |
| 50 to 99 employees | 2.7% | 128 |
| 100 to 249 employees | 1.0% | 47 |
| 250 to 499 employees | 0.3% | 16 |
| 500+ employees | 0.2% | 10 |

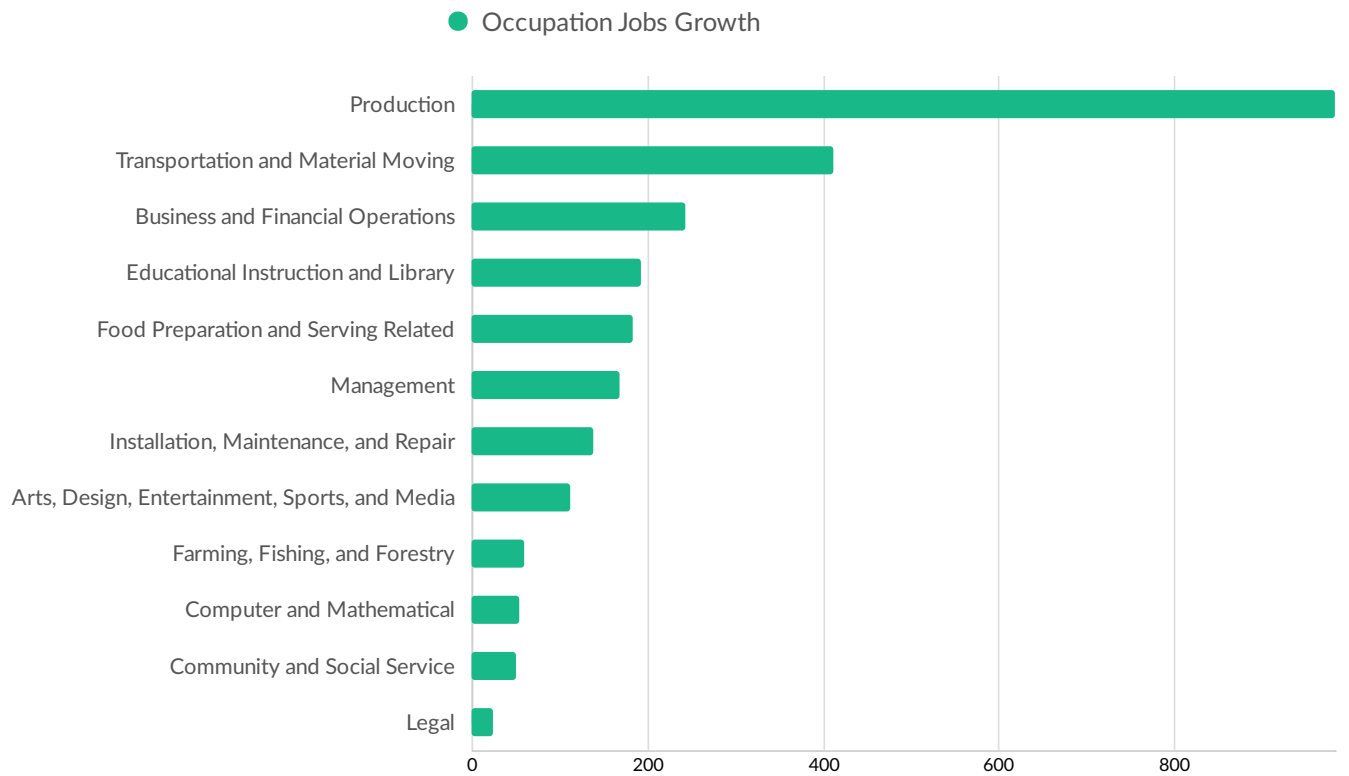
**Business Data by DatabaseUSA.com is third-party data provided by Emsi to its customers as a convenience, and Emsi does not endorse or warrant its accuracy or consistency with other published Emsi data. In most cases, the Business Count will not match total companies with profiles on the summary tab.*

Workforce Characteristics

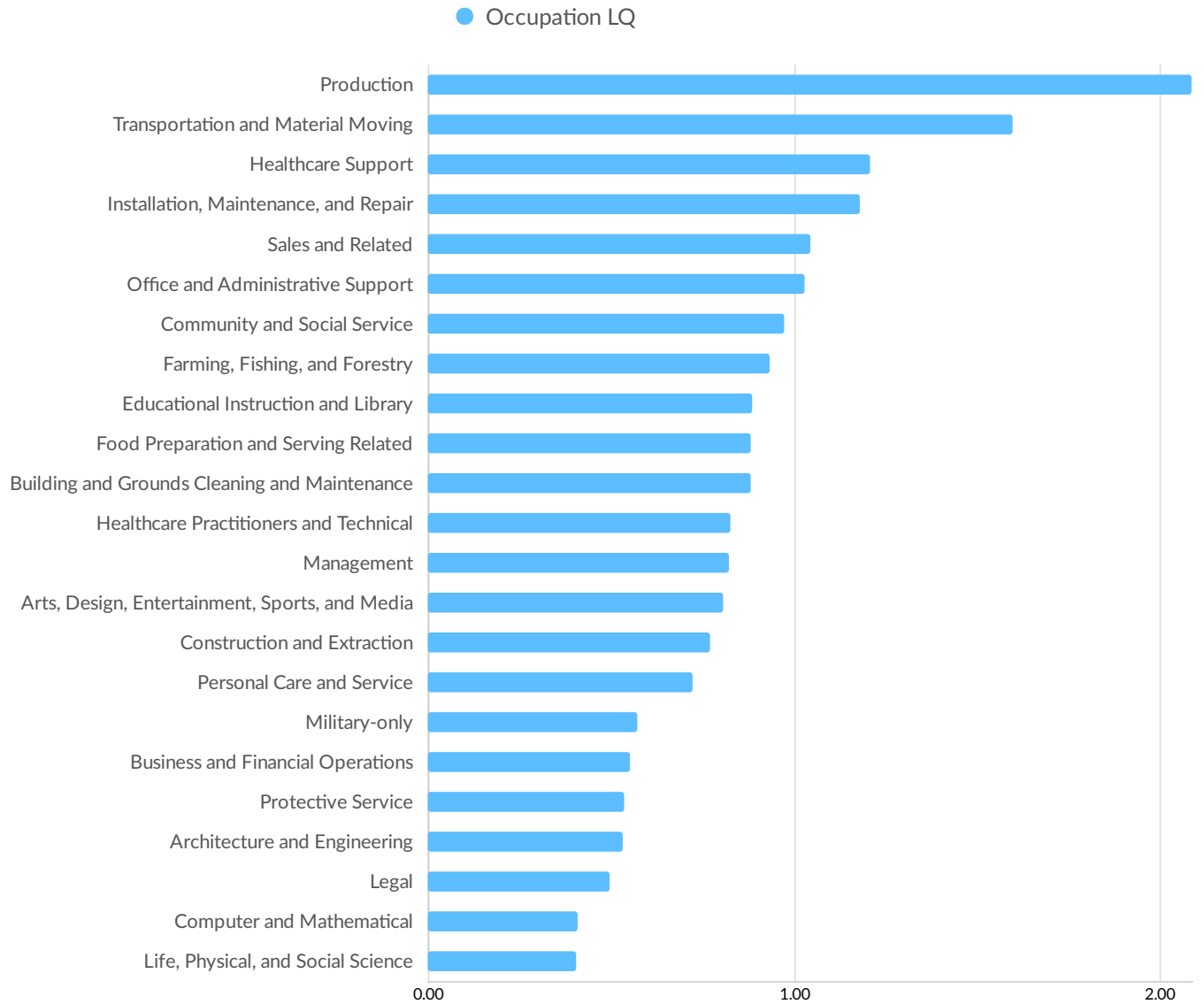
Largest Occupations



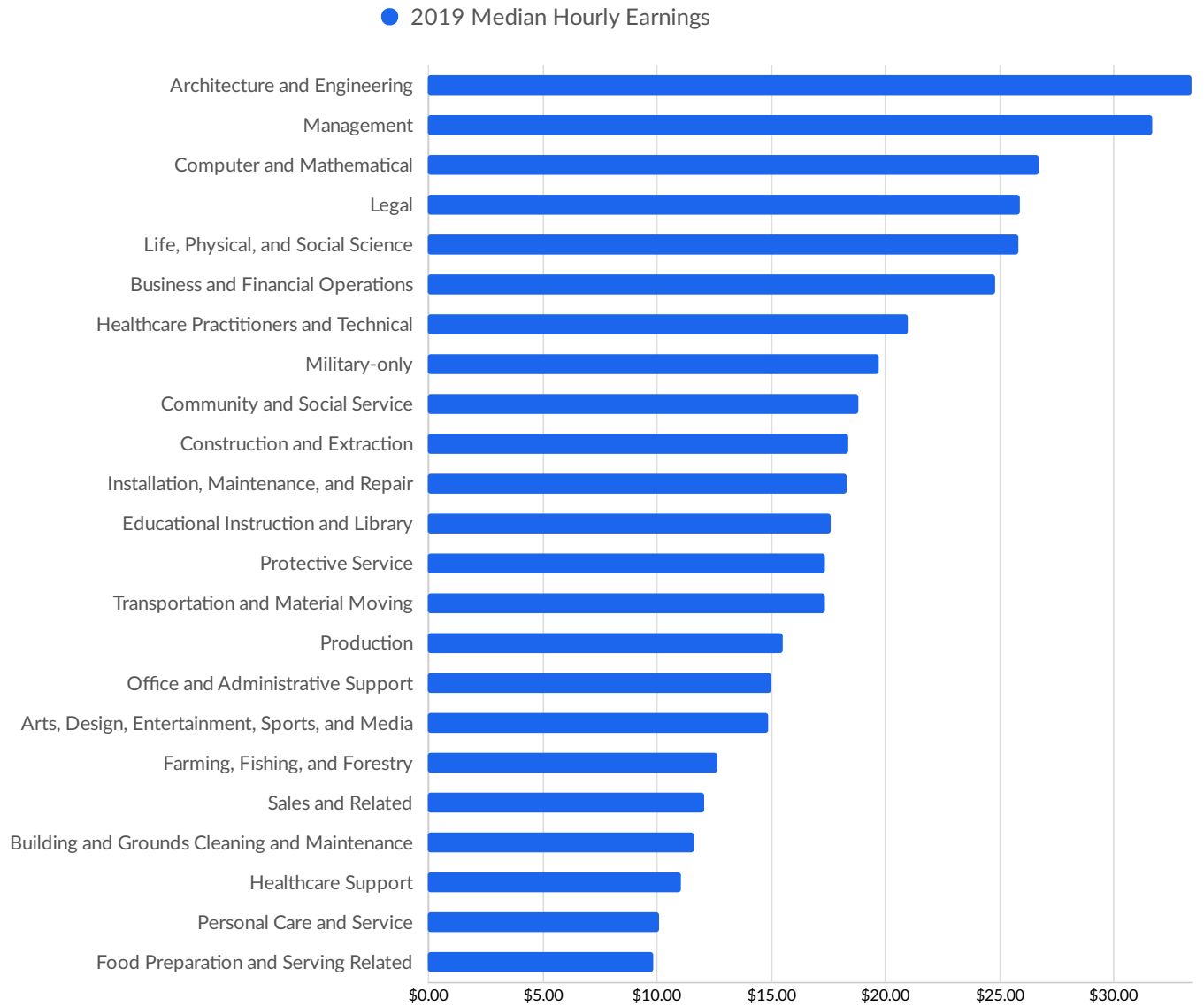
Top Growing Occupations



Top Occupation LQ



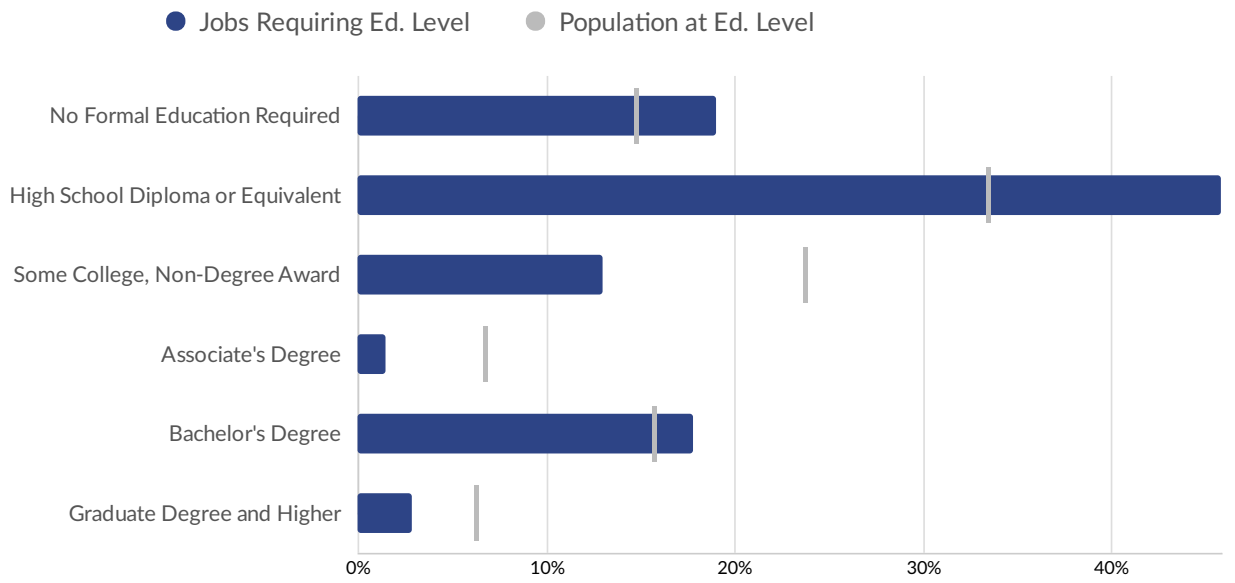
Top Occupation Earnings



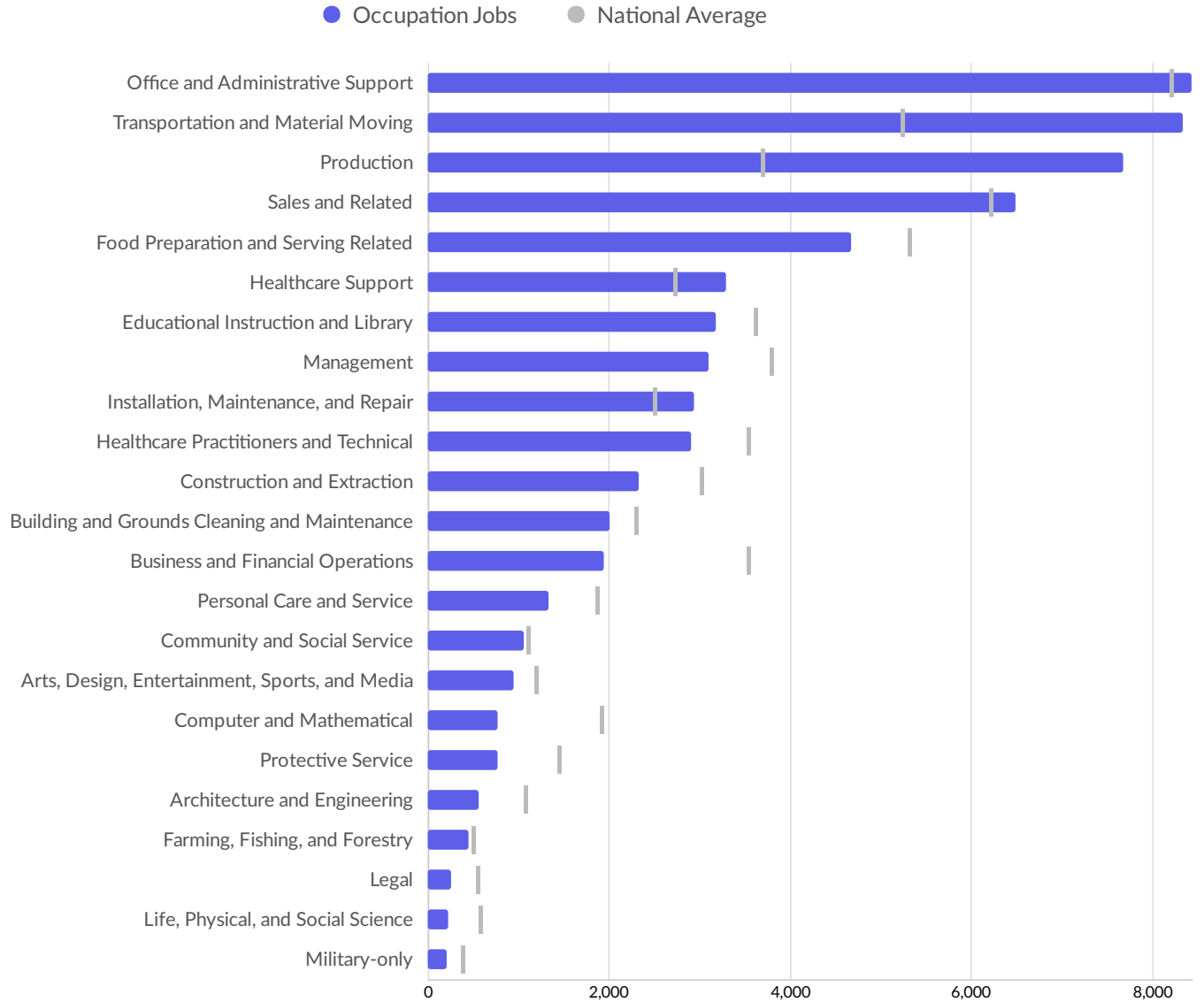
Top Posted Occupations

● Unique Average Monthly Postings

Underemployment
















Largest Occupations



Educational Pipeline

In 2019, there were 1,767 graduates in Jasper County, MO. This pipeline has grown by 18% over the last 5 years. The highest share of these graduates come from "Business/Commerce, General", Bible/Biblical Studies, and Criminal Justice/Police Science.

| School | Total Graduates (2019) | Graduate Trend (2015 - 2019) |
|---|--|---|
| Missouri Southern State University | 1,441  |  |
| Ozark Christian College | 140  |  |
| Franklin Technology-MSSU | 87  |  |
| City Pointe Beauty Academy | 59  |  |
| Carthage R9 School District-Carthage Technical Center | 28  |  |
| New Dimensions School of Hair Design | 12  |  |
| Vatterott College-Joplin | 0 |  |

● Certificate
 ● Associate's
 ● Bachelor's
 ● Master's or Higher

In-Demand Skills

