



# Newton County, MO

MOKAN Partnership



tony@mokanpartnership.com  
FB @themokanpartnership  
Joplin, Missouri 64801

# Contents

Report Parameters .....	1
Economy Overview .....	2
Historic & Projected Trends .....	4
Population Characteristics .....	8
Industry Characteristics .....	10
Business Characteristics .....	16
Workforce Characteristics .....	18
Educational Pipeline .....	25
In-Demand Skills .....	26

## Report Parameters

### 1 County

---

29145    Newton County, MO

---

### Class of Worker

QCEW Employees, Non-QCEW Employees, and Self-Employed

The information in this report pertains to the chosen geographical area.

## Economy Overview

**58,292**

**Population (2019)**

Population **grew by 161** over the last 5 years and is projected to **grow by 200** over the next 5 years.

**22,905**

**Total Regional Employment**

Jobs **grew by 2,832** over the last 5 years and are projected to **grow by 3,466** over the next 5 years.

**\$49.0K**

**Median Household Income (2018)**

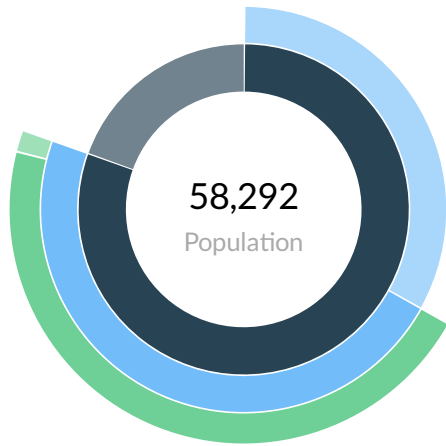
Median household income is **\$11.3K below** the national median household income of \$60.3K.

## Takeaways

- As of 2019 the region's population **increased by 0.3%** since 2014, growing by 161. Population is expected to **increase by 0.3%** between 2019 and 2024, adding 200.
- From 2014 to 2019, jobs **increased by 14.1%** in Newton County, MO from 20,073 to **22,905**. This change **outpaced the national growth rate of 7.9% by 6.2%**. As the number of jobs increased, the **labor force participation rate decreased from 61.3% to 58.9% between 2014 and 2019**.
- Concerning educational attainment, **12.9% of Newton County, MO residents possess a Bachelor's Degree** (5.9% below the national average), and **8.7% hold an Associate's Degree** (0.6% above the national average).
- The top three industries in 2019 are General Medical and Surgical Hospitals, Education and Hospitals (Local Government), and Restaurants and Other Eating Places.

	Population (2019)	Labor Force (2019)	Jobs (2019)	Cost of Living	GRP	Imports	Exports
Region	58,292	27,615	22,905	88.9	\$2.04B	\$3.20B	\$2.71B
State	6,146,353	3,096,893	3,151,037	89.9	\$326.56B	\$309.82B	\$363.15B

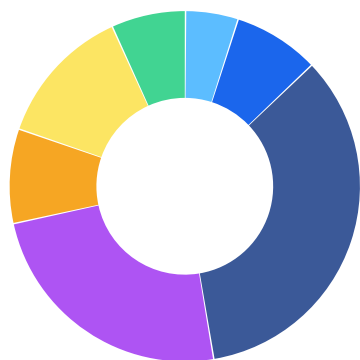
## 2019 Labor Force Breakdown



	Population
● Total Working Age Population	46,874
● Not in Labor Force (15+)	19,259
● Labor Force	27,615
● Employed	26,731
● Unemployed	884
● Under 15	11,418

## Educational Attainment

Concerning educational attainment, **12.9% of Newton County, MO residents possess a Bachelor's Degree** (5.9% below the national average), and **8.7% hold an Associate's Degree** (0.6% above the national average).

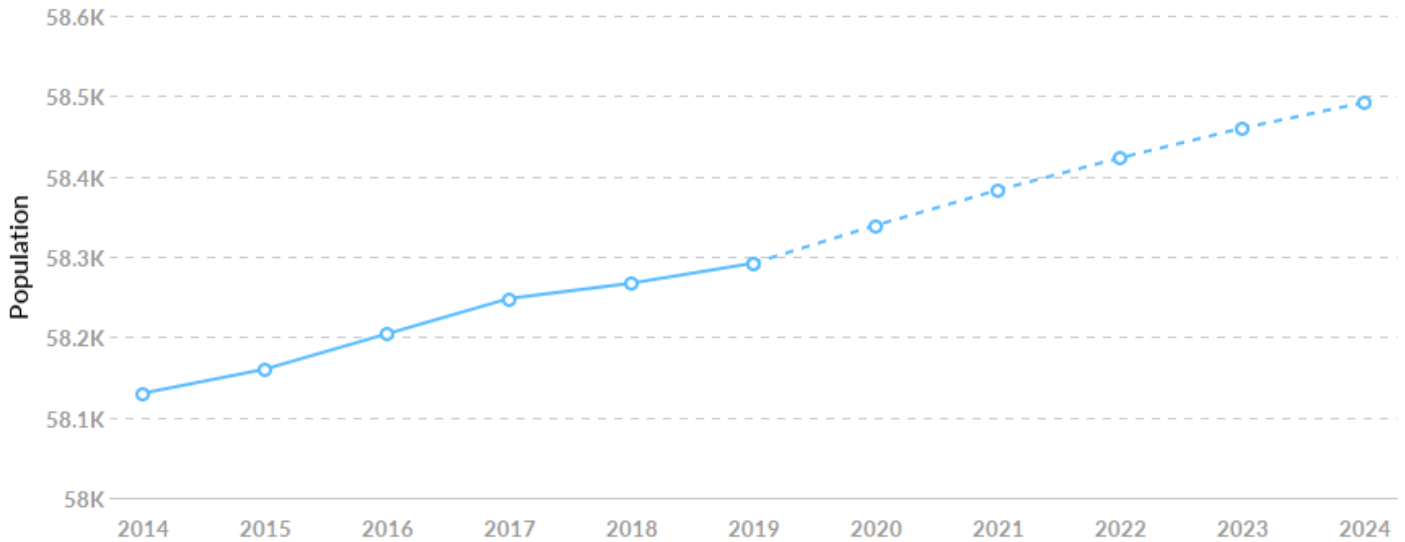


	% of Population	Population
● Less Than 9th Grade	4.9%	1,930
● 9th Grade to 12th Grade	7.9%	3,155
● High School Diploma	34.5%	13,700
● Some College	24.2%	9,626
● Associate's Degree	8.7%	3,461
● Bachelor's Degree	12.9%	5,136
● Graduate Degree and Higher	6.9%	2,724

# Historic & Projected Trends

## Population Trends

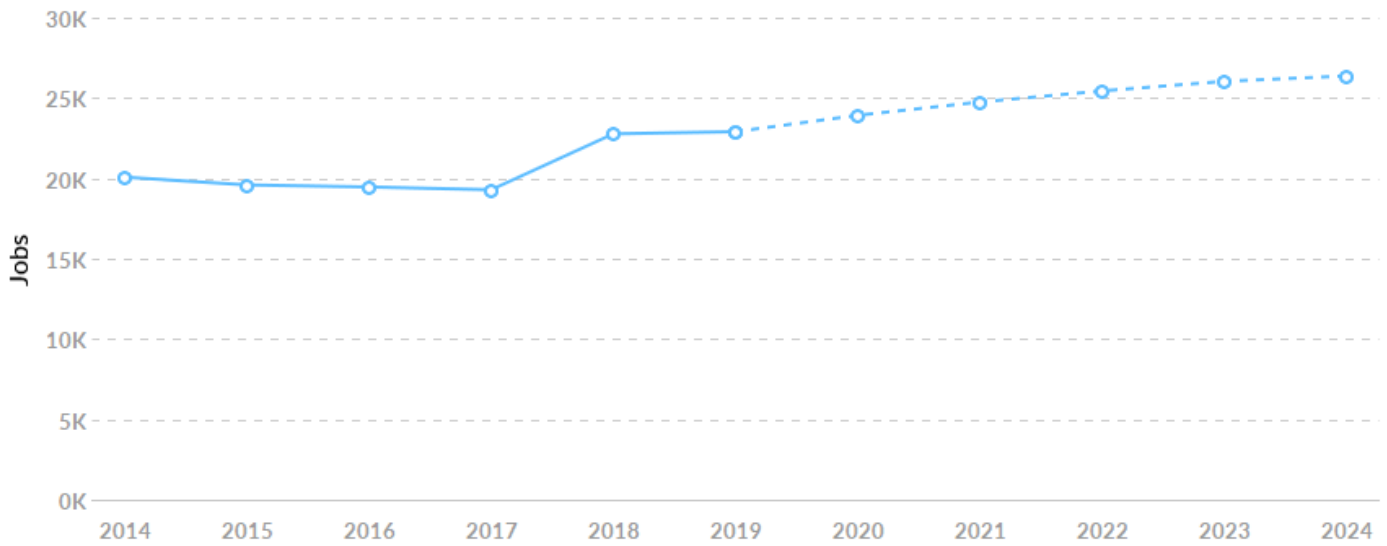
As of 2019 the region's population increased by 0.3% since 2014, growing by 161. Population is expected to increase by 0.3% between 2019 and 2024, adding 200.



Timeframe	Population
2014	58,130
2015	58,160
2016	58,204
2017	58,248
2018	58,267
2019	58,292
2020	58,339
2021	58,383
2022	58,423
2023	58,460
2024	58,492

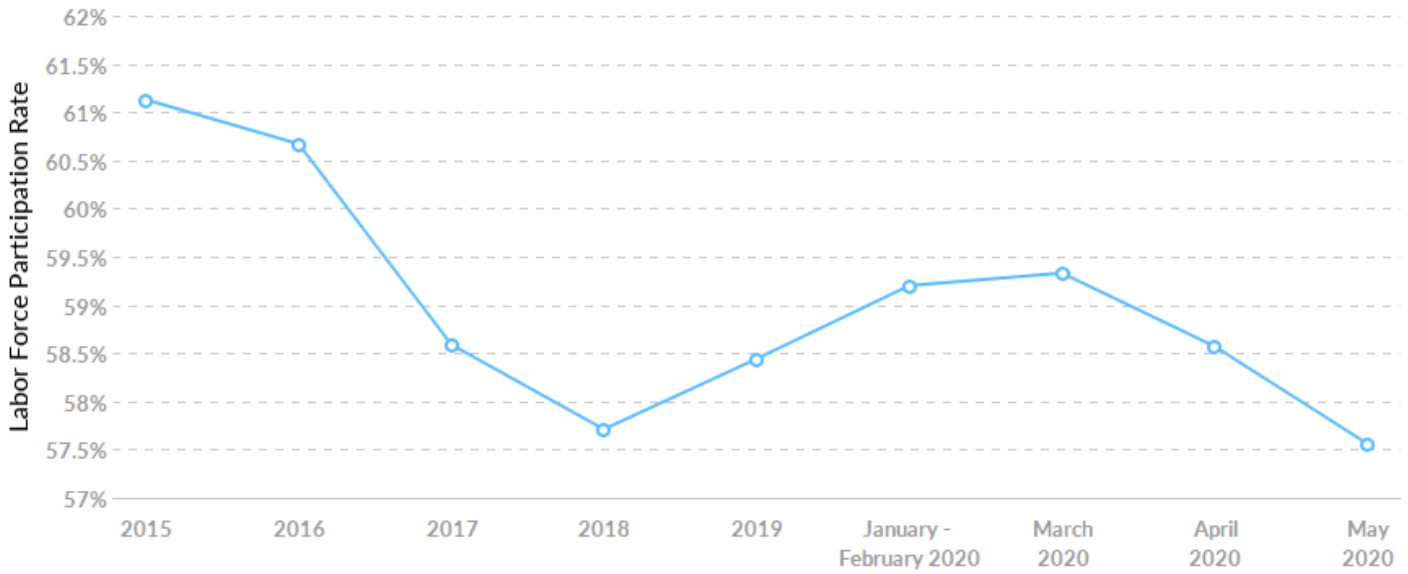
## Job Trends

From 2014 to 2019, jobs increased by 14.1% in Newton County, MO from 20,073 to 22,905. This change outpaced the national growth rate of 7.9% by 6.2%.



Timeframe	Jobs
2014	20,073
2015	19,591
2016	19,463
2017	19,290
2018	22,770
2019	22,905
2020	23,923
2021	24,750
2022	25,441
2023	26,038
2024	26,371

## Labor Force Participation Rate Trends

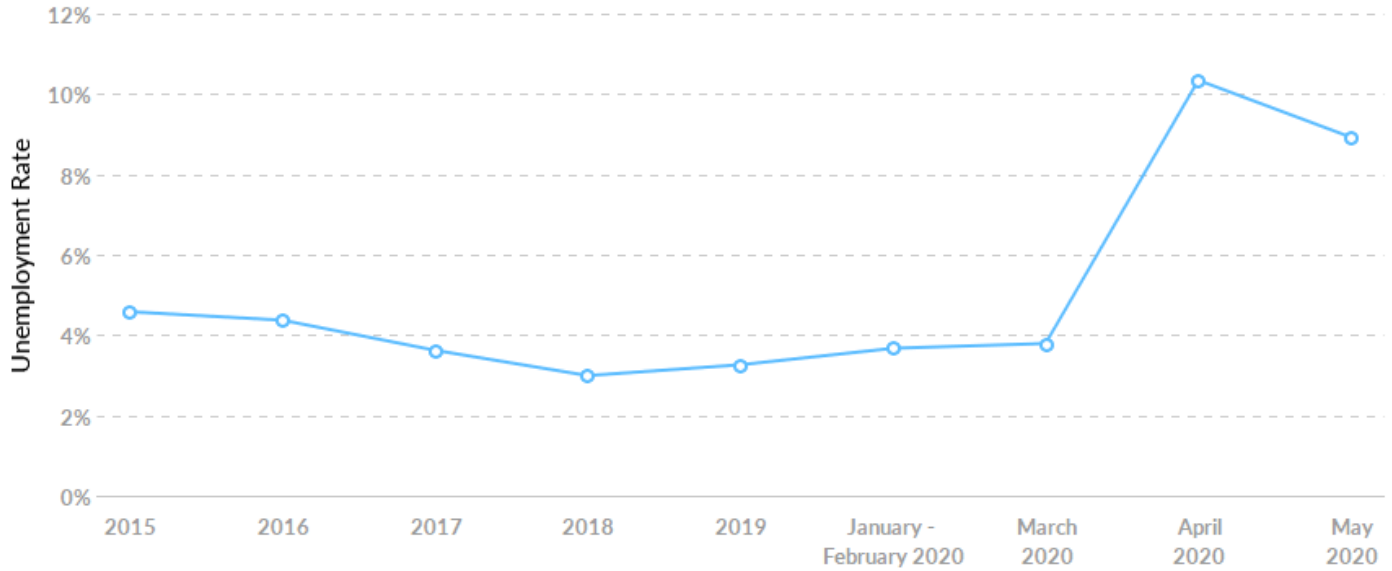


Timeframe	Labor Force Participation Rate
2015	61.13%
2016	60.67%
2017	58.59%
2018	57.71%
2019	58.44%
January - February 2020	59.20%
March 2020	59.33%
April 2020	58.57%
May 2020	57.56%



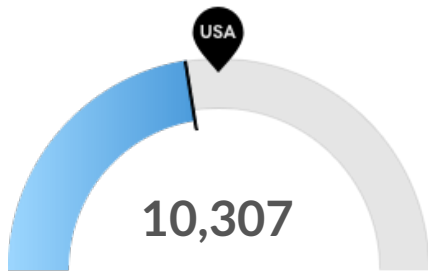
## Unemployment Rate Trends

Newton County, MO had a May 2020 unemployment rate of 8.92%, **increasing from 4.58%** 5 years before.



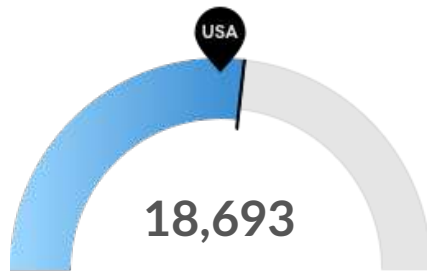
Timeframe	Unemployment Rate
2015	4.58%
2016	4.37%
2017	3.62%
2018	2.99%
2019	3.26%
January - February 2020	3.67%
March 2020	3.79%
April 2020	10.34%
May 2020	8.92%

## Population Characteristics



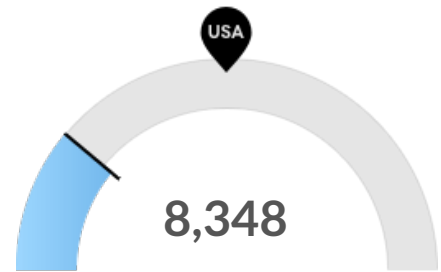
**Millennials**

Newton County, MO has 10,307 millennials (ages 25-39). The national average for an area this size is 11,979.



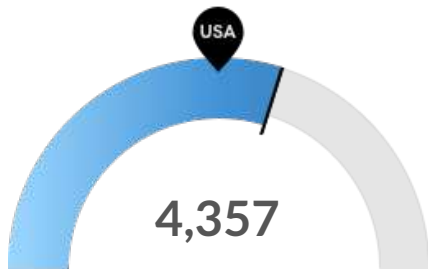
**Retiring Soon**

Retirement risk is high in Newton County, MO. The national average for an area this size is 16,866 people 55 or older, while there are 18,693 here.



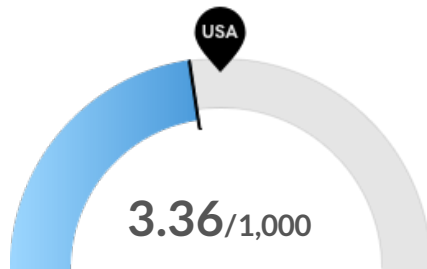
**Racial Diversity**

Racial diversity is low in Newton County, MO. The national average for an area this size is 23,085 racially diverse people, while there are 8,348 here.



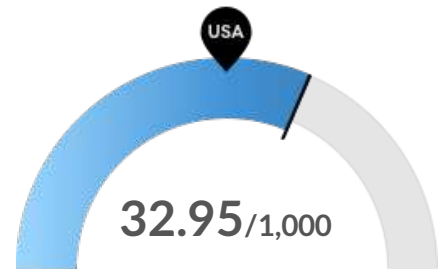
**Veterans**

Newton County, MO has 4,357 veterans. The national average for an area this size is 3,315.



**Violent Crime**

Newton County, MO has 3.36 violent crimes per 1,000 people. The national rate is 3.87 per 1,000 people.

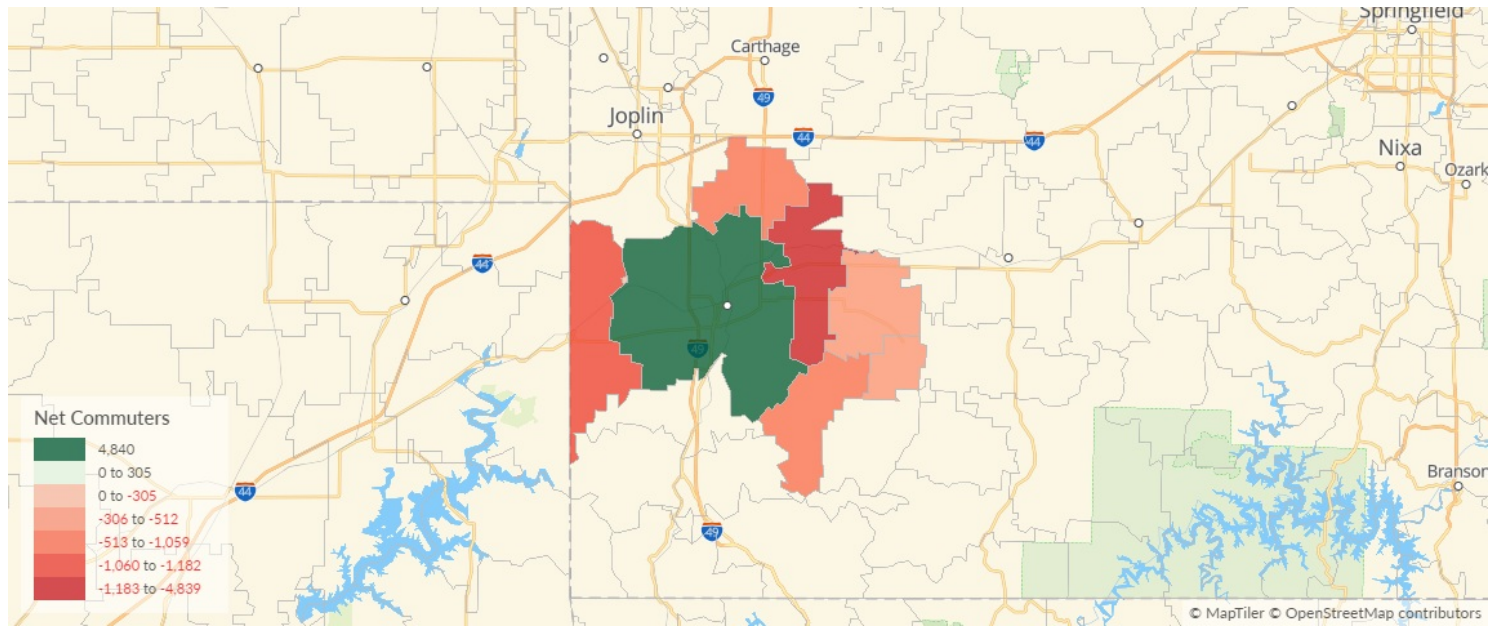


**Property Crime**

Newton County, MO has 32.95 property crimes per 1,000 people. The national rate is 22.98 per 1,000 people.

## Place of Work vs Place of Residence

Understanding where talent in Newton County, MO currently works compared to where talent lives can help you optimize site decisions.



### Where Talent Works

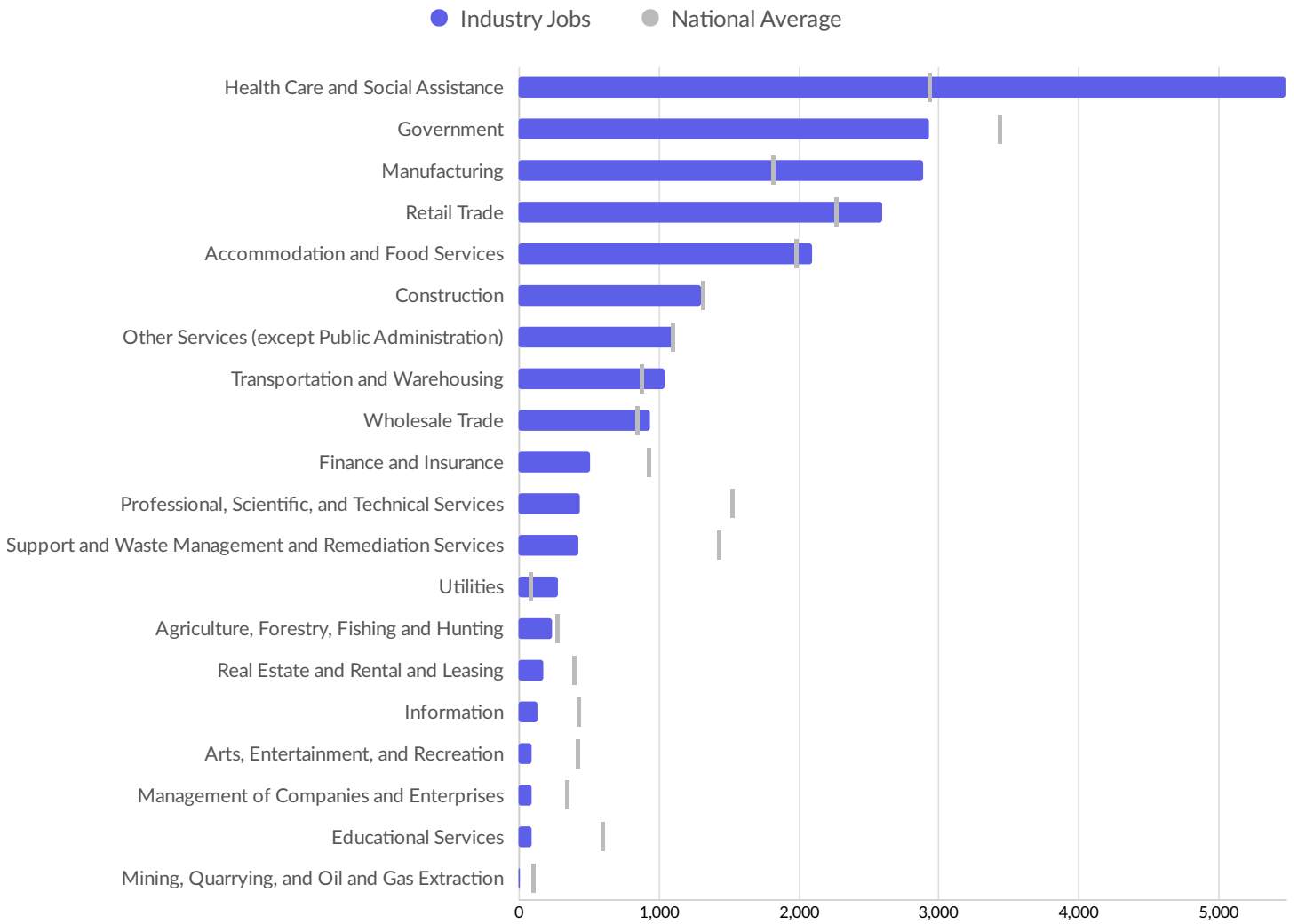
ZIP	Name	2019 Employment
64850	Neosho, MO (in Newto...	18,825
64865	Seneca, MO (in Newton...	1,620
64844	Granby, MO (in Newton...	1,077
64840	Diamond, MO (in Newt...	816
64866	Stark City, MO (in Newt...	320

### Where Talent Lives

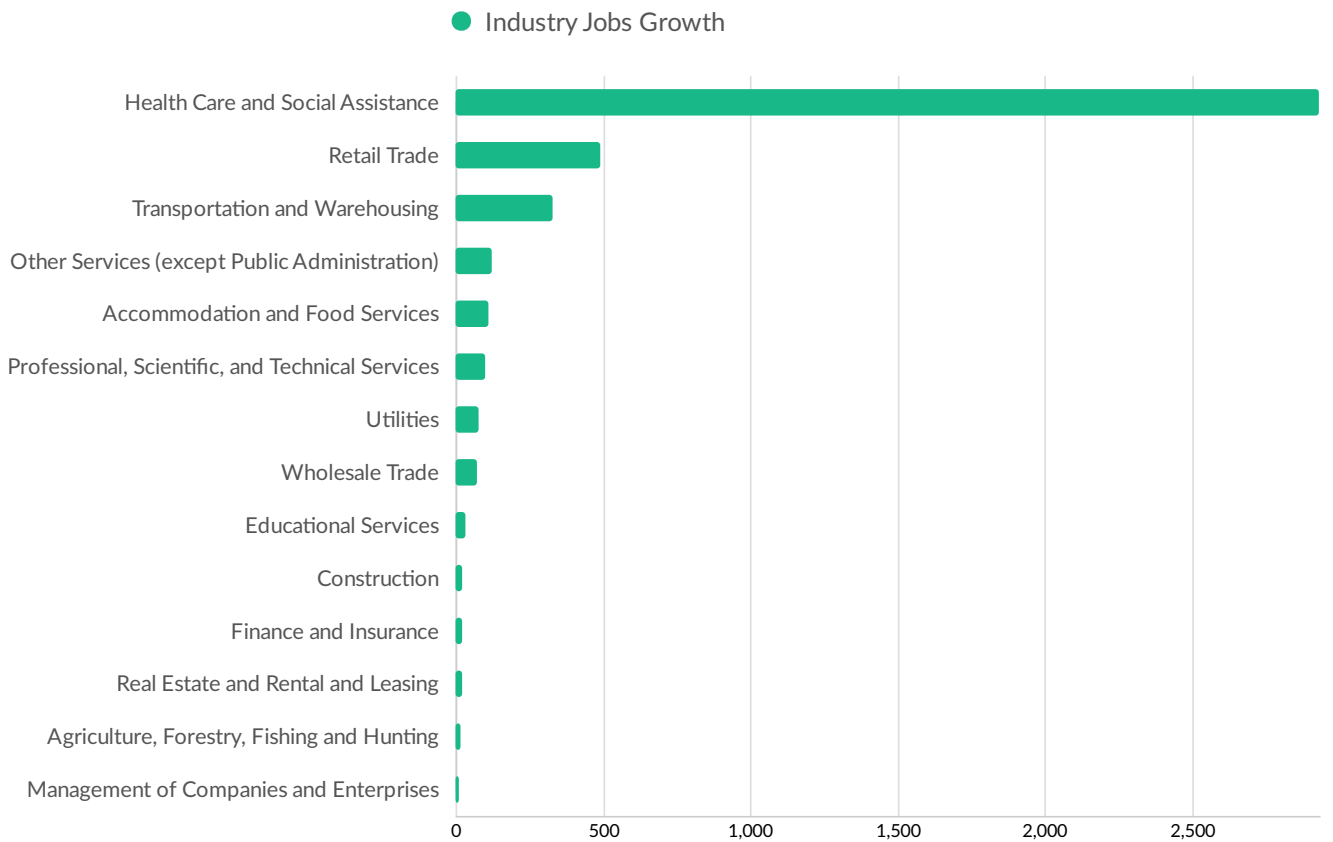
ZIP	Name	2019 Workers
64850	Neosho, MO (in Newto...	13,984
64865	Seneca, MO (in Newton...	2,680
64844	Granby, MO (in Newton...	2,260
64840	Diamond, MO (in Newt...	1,409
64866	Stark City, MO (in Newt...	670

# Industry Characteristics

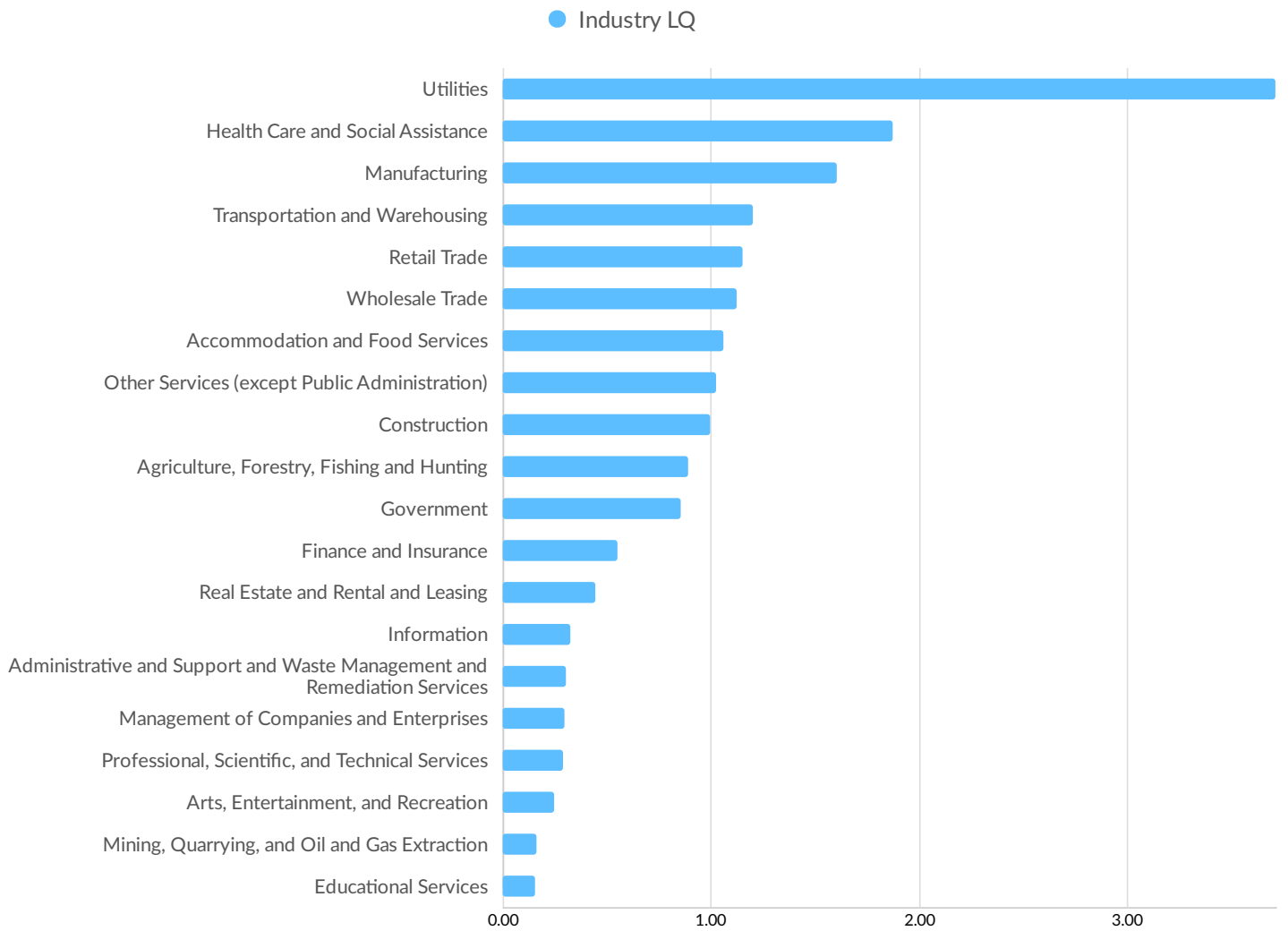
## Largest Industries



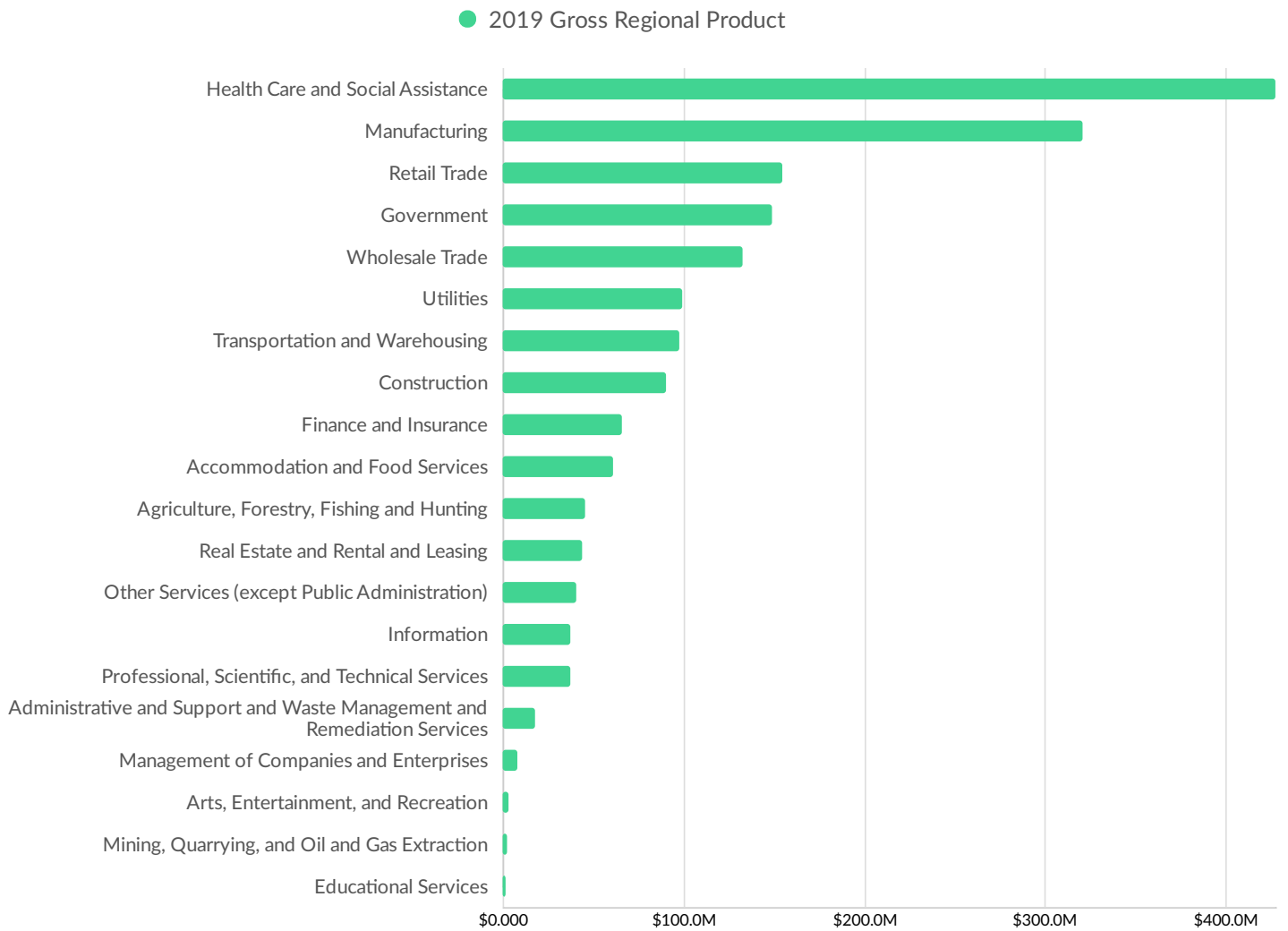
## Top Growing Industries



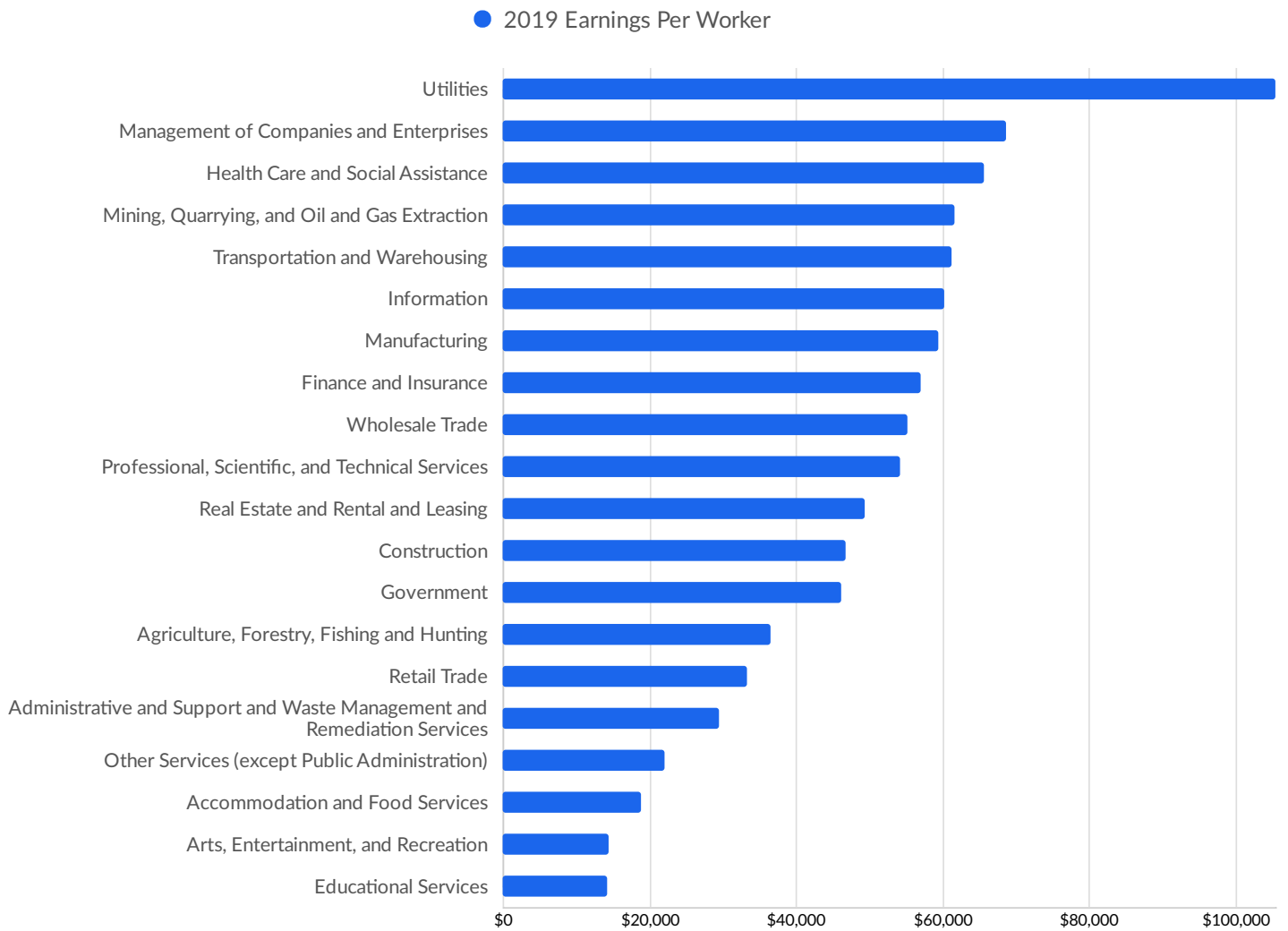
## Top Industry LQ



## Top Industry GRP

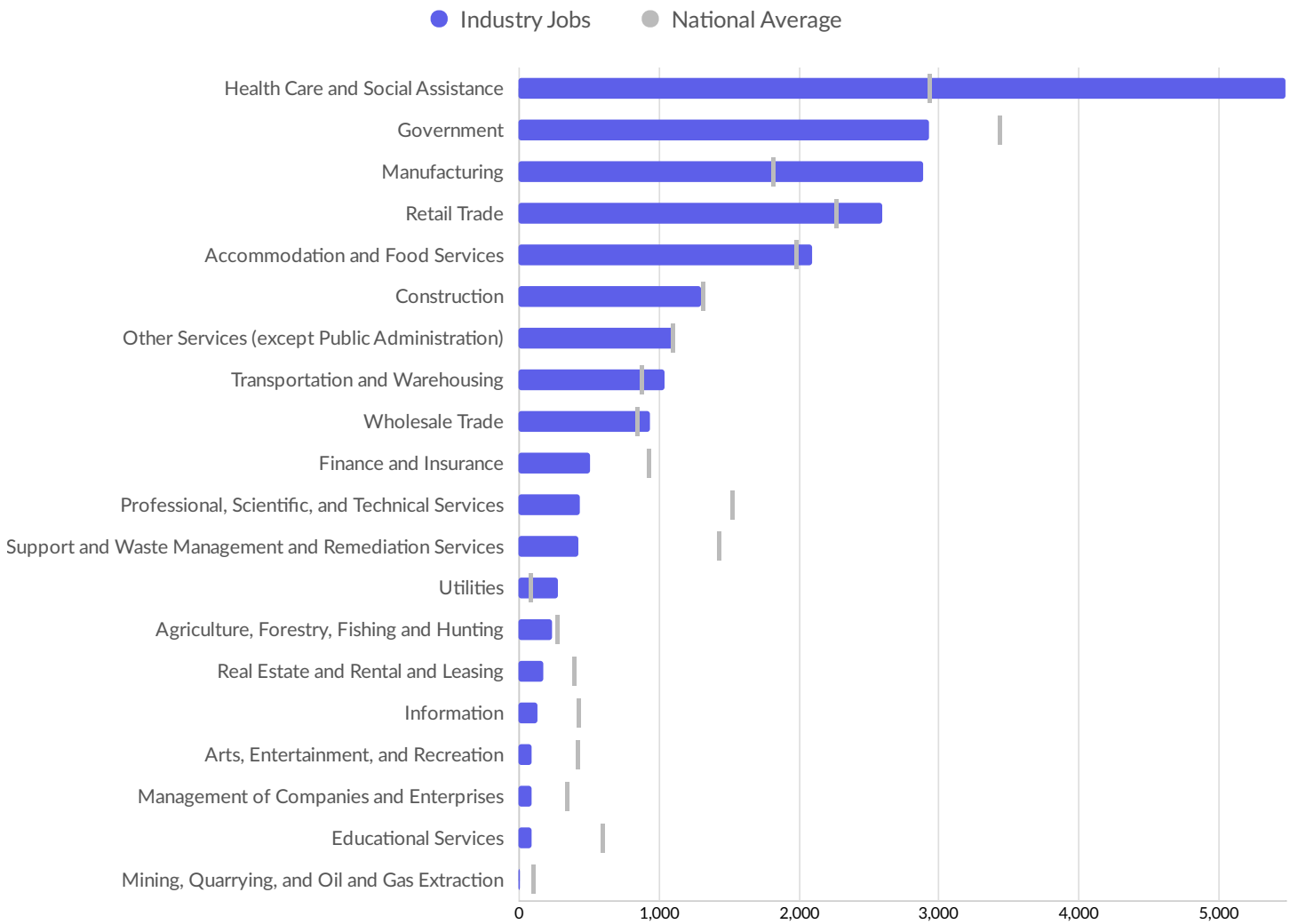


## Top Industry Earnings

























## Largest Industries



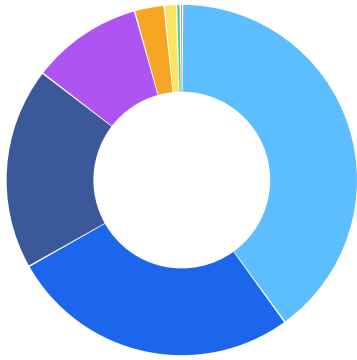
## Business Characteristics

### 4,447 Companies Employ Your Workers

Online profiles for your workers mention 4,447 companies as employers, with the top 10 appearing below. In the last 12 months, 608 companies in Newton County, MO posted job postings, with the top 10 appearing below.

Top Companies	Profiles	Top Companies Posting	Unique Postings
Freeman Health System	351 	CRST International, Inc.	421 
Missouri Southern State Univers...	182 	Platinum Supplemental Insuranc...	247 
Crowder College	149 	HealthCare Employment Netwo...	189 
Wal-Mart, Inc.	118 	Hogan Transports Inc	171 
Leggett & Platt, Incorporated	111 	ManpowerGroup Global	118 
Sunbelt Home Health Care Inc	100 	HomeAdvisor, Inc.	109 
Tamko Building Products, Inc.	92 	Dollar General Corporation	100 
Eaglepicher Technologies, LLC	82 	Blair Logistics, Inc.	71 
Neosho R-5 School District	68 	C.R. England, Inc.	68 
Joplin Schools	65 	Pegasus Transportation, Inc.	62 

## Business Size

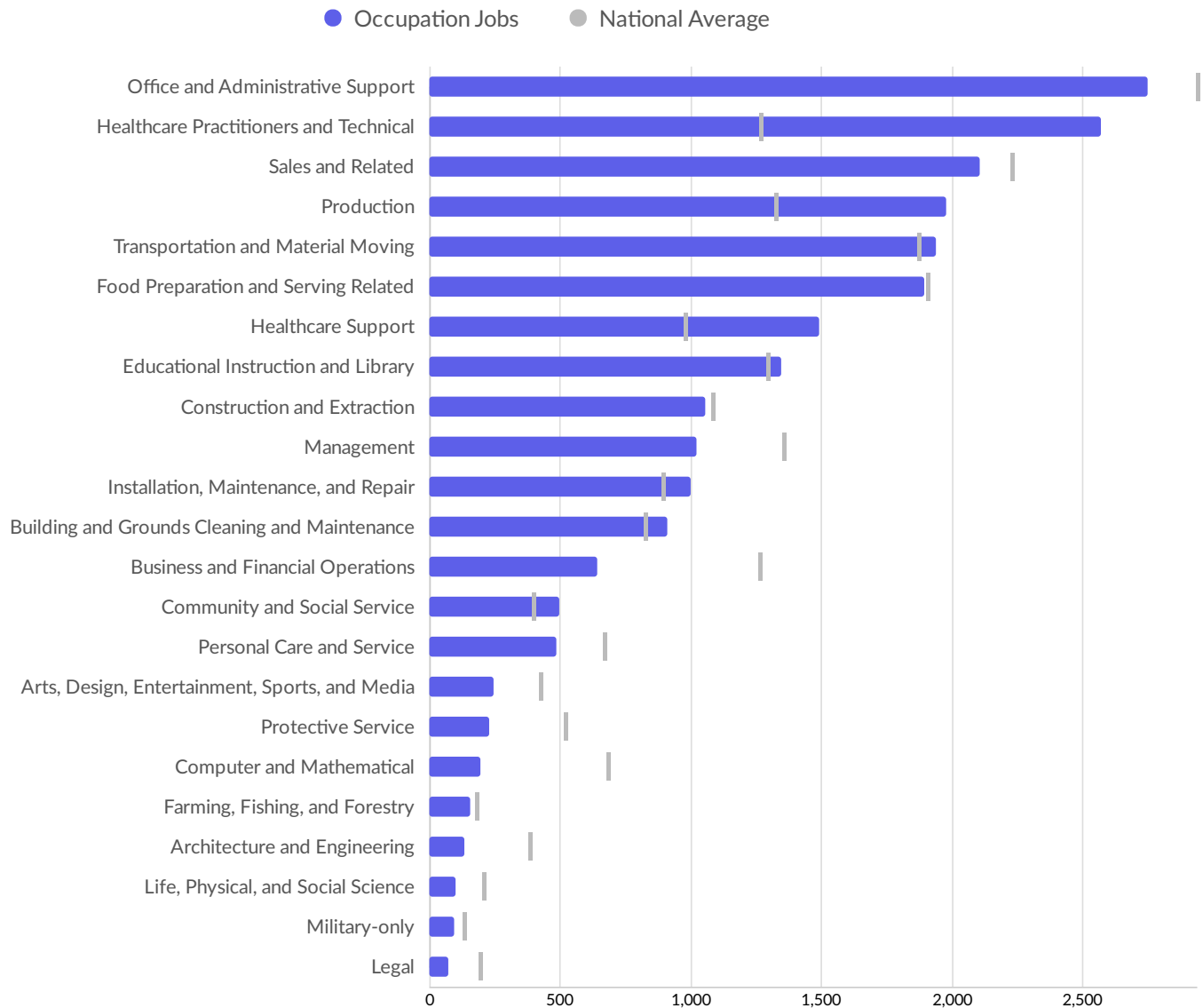


	Percentage	Business Count
1 to 4 employees	39.9%	788
5 to 9 employees	26.8%	529
10 to 19 employees	18.6%	367
20 to 49 employees	10.2%	202
50 to 99 employees	2.7%	54
100 to 249 employees	1.1%	22
250 to 499 employees	0.4%	7
500+ employees	0.2%	4

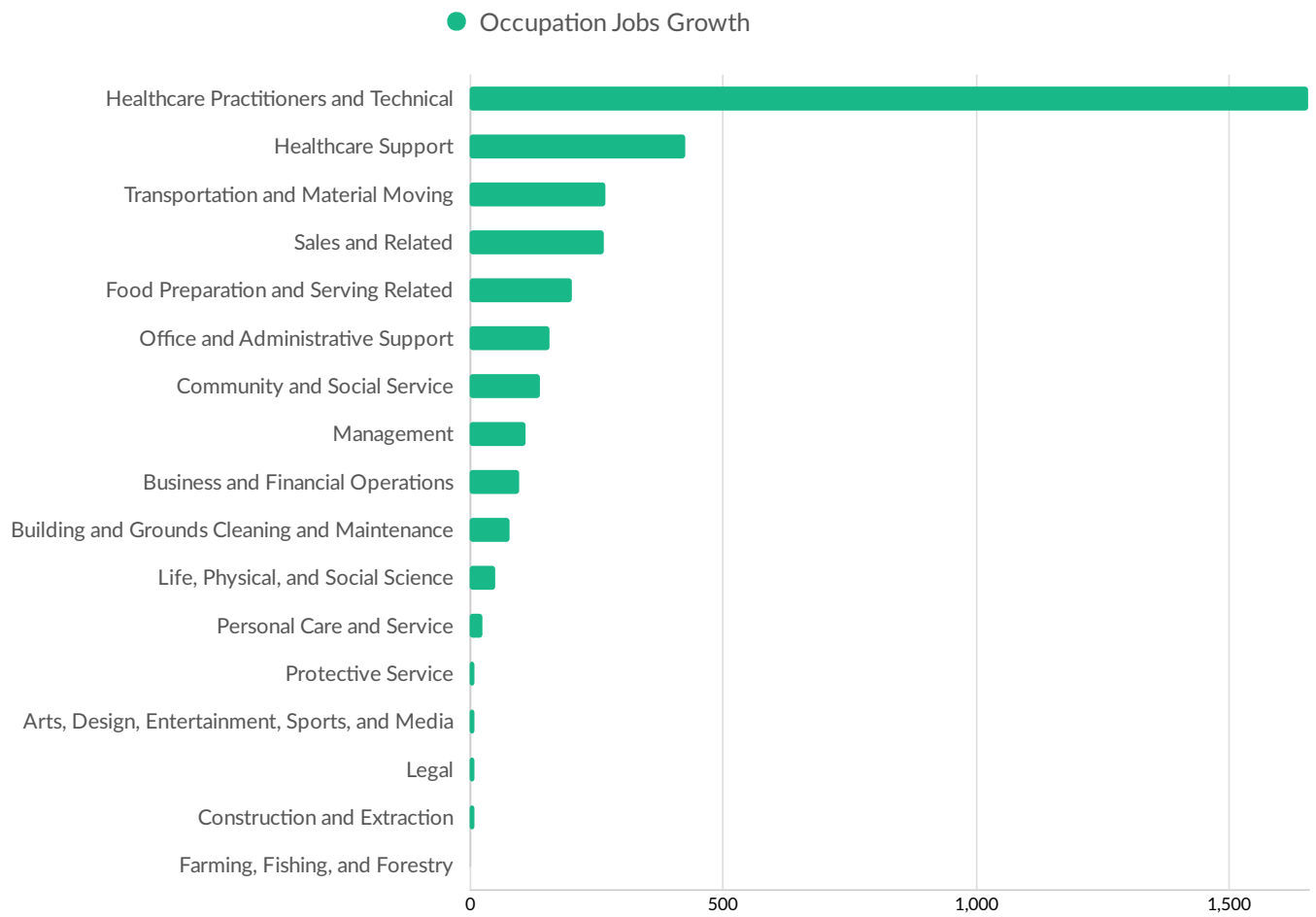
\*Business Data by DatabaseUSA.com is third-party data provided by Emsi to its customers as a convenience, and Emsi does not endorse or warrant its accuracy or consistency with other published Emsi data. In most cases, the Business Count will not match total companies with profiles on the summary tab.

# Workforce Characteristics

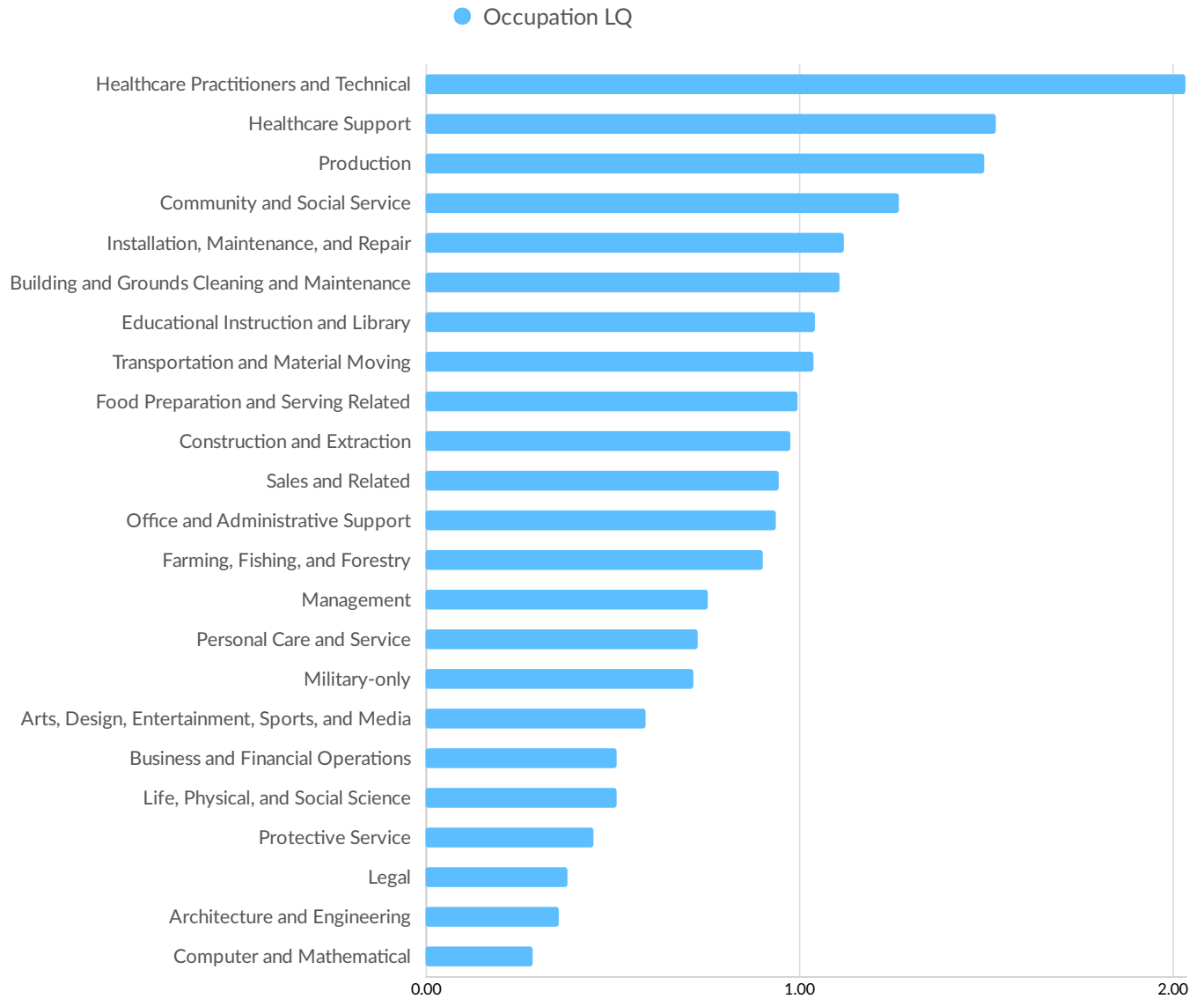
## Largest Occupations



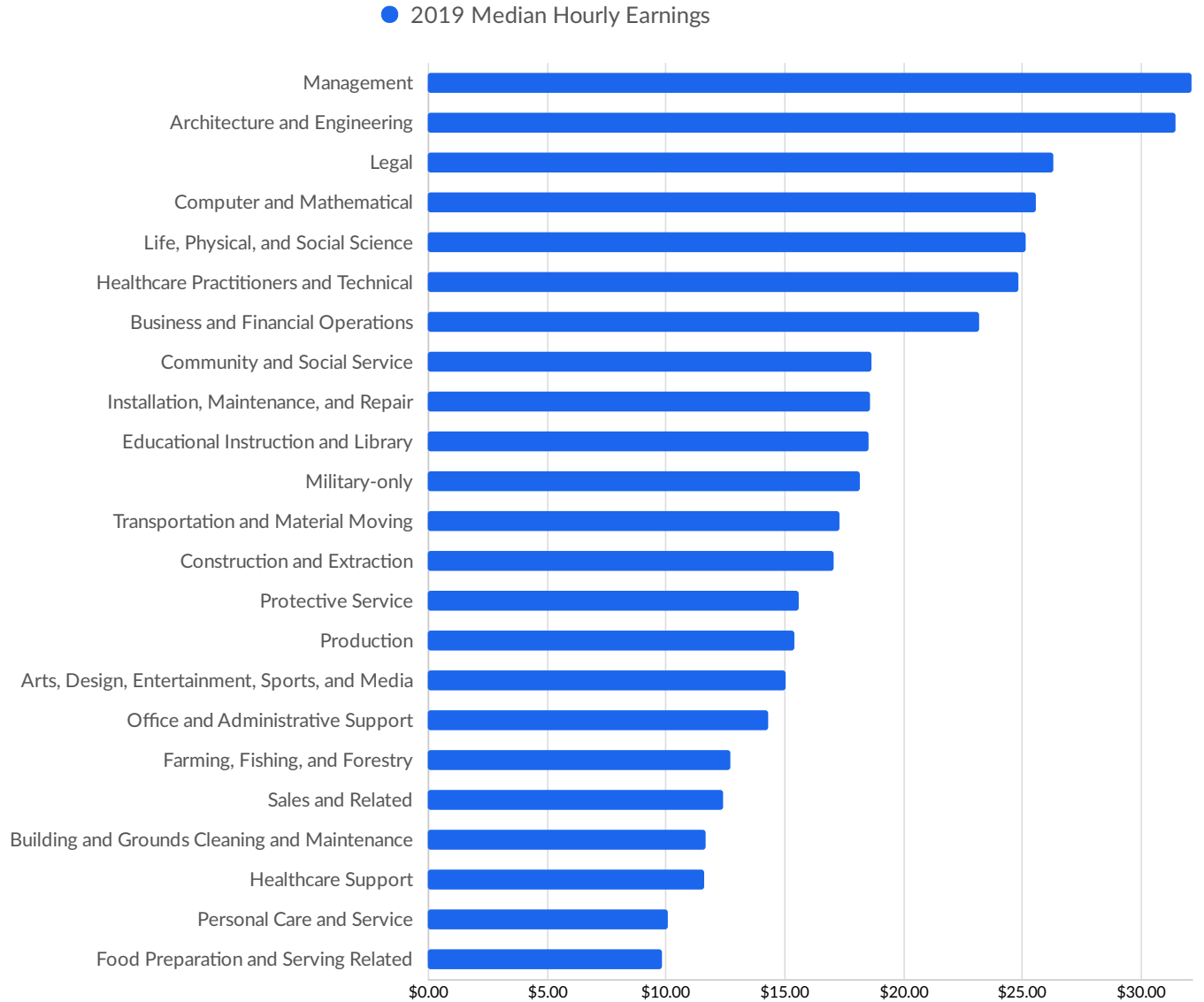
## Top Growing Occupations



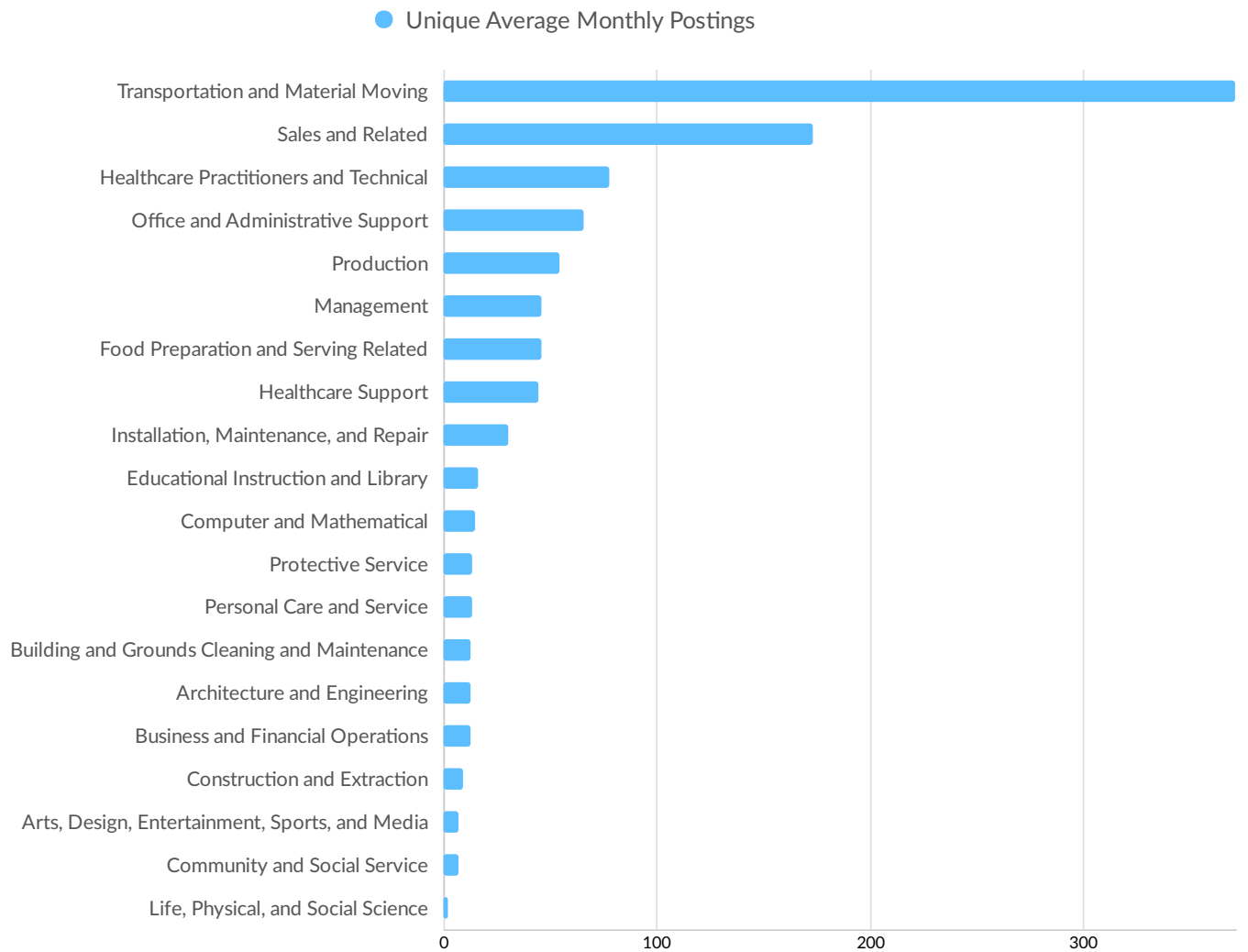
## Top Occupation LQ



## Top Occupation Earnings

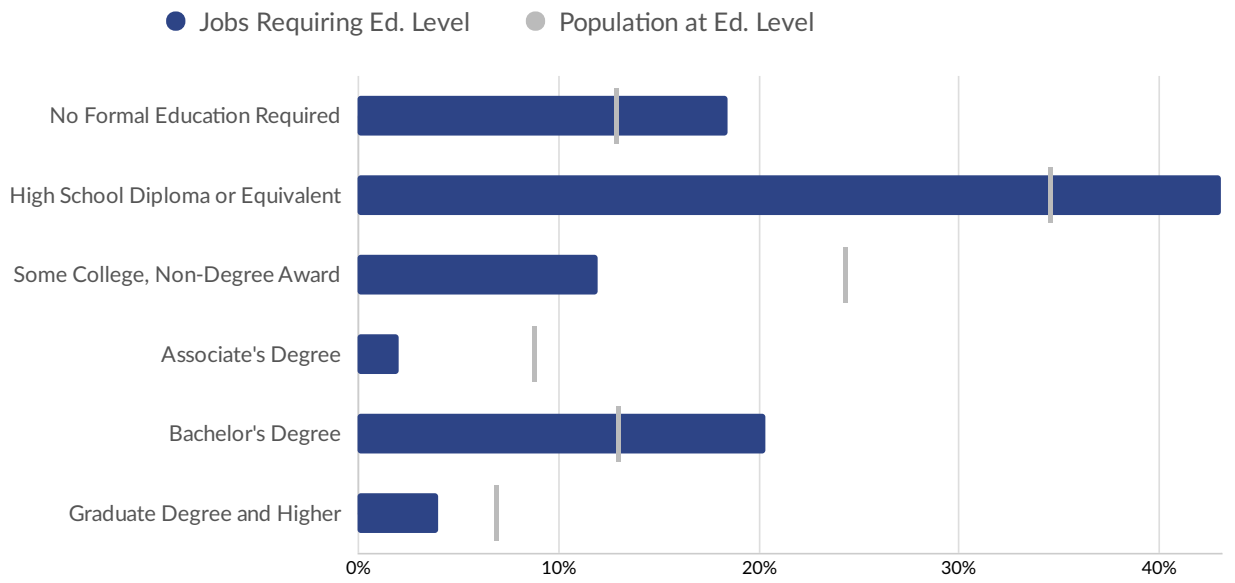


## Top Posted Occupations

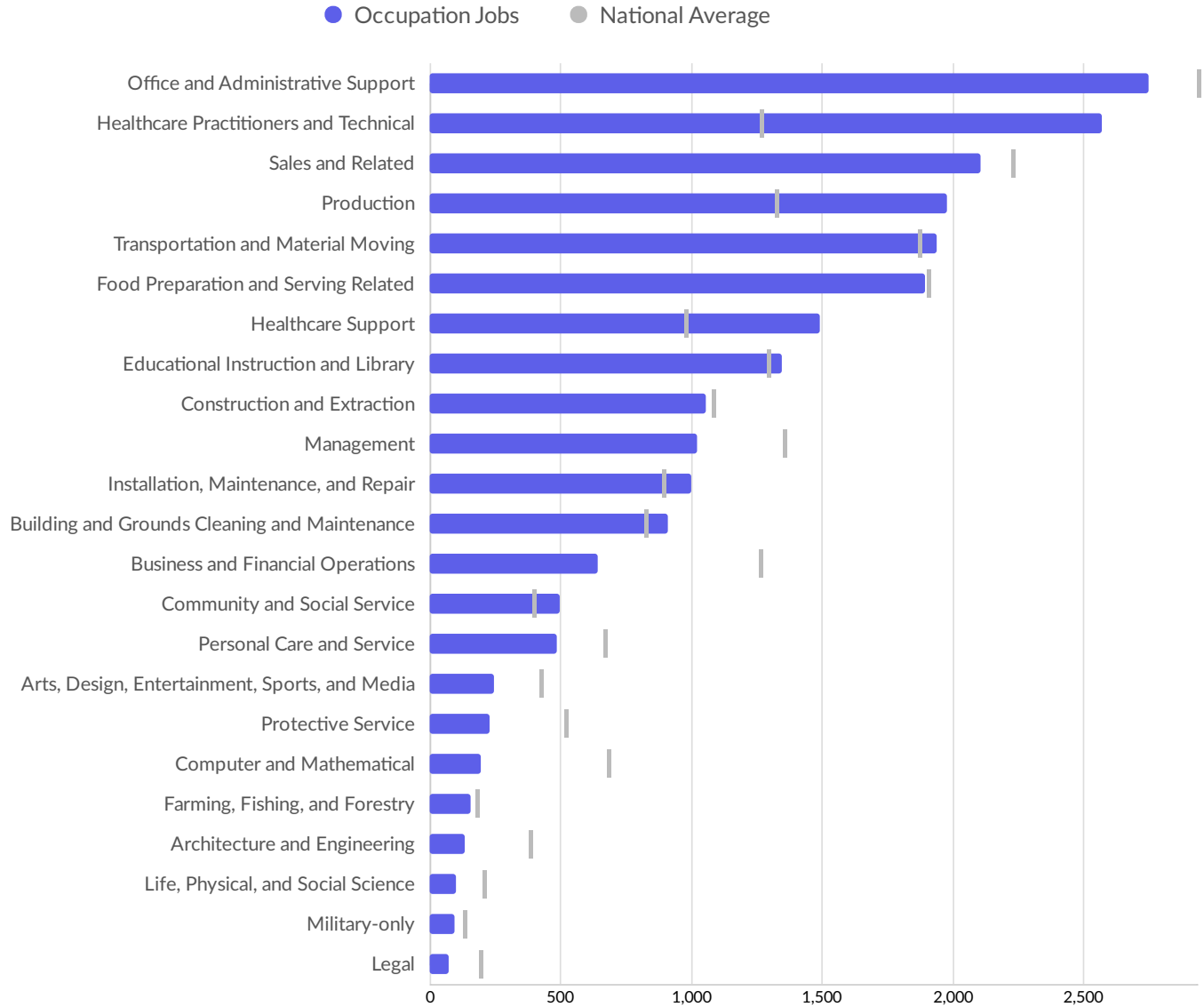




## Underemployment








## Largest Occupations



## Educational Pipeline

In 2019, there were 1,360 graduates in Newton County, MO. This pipeline has grown by 53% over the last 5 years. The highest share of these graduates come from General Studies, Truck and Bus Driver/Commercial Vehicle Operator and Instructor, and Registered Nursing/Registered Nurse.

School	Total Graduates (2019)	Graduate Trend (2015 - 2019)
Crowder College	1,341 	
Neosho Beauty College	19 	
Essentials Academy of Cosmetology	0	

● Certificate   
 ● Associate's   
 ● Bachelor's   
 ● Master's or Higher

# In-Demand Skills

