



Newton County, MO

A Missouri, Oklahoma, and Kansas Economic Development Collaborative



105 North Rangeline PO Box 1706
Joplin, Missouri 64802

Contents

Report Parameters	1
Economy Overview	2
Historic & Projected Trends	4
Population Characteristics	8
Industry Characteristics	10
Business Characteristics	16
Workforce Characteristics	18
Educational Pipeline	25
In-Demand Skills	26

Report Parameters

1 County

29145 Newton County, MO

Class of Worker

QCEW Employees, Non-QCEW Employees, and Self-Employed

The information in this report pertains to the chosen geographical area.

Economy Overview

58,292

Population (2019)

Population **grew by 161** over the last 5 years and is projected to **grow by 200** over the next 5 years.

22,905

Total Regional Employment

Jobs **grew by 2,832** over the last 5 years and are projected to **grow by 3,466** over the next 5 years.

\$49.0K

Median Household Income (2018)

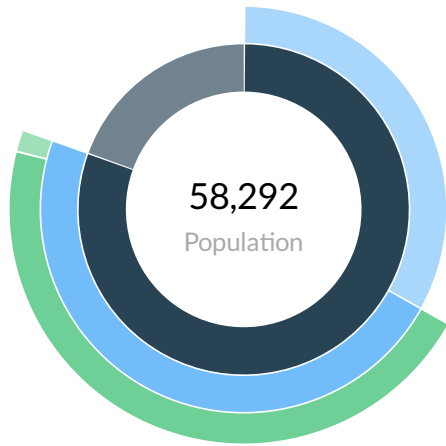
Median household income is **\$11.3K below** the national median household income of \$60.3K.

Takeaways

- As of 2019 the region's population **increased by 0.3%** since 2014, growing by 161. Population is expected to **increase by 0.3%** between 2019 and 2024, adding 200.
- From 2014 to 2019, jobs **increased by 14.1%** in Newton County, MO from 20,073 to **22,905**. This change **outpaced the national growth rate of 7.9% by 6.2%**. As the number of jobs increased, the **labor force participation rate decreased from 61.3% to 58.9% between 2014 and 2019**.
- Concerning educational attainment, **12.9% of Newton County, MO residents possess a Bachelor's Degree** (5.9% below the national average), and **8.7% hold an Associate's Degree** (0.6% above the national average).
- The top three industries in 2019 are General Medical and Surgical Hospitals, Education and Hospitals (Local Government), and Restaurants and Other Eating Places.

	Population (2019)	Labor Force (2019)	Jobs (2019)	Cost of Living	GRP	Imports	Exports
Region	58,292	27,615	22,905	88.9	\$2.04B	\$3.20B	\$2.71B
State	6,146,353	3,096,893	3,151,037	89.9	\$326.56B	\$309.82B	\$363.15B

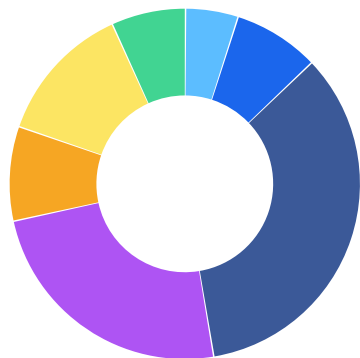
2019 Labor Force Breakdown



	Population
● Total Working Age Population	46,881
● Not in Labor Force (15+)	19,266
● Labor Force	27,615
● Employed	26,731
● Unemployed	884
● Under 15	11,411

Educational Attainment

Concerning educational attainment, **12.9% of Newton County, MO residents possess a Bachelor's Degree** (5.9% below the national average), and **8.7% hold an Associate's Degree** (0.6% above the national average).

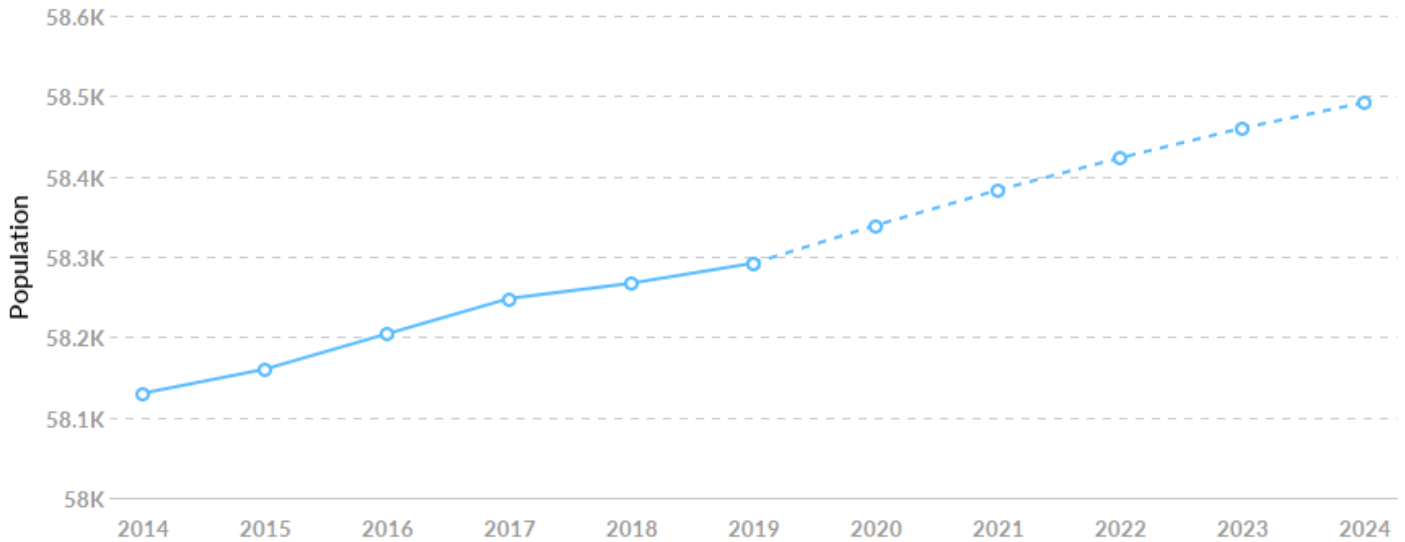


	% of Population	Population
● Less Than 9th Grade	4.9%	1,930
● 9th Grade to 12th Grade	7.9%	3,155
● High School Diploma	34.5%	13,700
● Some College	24.2%	9,626
● Associate's Degree	8.7%	3,461
● Bachelor's Degree	12.9%	5,136
● Graduate Degree and Higher	6.9%	2,724

Historic & Projected Trends

Population Trends

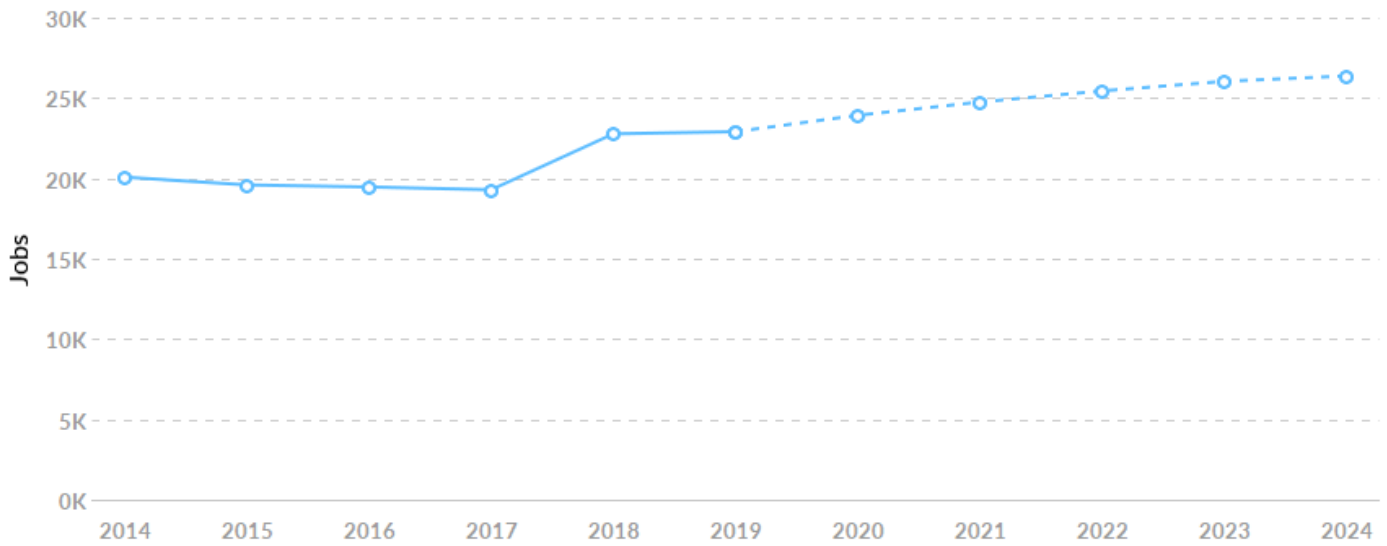
As of 2019 the region's population increased by 0.3% since 2014, growing by 161. Population is expected to increase by 0.3% between 2019 and 2024, adding 200.



Timeframe	Population
2014	58,130
2015	58,160
2016	58,204
2017	58,248
2018	58,267
2019	58,292
2020	58,339
2021	58,383
2022	58,423
2023	58,460
2024	58,492

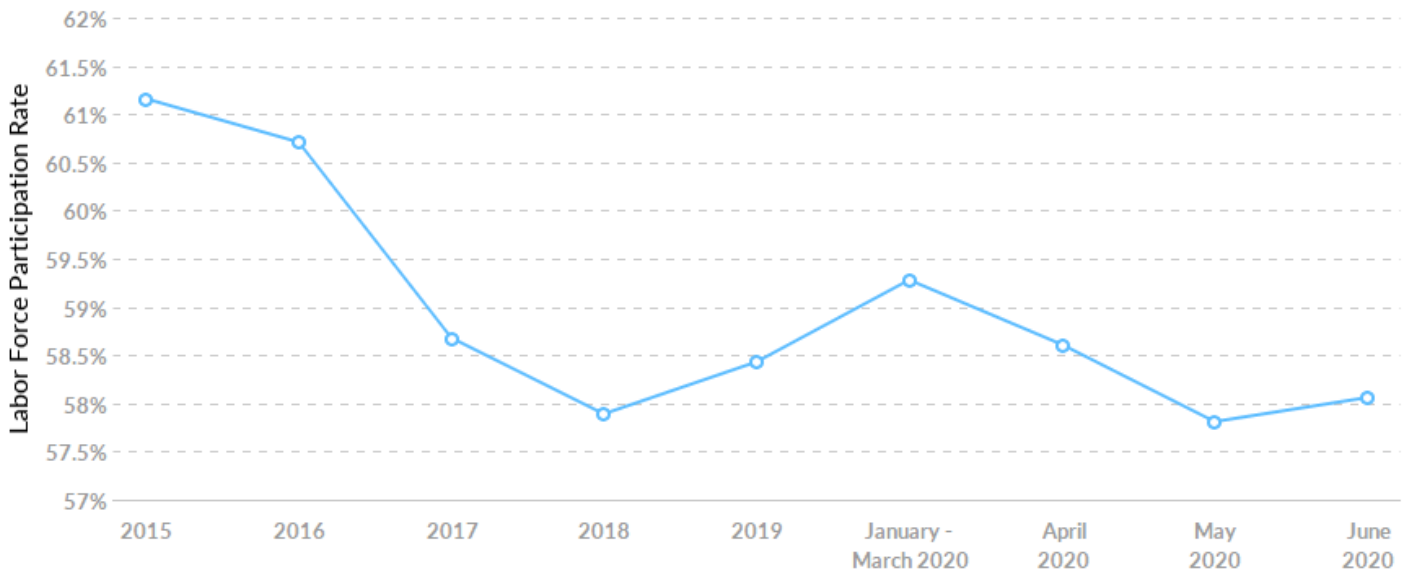
Job Trends

From 2014 to 2019, jobs increased by 14.1% in Newton County, MO from 20,073 to 22,905. This change outpaced the national growth rate of 7.9% by 6.2%.



Timeframe	Jobs
2014	20,073
2015	19,591
2016	19,463
2017	19,290
2018	22,770
2019	22,905
2020	23,923
2021	24,750
2022	25,441
2023	26,038
2024	26,371

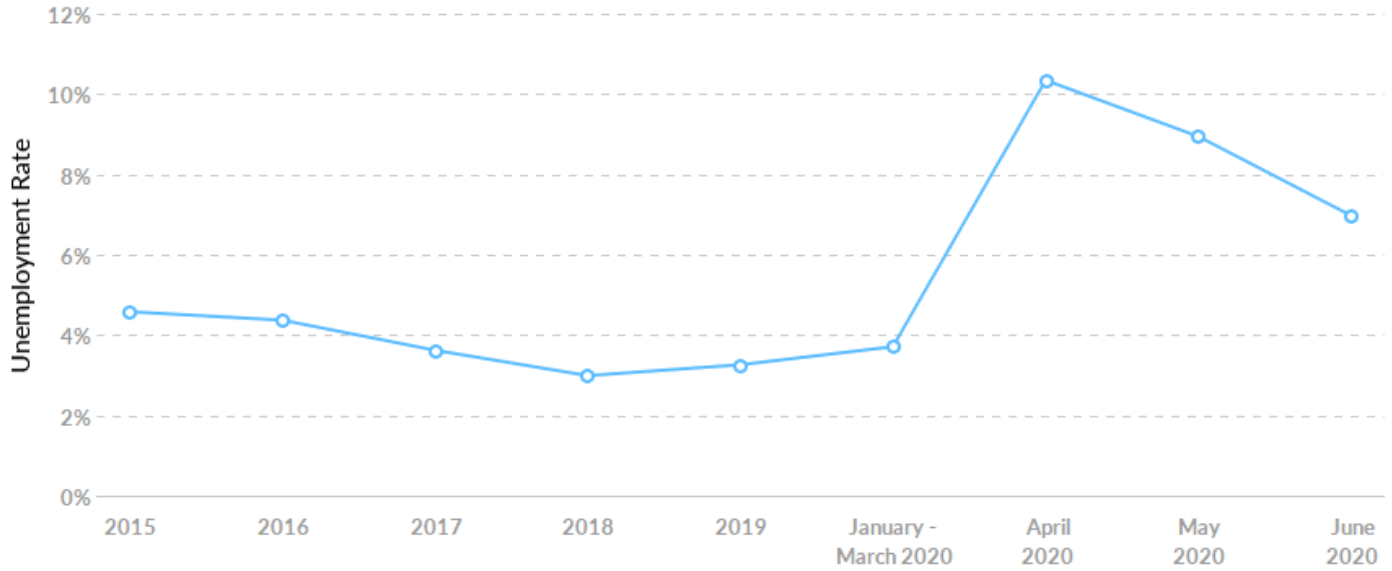
Labor Force Participation Rate Trends



Timeframe	Labor Force Participation Rate
2015	61.16%
2016	60.71%
2017	58.68%
2018	57.89%
2019	58.43%
January - March 2020	59.28%
April 2020	58.61%
May 2020	57.81%
June 2020	58.06%

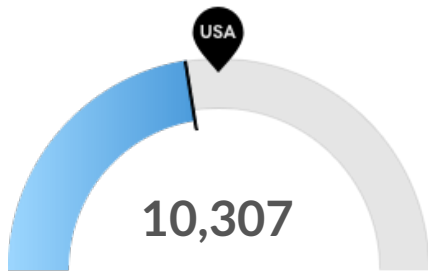
Unemployment Rate Trends

Newton County, MO had a June 2020 unemployment rate of 6.97%, **increasing from 4.58%** 5 years before.



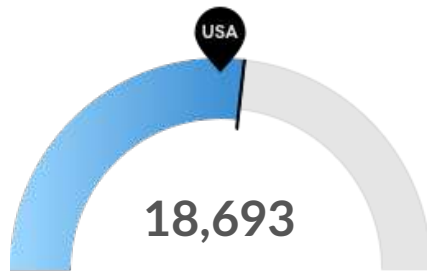
Timeframe	Unemployment Rate
2015	4.58%
2016	4.37%
2017	3.62%
2018	2.99%
2019	3.26%
January - March 2020	3.71%
April 2020	10.34%
May 2020	8.94%
June 2020	6.97%

Population Characteristics



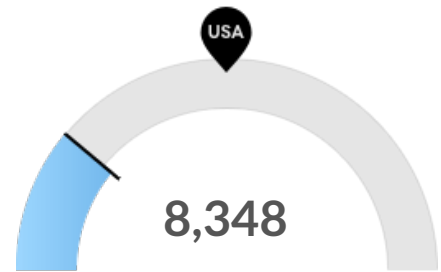
Millennials

Newton County, MO has 10,307 millennials (ages 25-39). The national average for an area this size is 11,979.



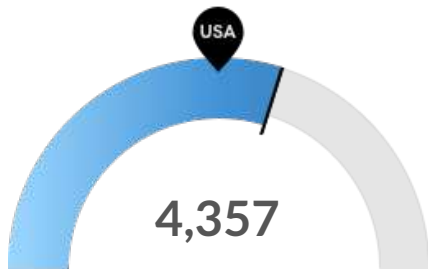
Retiring Soon

Retirement risk is high in Newton County, MO. The national average for an area this size is 16,866 people 55 or older, while there are 18,693 here.



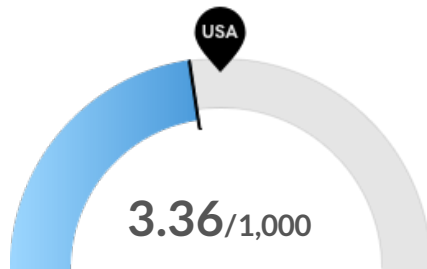
Racial Diversity

Racial diversity is low in Newton County, MO. The national average for an area this size is 23,085 racially diverse people, while there are 8,348 here.



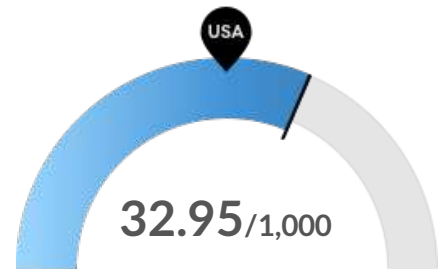
Veterans

Newton County, MO has 4,357 veterans. The national average for an area this size is 3,315.



Violent Crime

Newton County, MO has 3.36 violent crimes per 1,000 people. The national rate is 3.87 per 1,000 people.

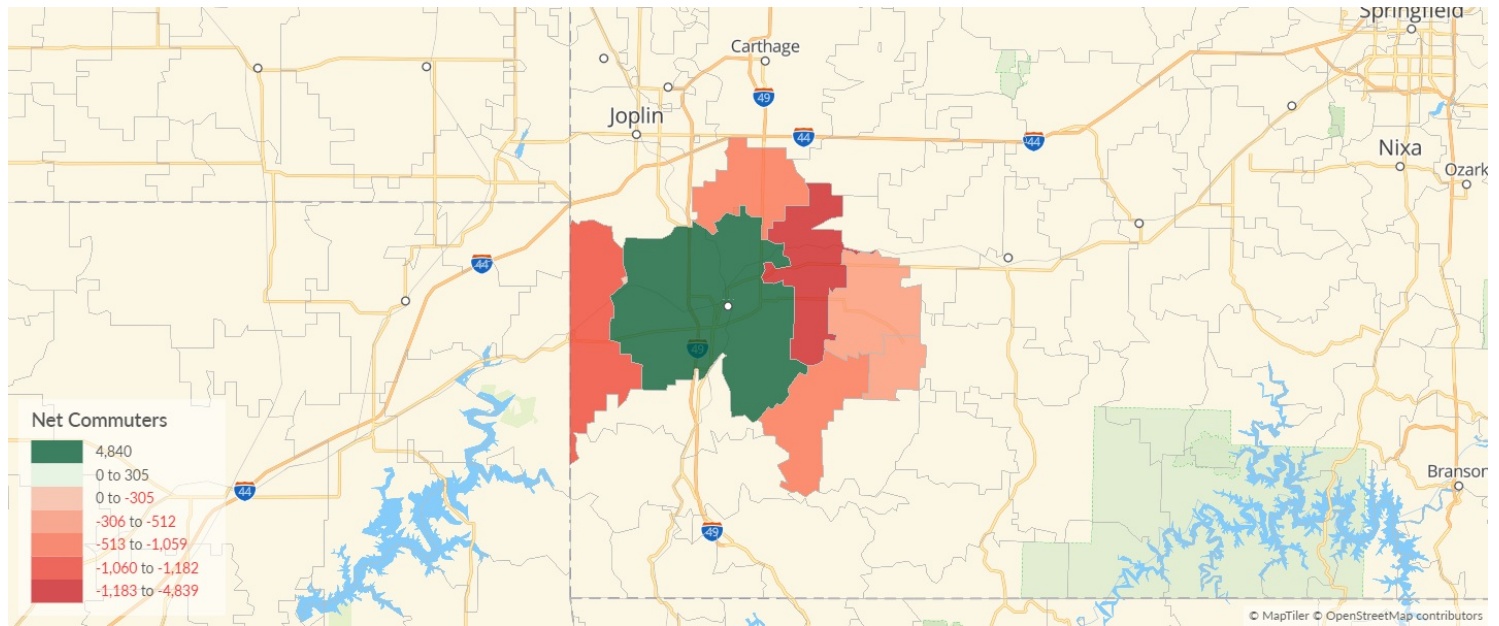


Property Crime

Newton County, MO has 32.95 property crimes per 1,000 people. The national rate is 22.98 per 1,000 people.

Place of Work vs Place of Residence

Understanding where talent in Newton County, MO currently works compared to where talent lives can help you optimize site decisions.



Where Talent Works

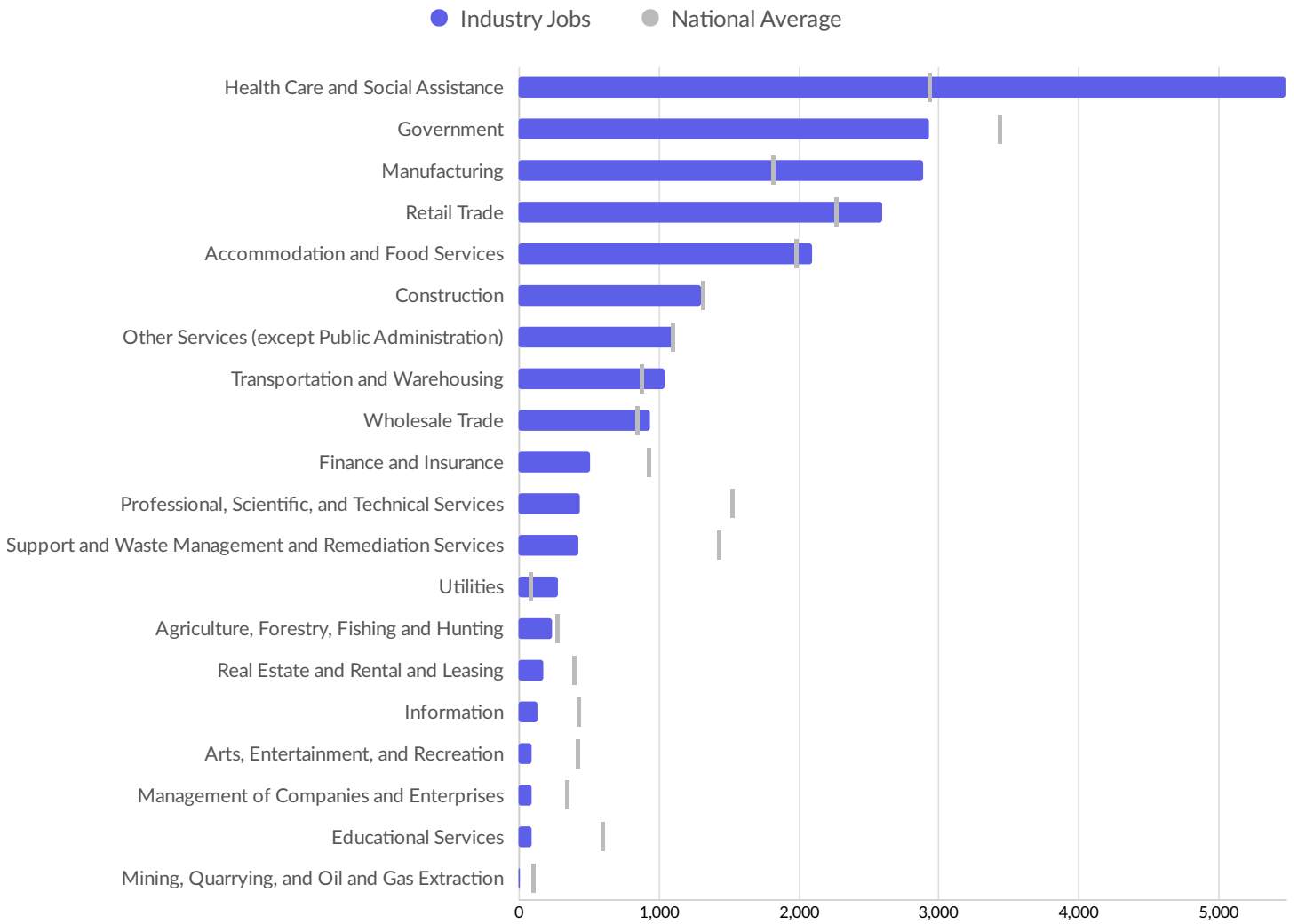
ZIP	Name	2019 Employment
64850	Neosho, MO (in Newto...	18,825
64865	Seneca, MO (in Newton...	1,620
64844	Granby, MO (in Newton...	1,077
64840	Diamond, MO (in Newt...	816
64866	Stark City, MO (in Newt...	320

Where Talent Lives

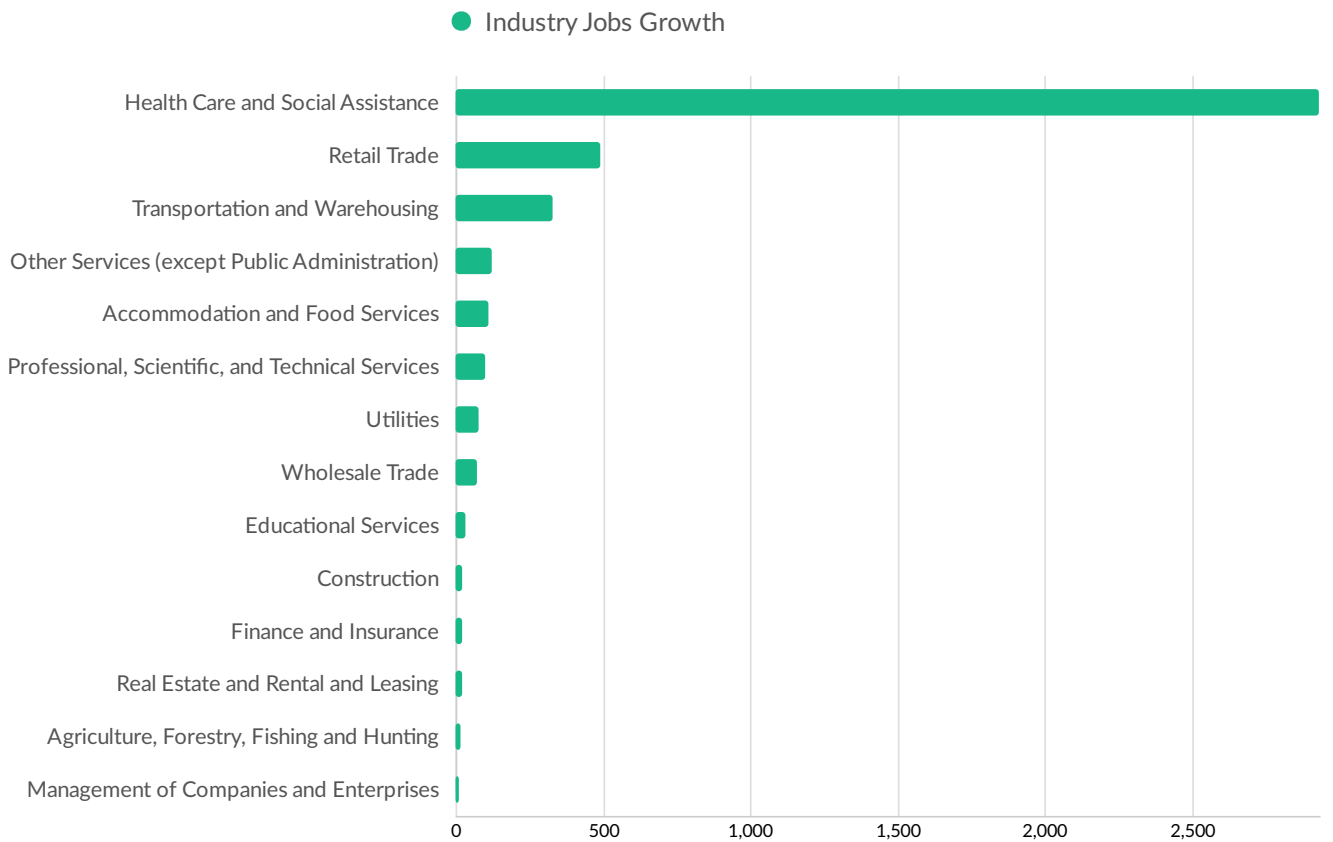
ZIP	Name	2019 Workers
64850	Neosho, MO (in Newto...	13,984
64865	Seneca, MO (in Newton...	2,680
64844	Granby, MO (in Newton...	2,260
64840	Diamond, MO (in Newt...	1,409
64866	Stark City, MO (in Newt...	670

Industry Characteristics

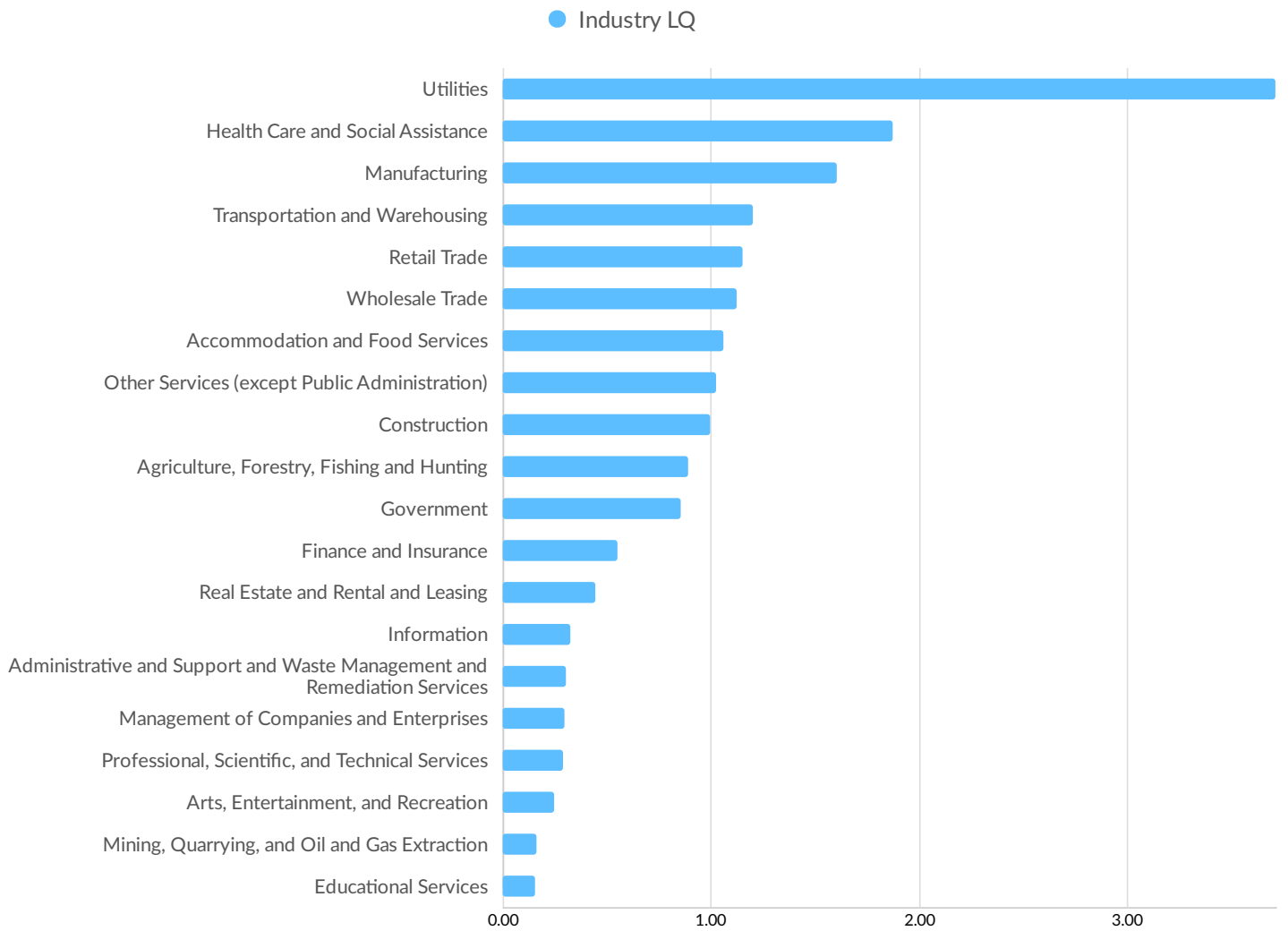
Largest Industries



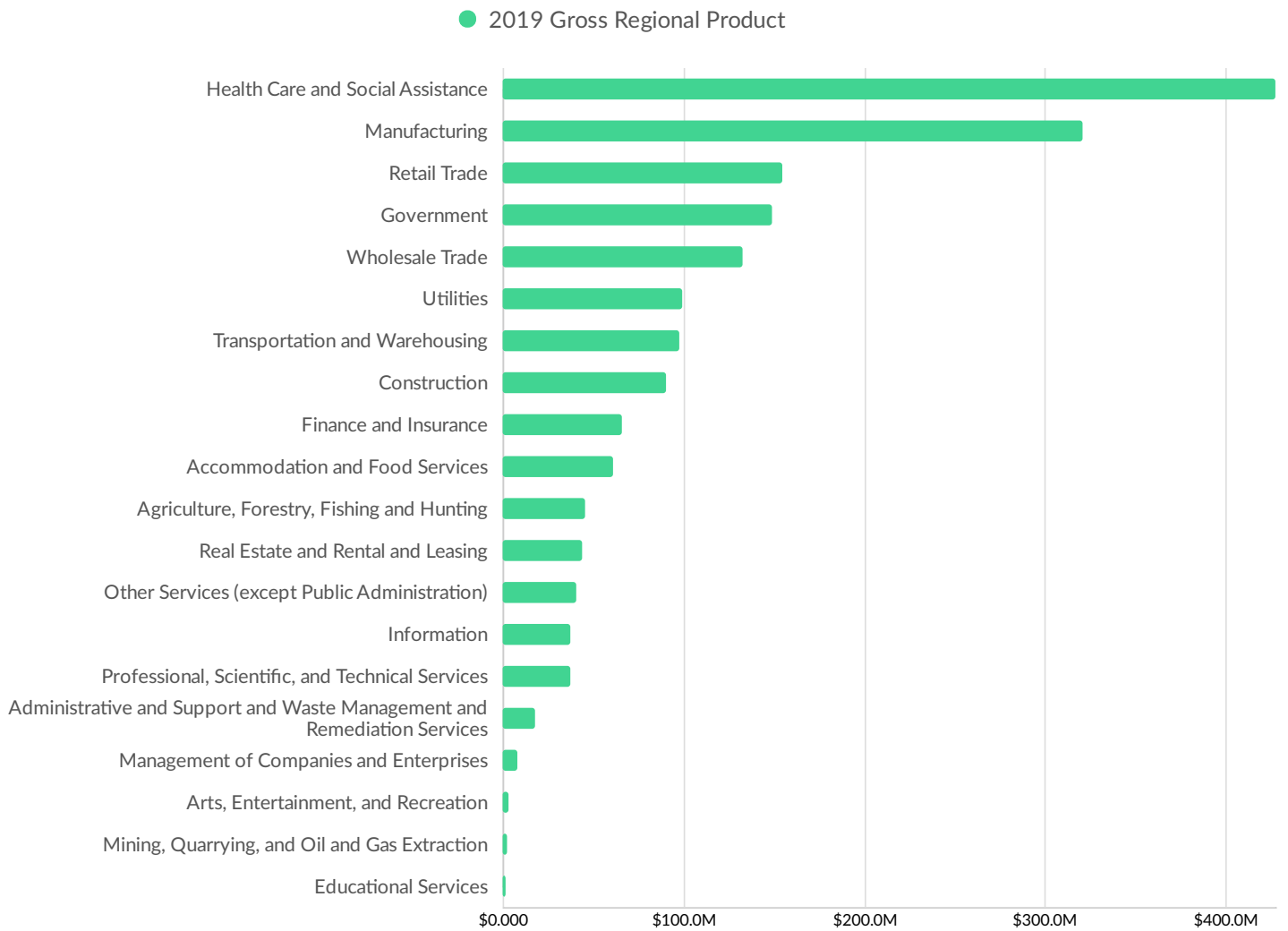
Top Growing Industries



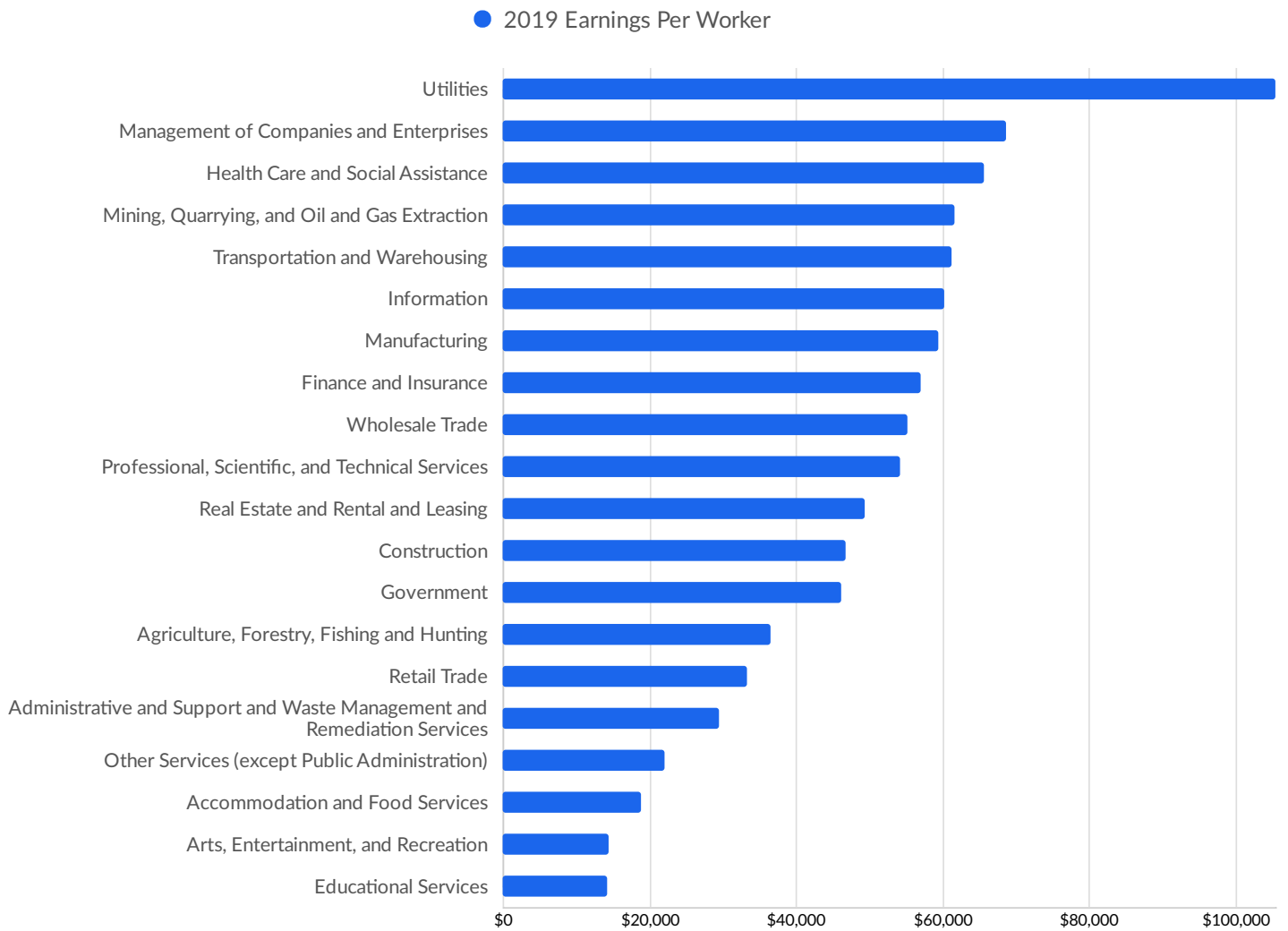
Top Industry LQ



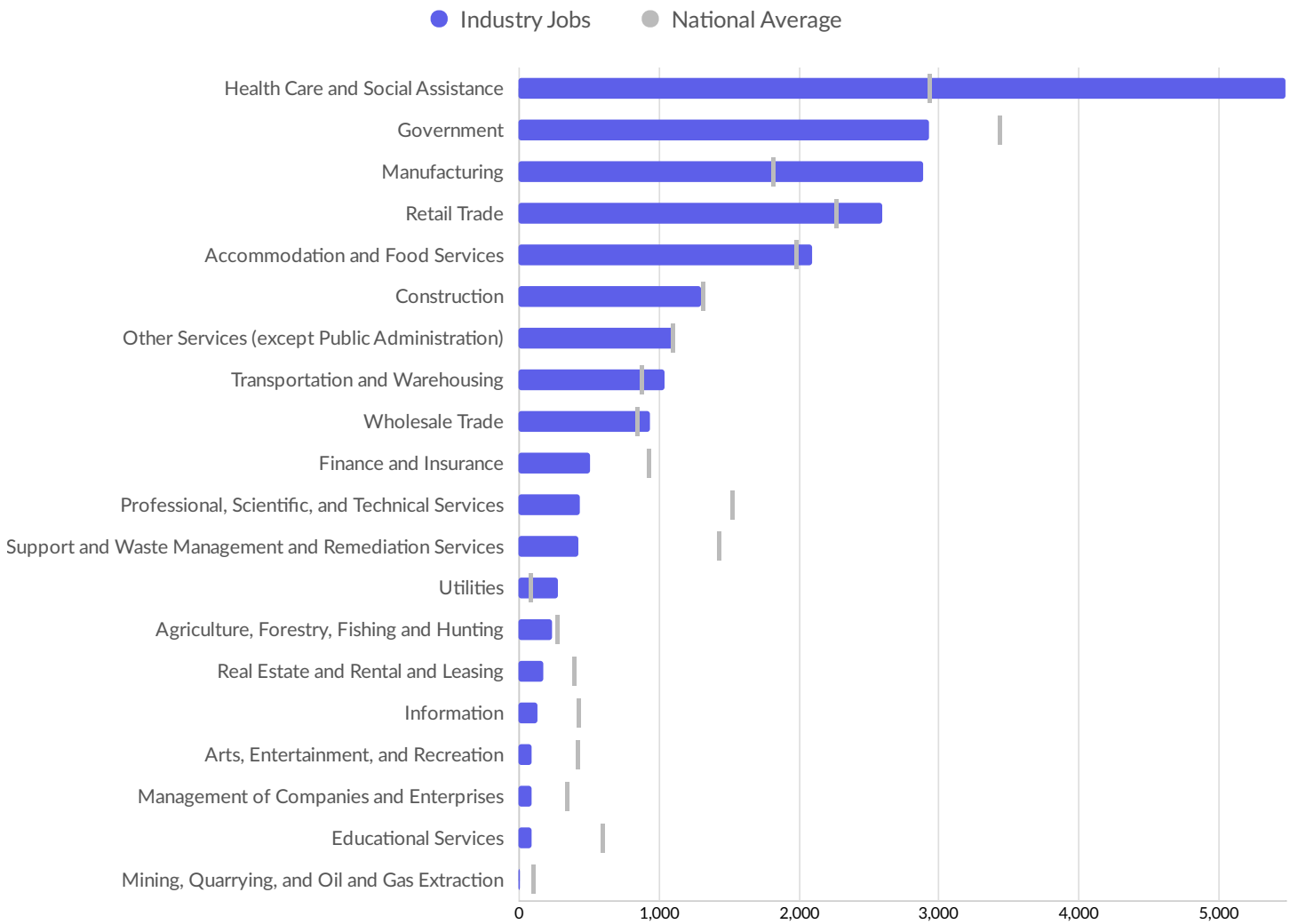
Top Industry GRP



Top Industry Earnings






Largest Industries



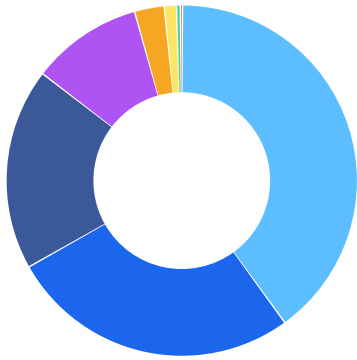
Business Characteristics

2,264 Companies Employ Your Workers

Online profiles for your workers mention 2,264 companies as employers, with the top 10 appearing below. In the last 12 months, 619 companies in Newton County, MO posted job postings, with the top 10 appearing below.

Top Companies	Profiles	Top Companies Posting	Unique Postings
Crowder College	74 	CRST International, Inc.	390 
Freeman Health System	72 	Platinum Supplemental Insuranc...	236 
Wal-Mart, Inc.	69 	HealthCare Employment Netwo...	186 
La-Z-Boy Incorporated	37 	Hogan Transports Inc	157 
Neosho R-5 School District	33 	Dollar General Corporation	91 
AT&T Inc.	28 	ManpowerGroup Global	90 
Sunbelt Home Health Care Inc	26 	U.S. Xpress, Inc.	74 
Jack Henry & Associates, Inc.	20 	Blair Logistics, Inc.	72 
United States Department of th...	20 	C.R. England, Inc.	68 
Indigo Sky LLC	19 	HomeAdvisor, Inc.	66 

Business Size

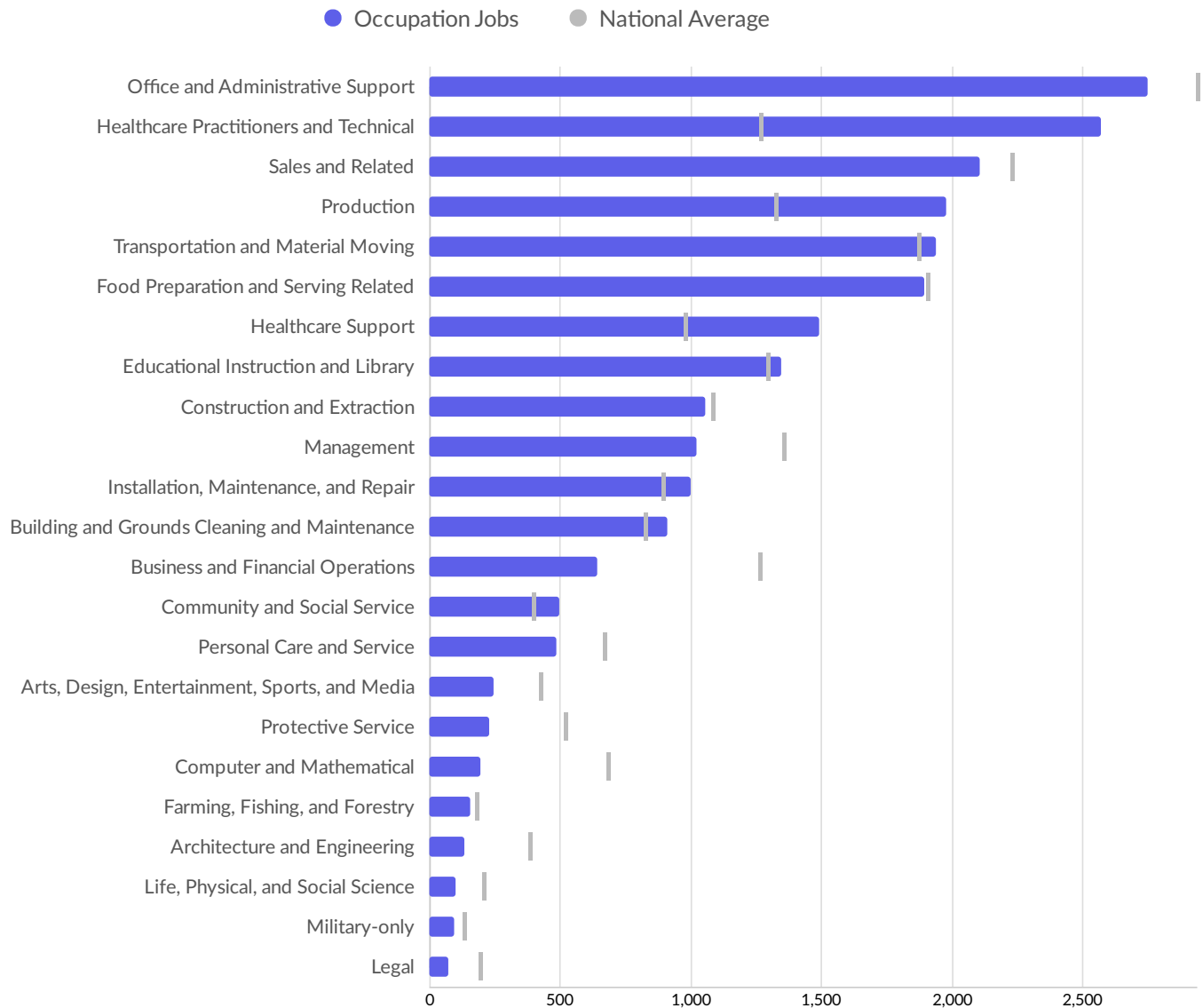


	Percentage	Business Count
1 to 4 employees	39.9%	788
5 to 9 employees	26.8%	529
10 to 19 employees	18.6%	367
20 to 49 employees	10.2%	202
50 to 99 employees	2.7%	54
100 to 249 employees	1.1%	22
250 to 499 employees	0.4%	7
500+ employees	0.2%	4

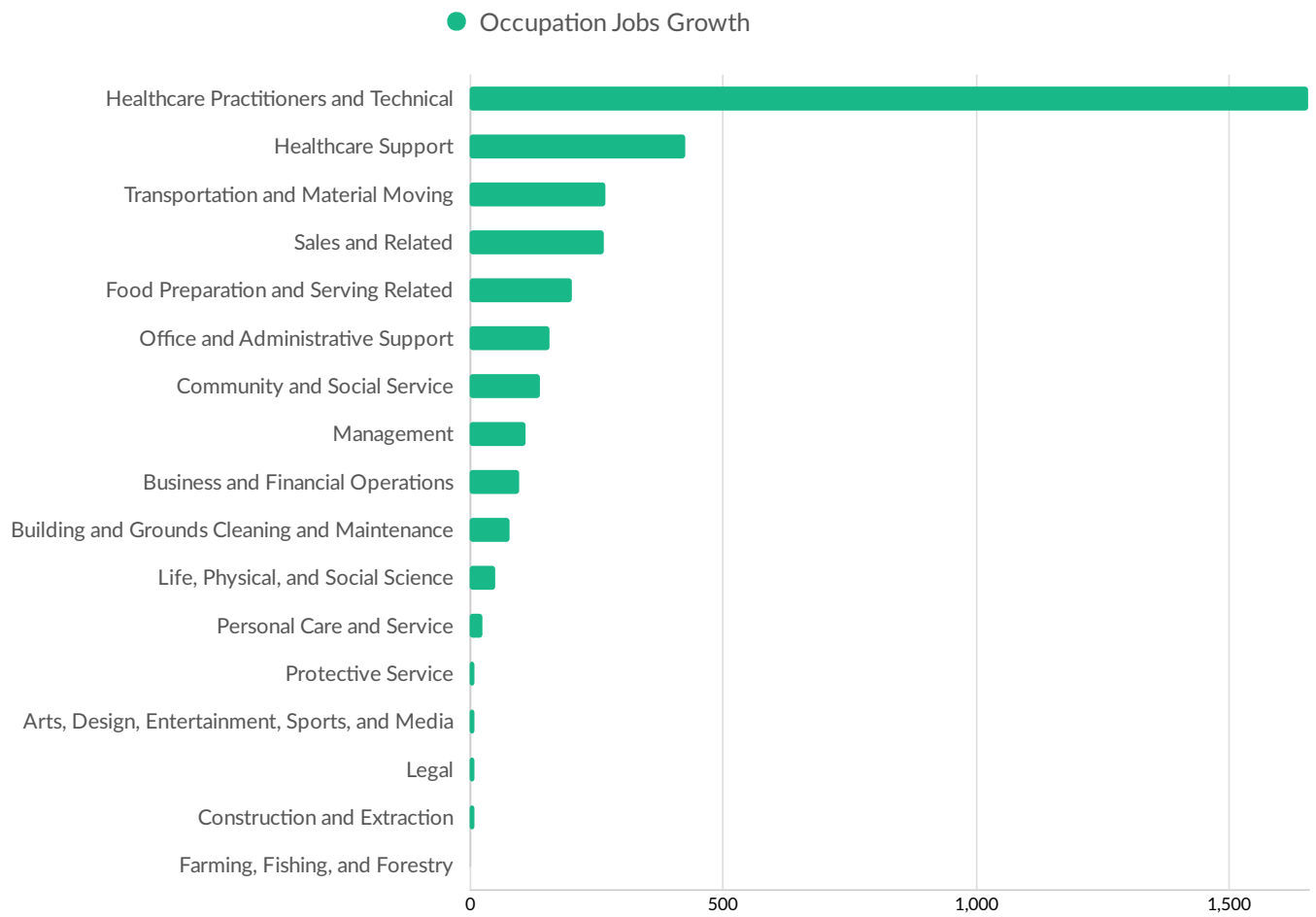
*Business Data by DatabaseUSA.com is third-party data provided by Emsi to its customers as a convenience, and Emsi does not endorse or warrant its accuracy or consistency with other published Emsi data. In most cases, the Business Count will not match total companies with profiles on the summary tab.

Workforce Characteristics

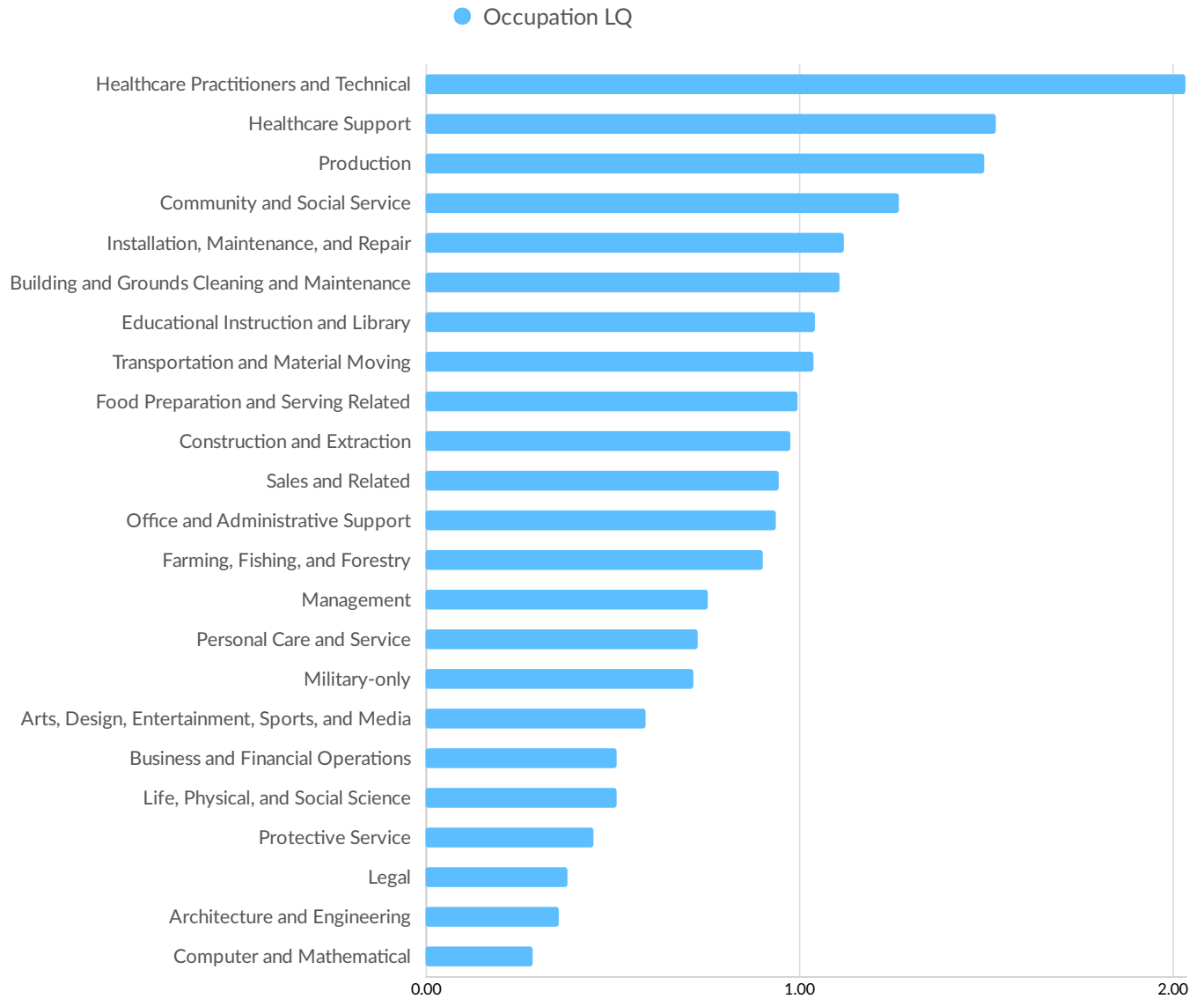
Largest Occupations



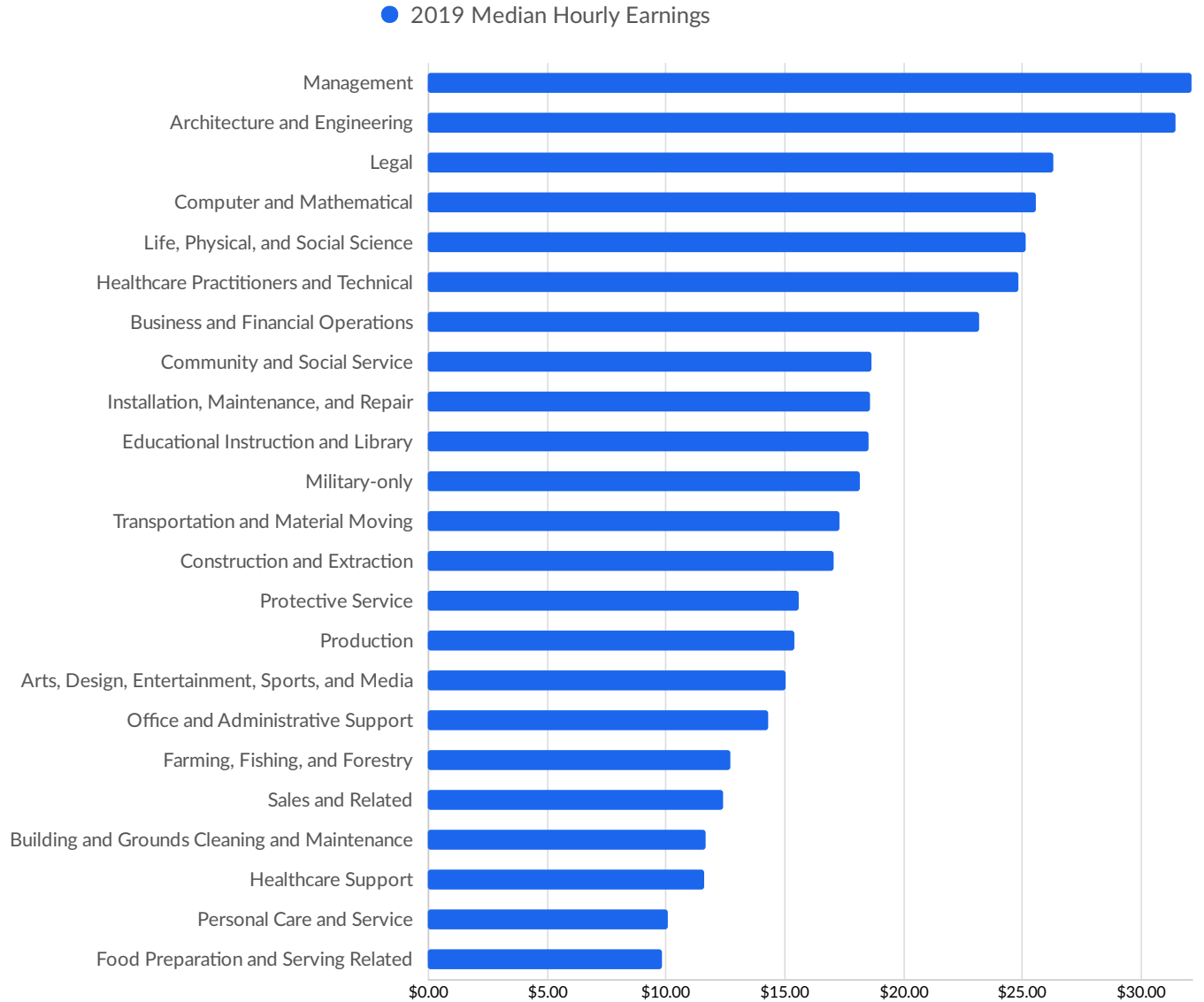
Top Growing Occupations



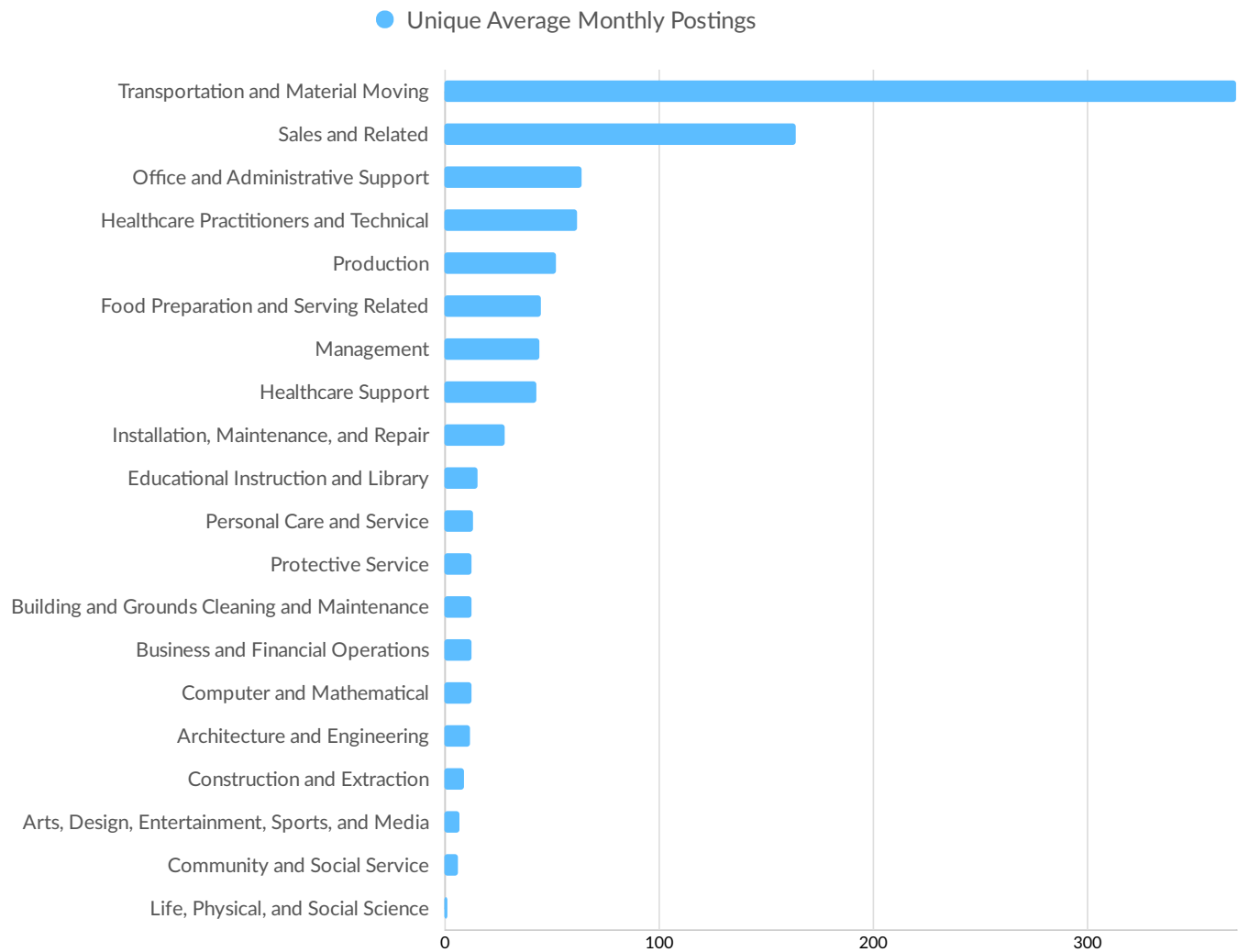
Top Occupation LQ



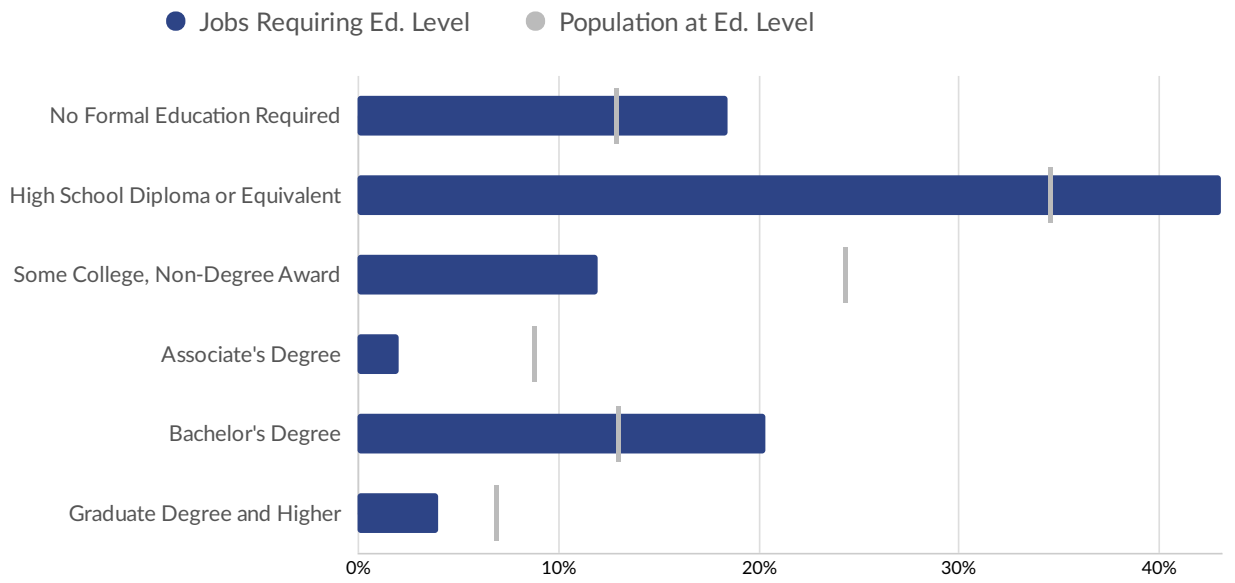
Top Occupation Earnings



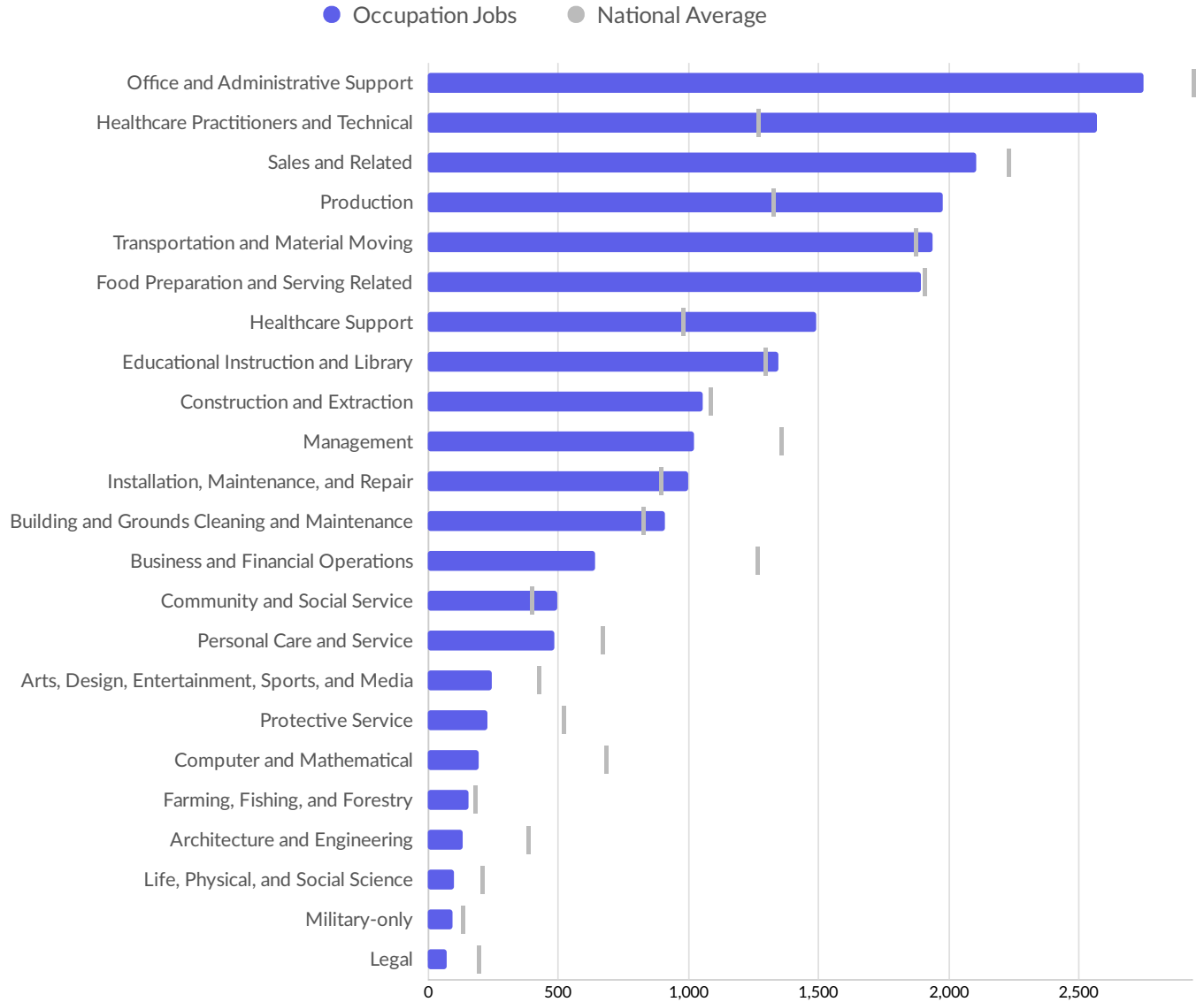
Top Posted Occupations



Underemployment








Largest Occupations



Educational Pipeline

In 2019, there were 1,360 graduates in Newton County, MO. This pipeline has grown by 53% over the last 5 years. The highest share of these graduates come from General Studies, Truck and Bus Driver/Commercial Vehicle Operator and Instructor, and Registered Nursing/Registered Nurse.

School	Total Graduates (2019)	Graduate Trend (2015 - 2019)
Crowder College	1,341 	
Neosho Beauty College	19 	
Essentials Academy of Cosmetology	0	

● Certificate
 ● Associate's
 ● Bachelor's
 ● Master's or Higher

In-Demand Skills

