



Jasper County, MO

A Missouri, Oklahoma, and Kansas Economic Development Collaborative



105 North Rangeline PO Box 1706
Joplin, Missouri 64802

Contents

Report Parameters	1
Economy Overview	2
Historic & Projected Trends	4
Population Characteristics	8
Industry Characteristics	10
Business Characteristics	16
Workforce Characteristics	18
Educational Pipeline	22
In-Demand Skills	23

Report Parameters

1 County

29097 Jasper County, MO

Class of Worker

QCEW Employees, Non-QCEW Employees, and Self-Employed

The information in this report pertains to the chosen geographical area.

Economy Overview

121,516

Population (2019)

Population grew by 3,778 over the last 5 years and is projected to grow by 3,128 over the next 5 years.

63,973

Total Regional Employment

Jobs decreased by 407 over the last 5 years but are projected to grow by 560 over the next 5 years.

\$46.9K

Median Household Income (2018)

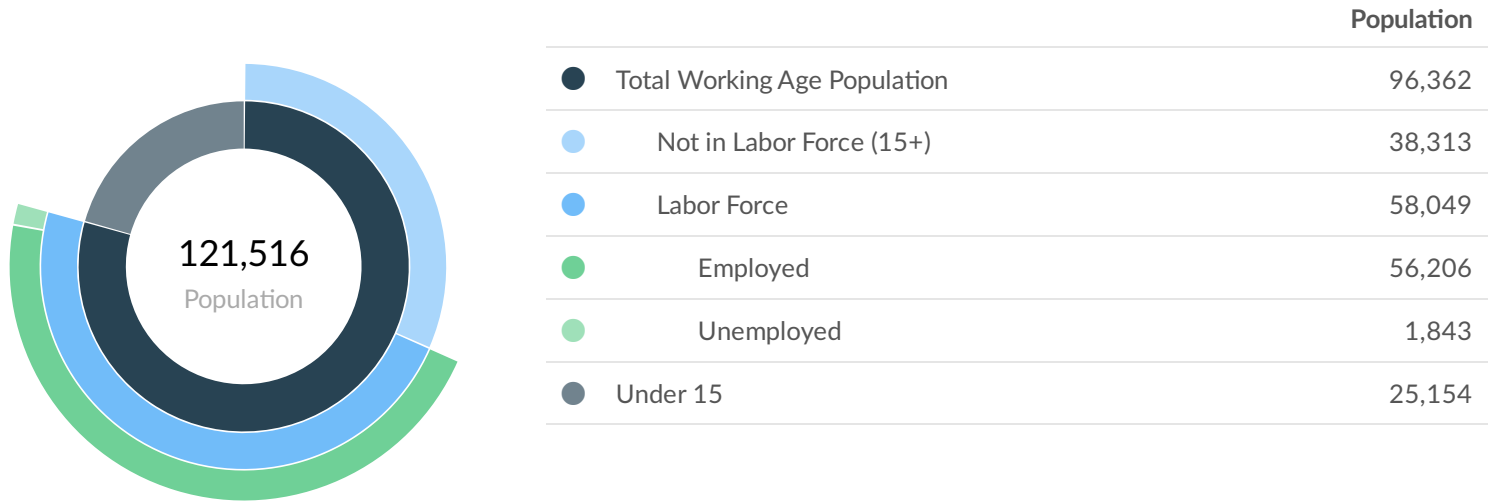
Median household income is \$13.4K below the national median household income of \$60.3K.

Takeaways

- As of 2019 the region's population increased by 3.2% since 2014, growing by 3,778. Population is expected to increase by 2.6% between 2019 and 2024, adding 3,128.
- From 2014 to 2019, jobs declined by 0.6% in Jasper County, MO from 64,380 to 63,973. This change fell short of the national growth rate of 7.9% by 8.5%. As the number of jobs declined, the labor force participation rate decreased from 62.4% to 60.2% between 2014 and 2019.
- Concerning educational attainment, 15.6% of Jasper County, MO residents possess a Bachelor's Degree (3.2% below the national average), and 6.6% hold an Associate's Degree (1.5% below the national average).
- The top three industries in 2019 are Restaurants and Other Eating Places, Education and Hospitals (Local Government), and General Freight Trucking.

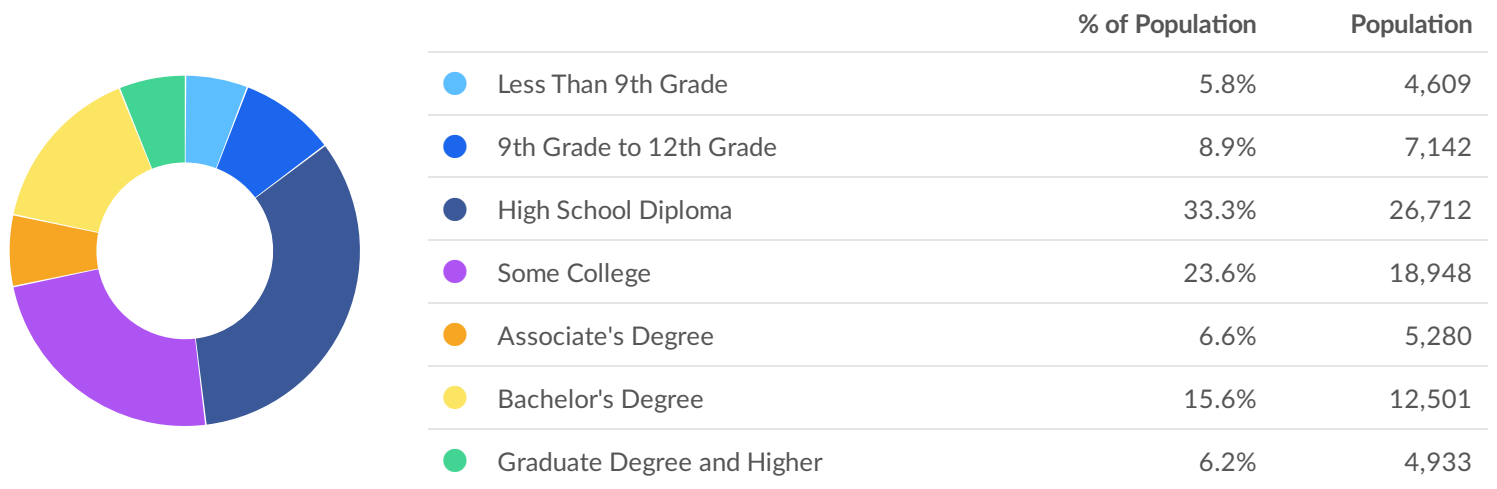
	Population (2019)	Labor Force (2019)	Jobs (2019)	Cost of Living	GRP	Imports	Exports
Region	121,516	58,049	63,973	88.2	\$5.16B	\$6.55B	\$6.28B
State	6,146,353	3,096,893	3,151,037	89.9	\$326.56B	\$309.82B	\$363.15B

2019 Labor Force Breakdown



Educational Attainment

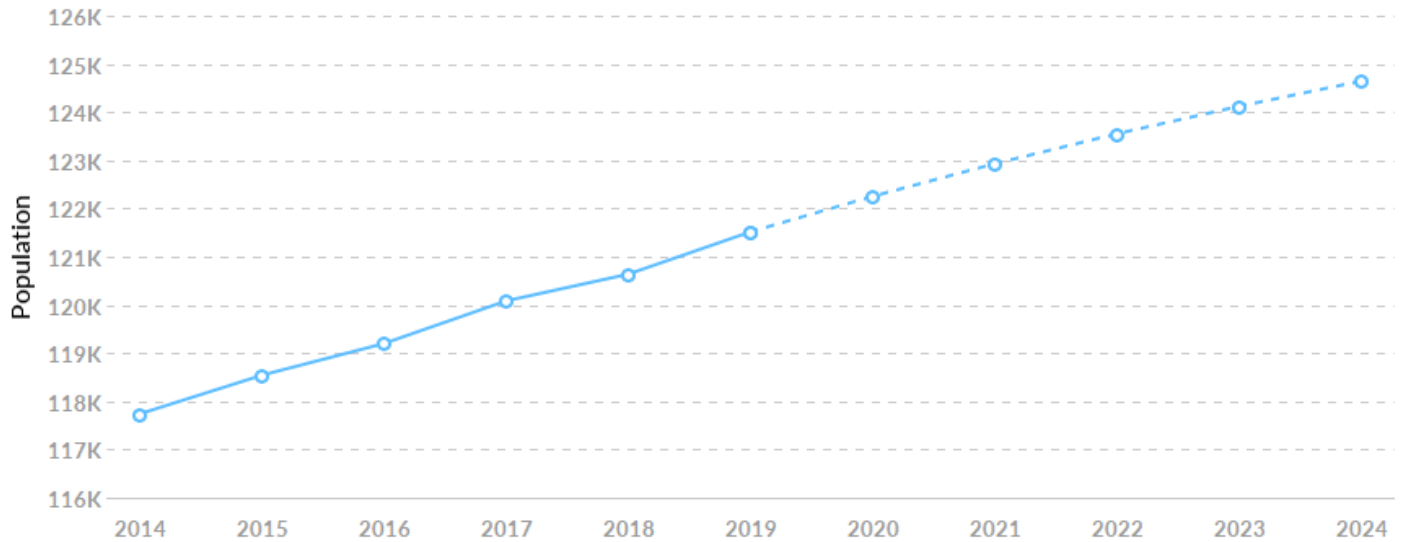
Concerning educational attainment, **15.6% of Jasper County, MO residents possess a Bachelor's Degree** (3.2% below the national average), and **6.6% hold an Associate's Degree** (1.5% below the national average).



Historic & Projected Trends

Population Trends

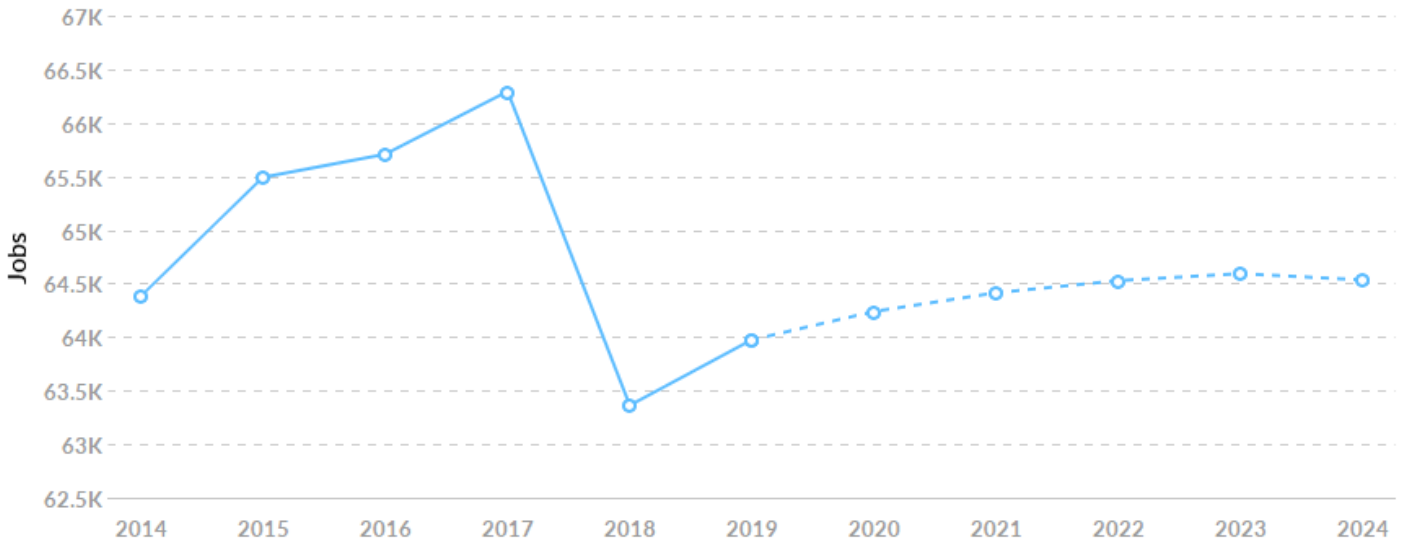
As of 2019 the region's population **increased by 3.2%** since 2014, growing by 3,778. Population is expected to **increase by 2.6%** between 2019 and 2024, adding 3,128.



Timeframe	Population
2014	117,738
2015	118,541
2016	119,199
2017	120,083
2018	120,638
2019	121,516
2020	122,252
2021	122,929
2022	123,550
2023	124,120
2024	124,644

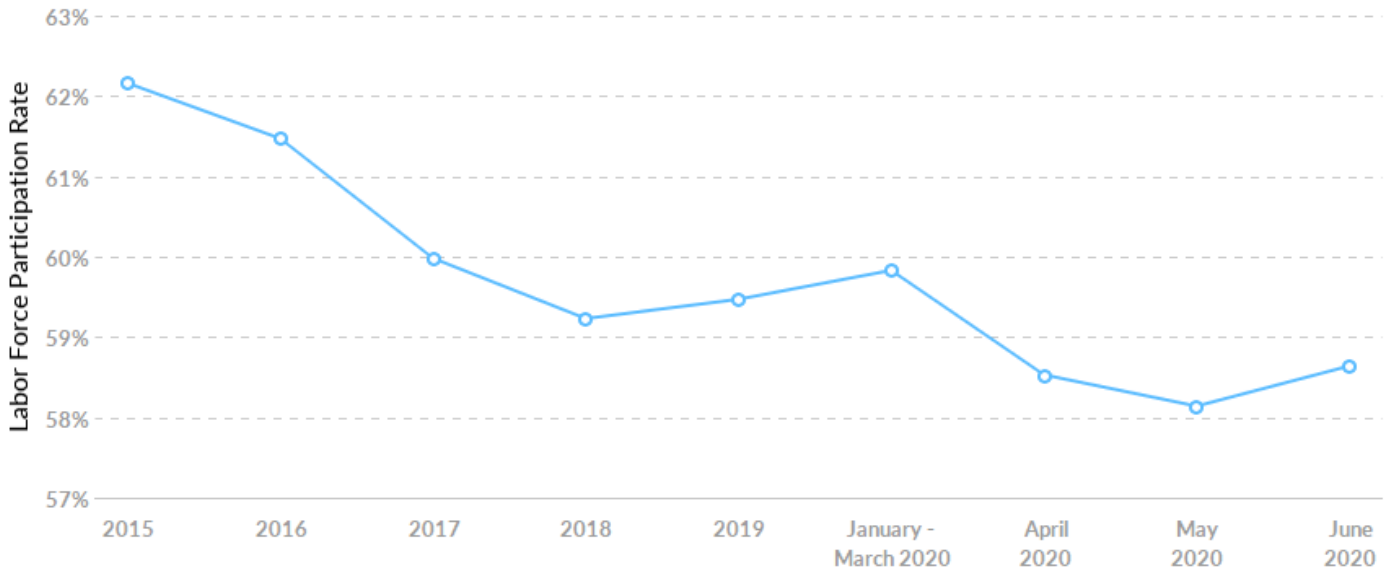
Job Trends

From 2014 to 2019, jobs declined by 0.6% in Jasper County, MO from 64,380 to **63,973**. This change fell short of the national growth rate of 7.9% by 8.5%.



Timeframe	Jobs
2014	64,380
2015	65,491
2016	65,706
2017	66,291
2018	63,360
2019	63,973
2020	64,238
2021	64,413
2022	64,526
2023	64,592
2024	64,533

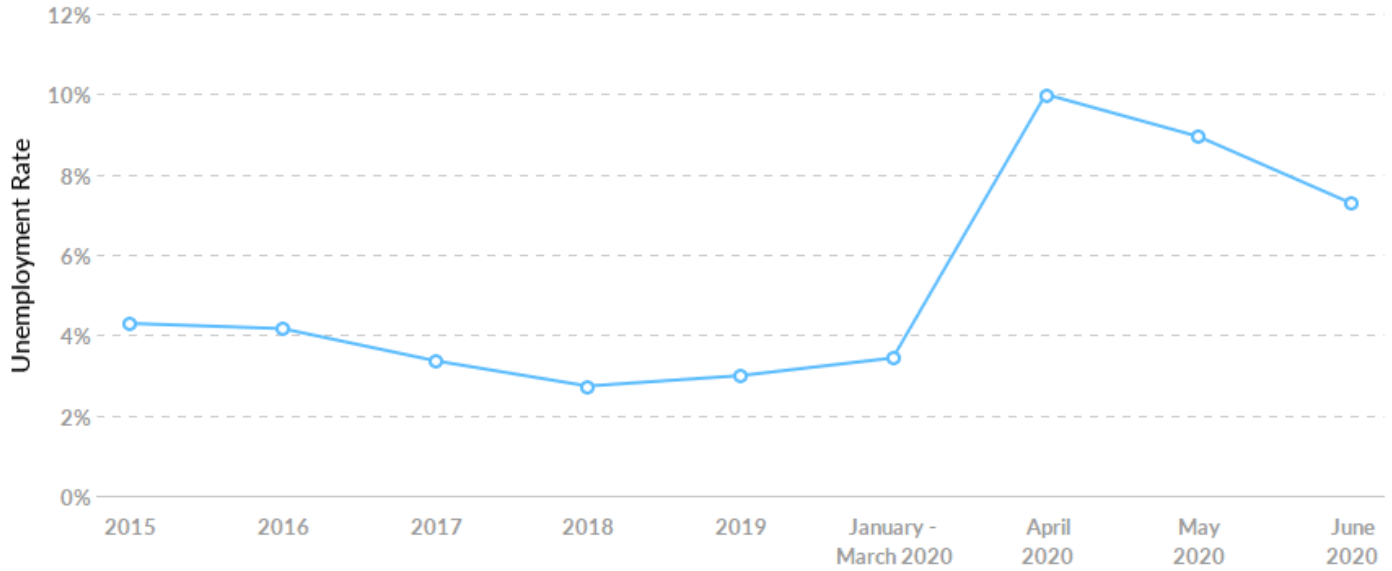
Labor Force Participation Rate Trends



Timeframe	Labor Force Participation Rate
2015	62.16%
2016	61.47%
2017	59.98%
2018	59.23%
2019	59.47%
January - March 2020	59.83%
April 2020	58.53%
May 2020	58.14%
June 2020	58.64%

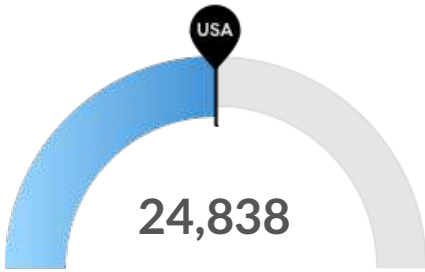
Unemployment Rate Trends

Jasper County, MO had a June 2020 unemployment rate of 7.28%, **increasing from 4.29%** 5 years before.



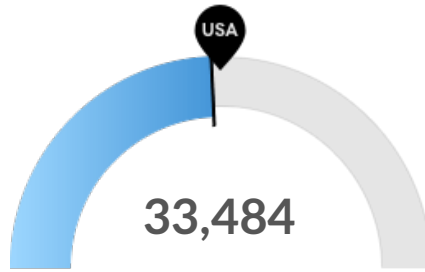
Timeframe	Unemployment Rate
2015	4.29%
2016	4.16%
2017	3.36%
2018	2.73%
2019	2.99%
January - March 2020	3.43%
April 2020	9.99%
May 2020	8.94%
June 2020	7.28%

Population Characteristics



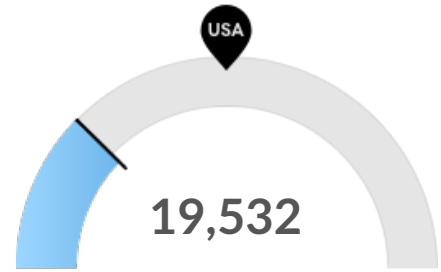
Millennials

Jasper County, MO has 24,838 millennials (ages 25-39). The national average for an area this size is 24,802.



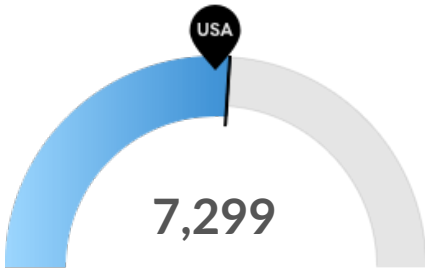
Retiring Soon

Retirement risk is about average in Jasper County, MO. The national average for an area this size is 34,921 people 55 or older, while there are 33,484 here.



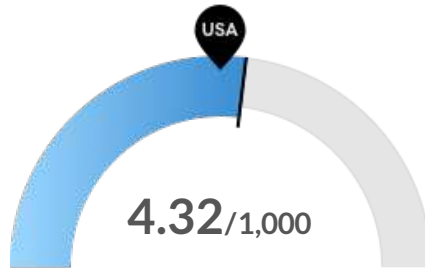
Racial Diversity

Racial diversity is low in Jasper County, MO. The national average for an area this size is 47,796 racially diverse people, while there are 19,532 here.



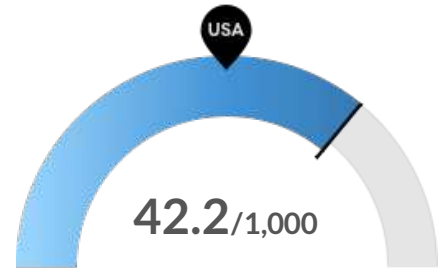
Veterans

Jasper County, MO has 7,299 veterans. The national average for an area this size is 6,863.



Violent Crime

Jasper County, MO has 4.32 violent crimes per 1,000 people. The national rate is 3.87 per 1,000 people.

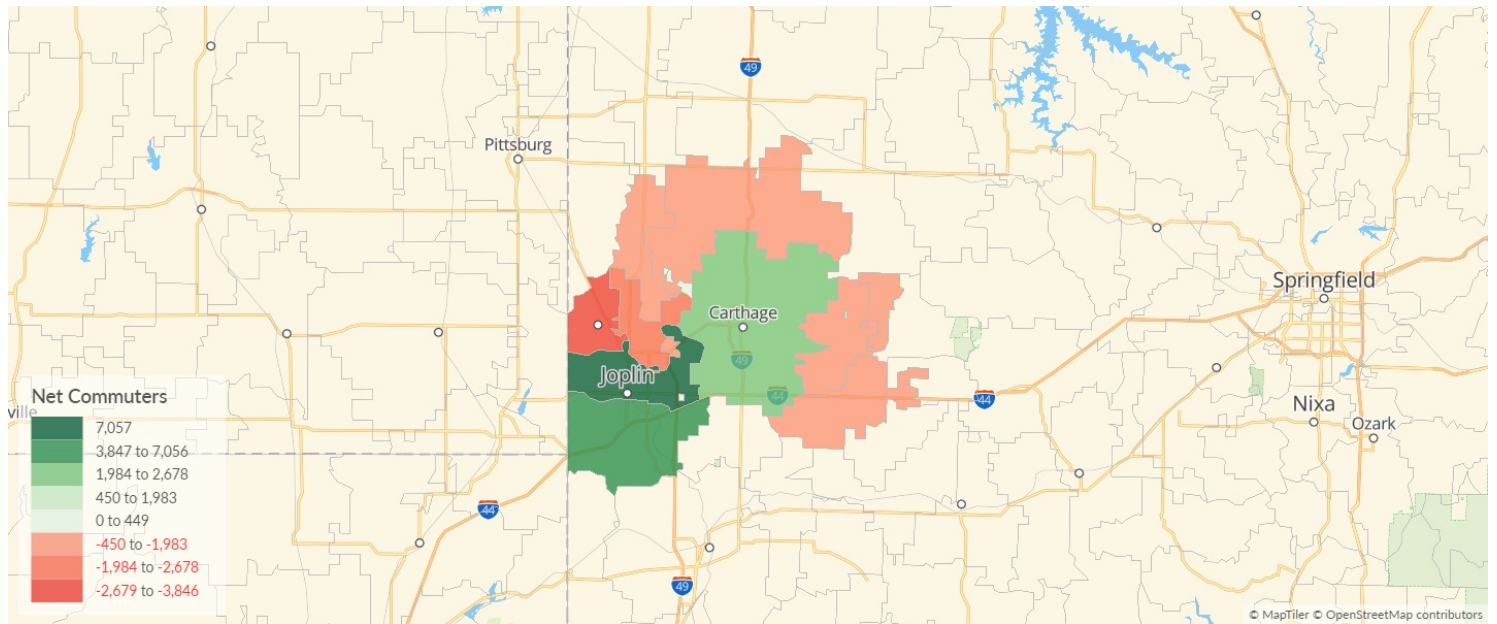


Property Crime

Jasper County, MO has 42.2 property crimes per 1,000 people. The national rate is 22.98 per 1,000 people.

Place of Work vs Place of Residence

Understanding where talent in Jasper County, MO currently works compared to where talent lives can help you optimize site decisions. For example, the #1 ranked ZIP for employment ranks #2 for resident workers. The top ZIP for resident workers is 64804.



Where Talent Works

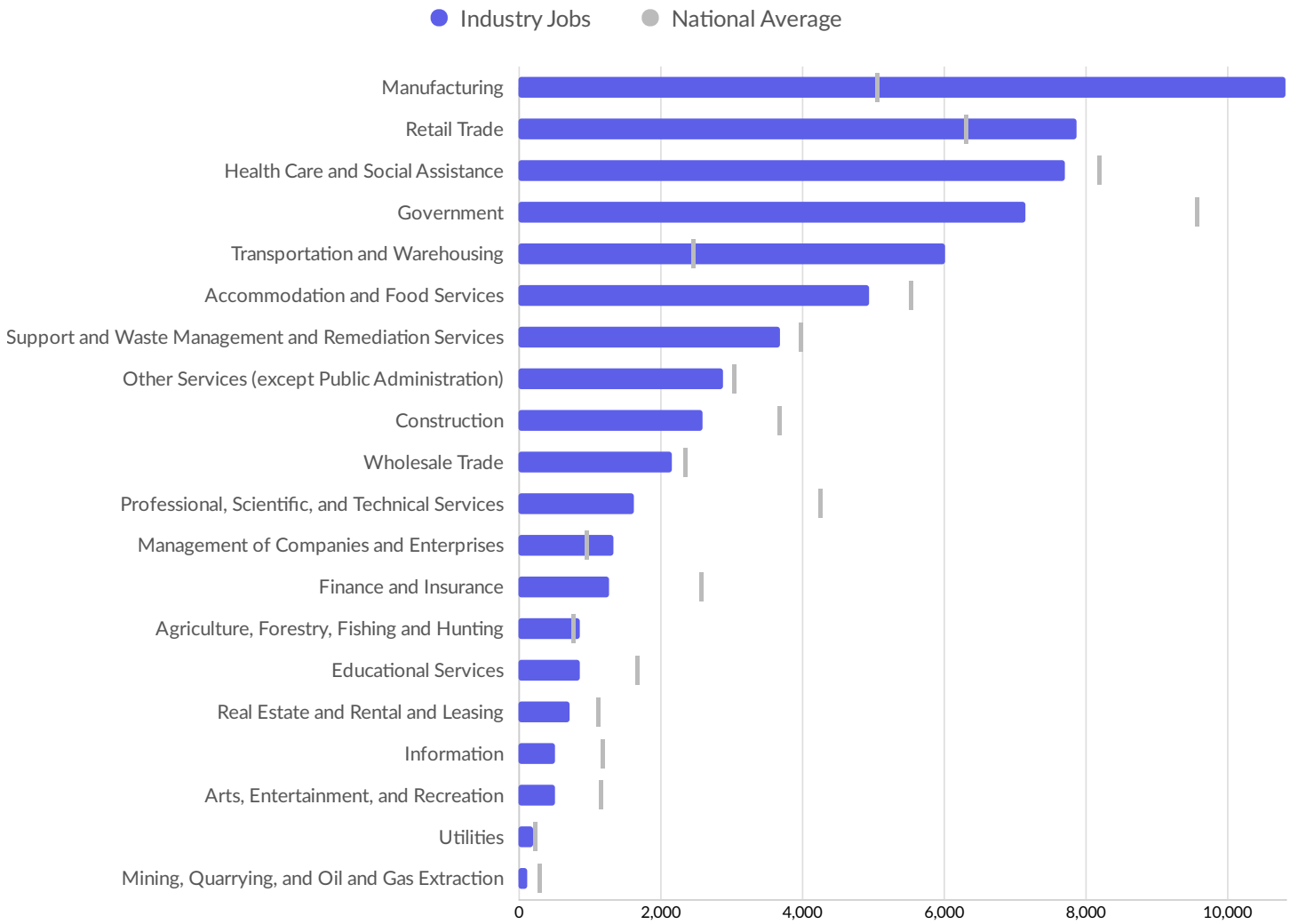
ZIP	Name	2019 Employment
64801	Joplin, MO (in Jasper co...	22,030
64804	Joplin, MO (in Jasper co...	19,736
64836	Carthage, MO (in Jasper...	12,412
64870	Webb City, MO (in Jasp...	4,560
64834	Carl Junction, MO (in Ja...	1,682

Where Talent Lives

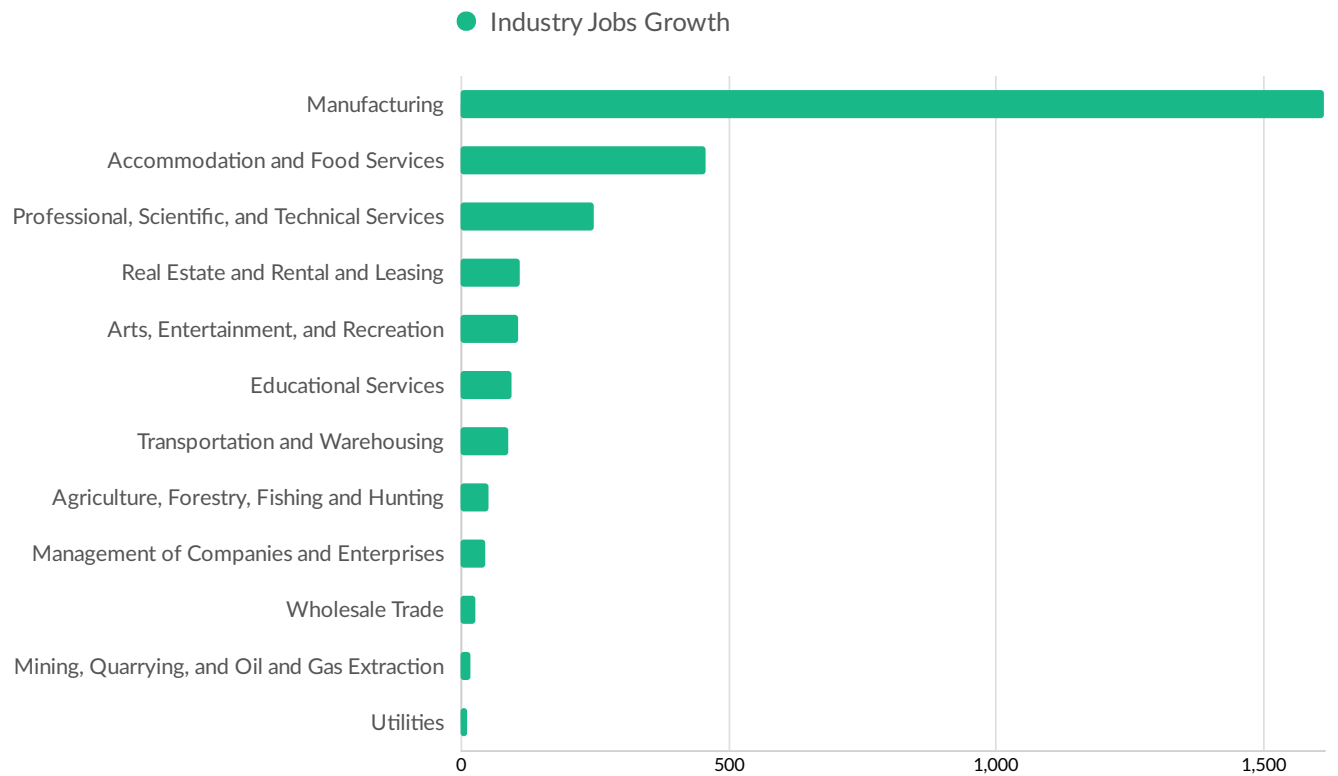
ZIP	Name	2019 Workers
64804	Joplin, MO (in Jasper co...	15,889
64801	Joplin, MO (in Jasper co...	14,973
64836	Carthage, MO (in Jasper...	10,322
64870	Webb City, MO (in Jasp...	6,544
64834	Carl Junction, MO (in Ja...	4,361

Industry Characteristics

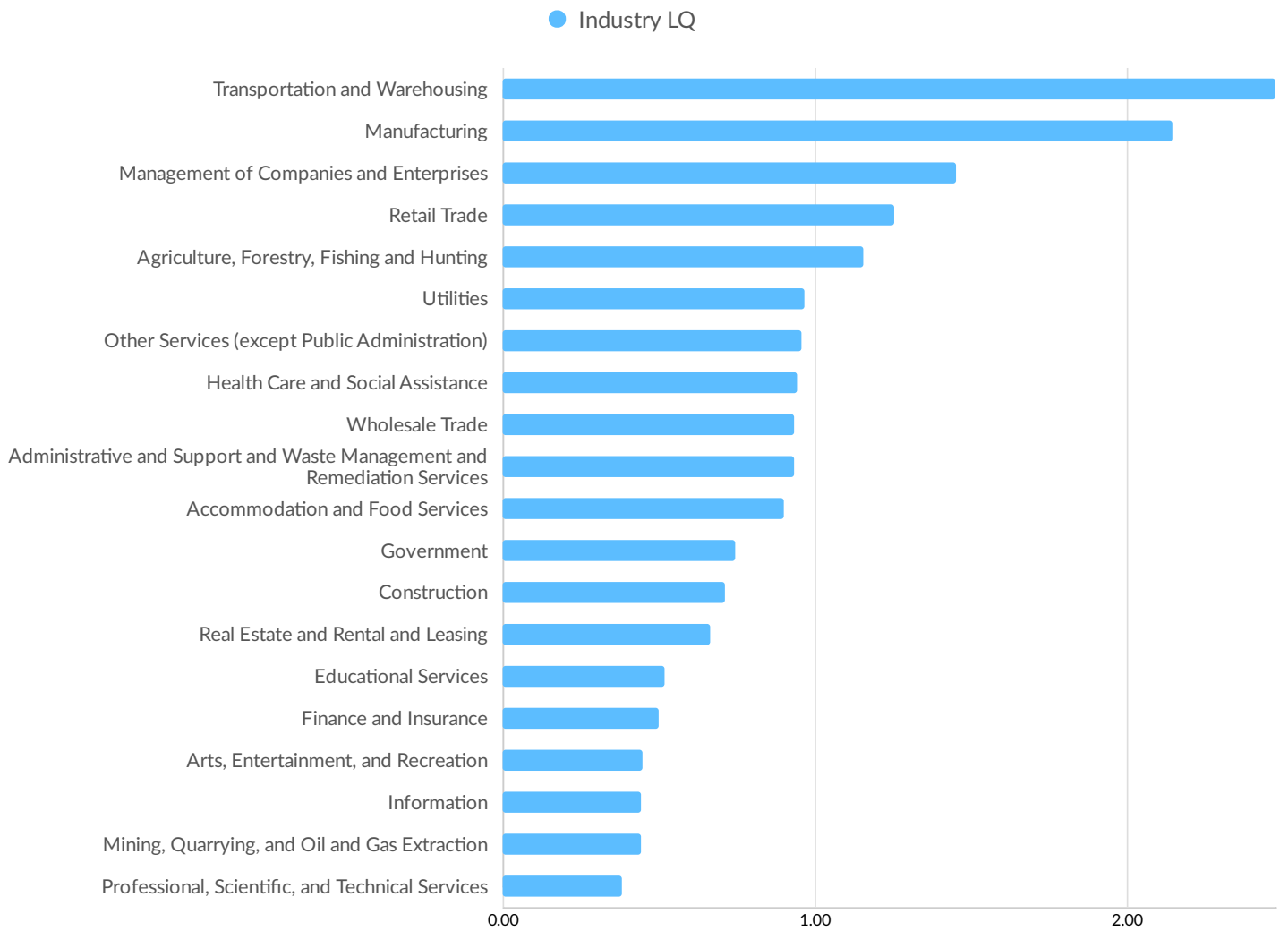
Largest Industries



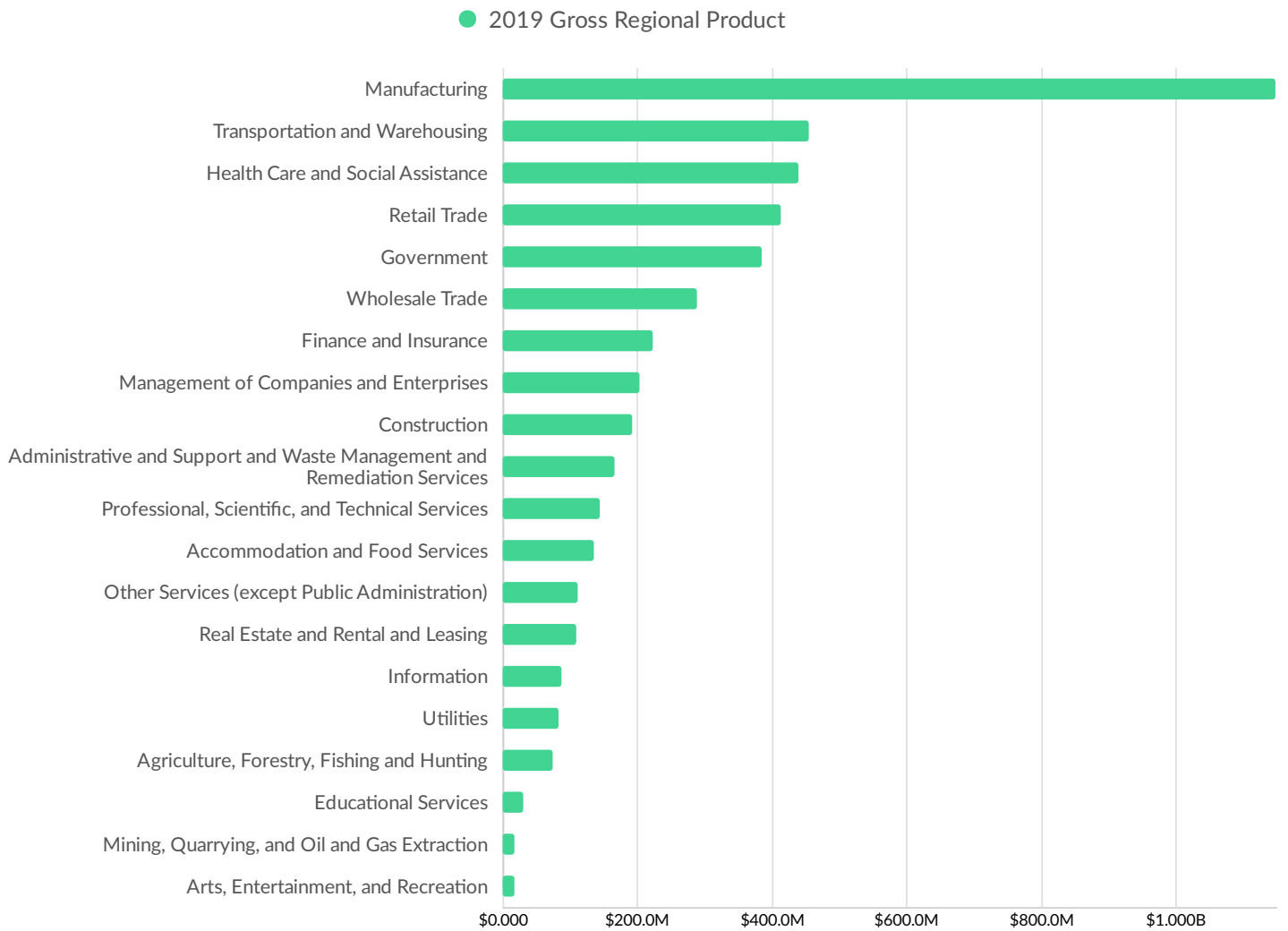
Top Growing Industries



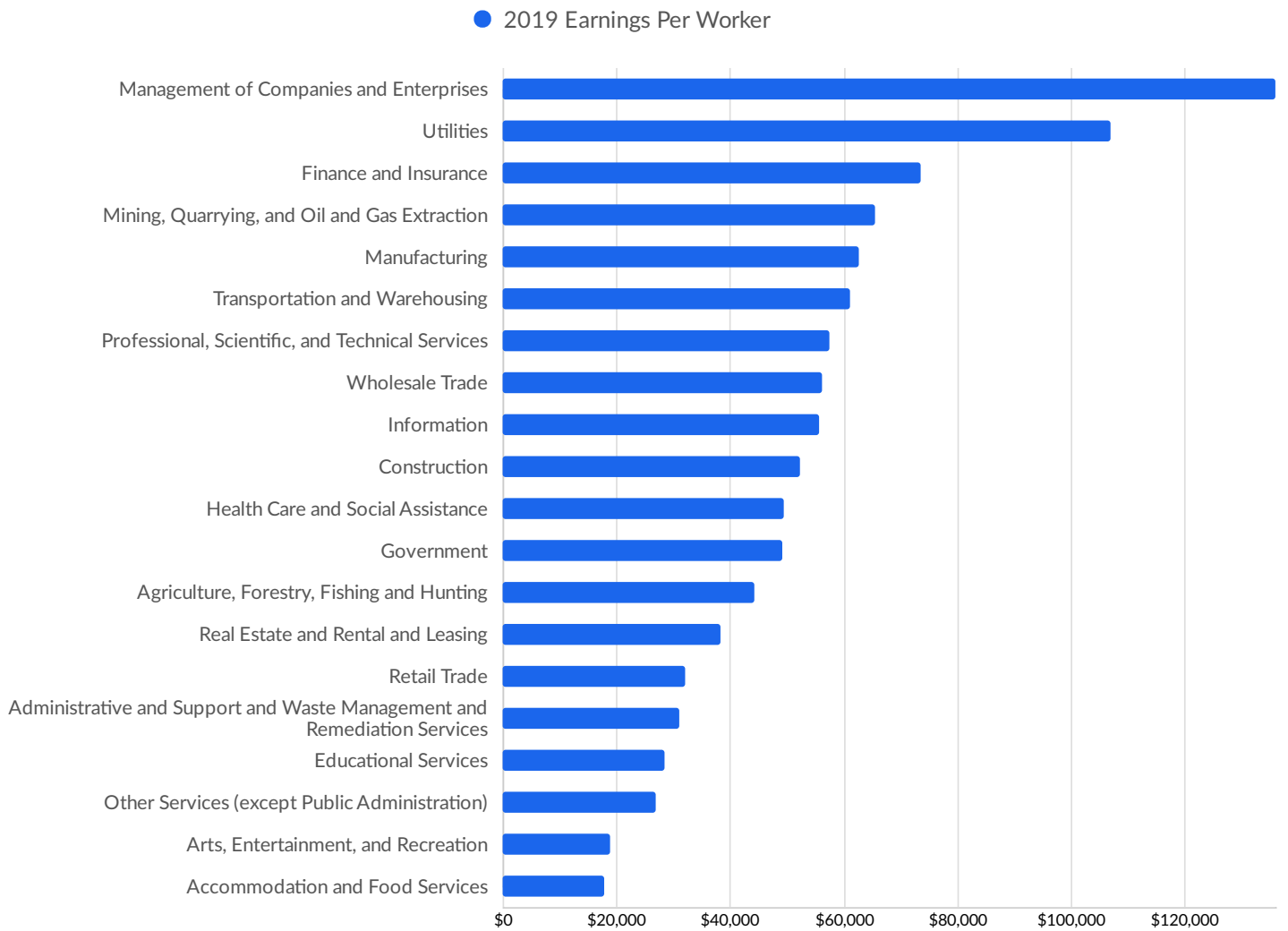
Top Industry LQ



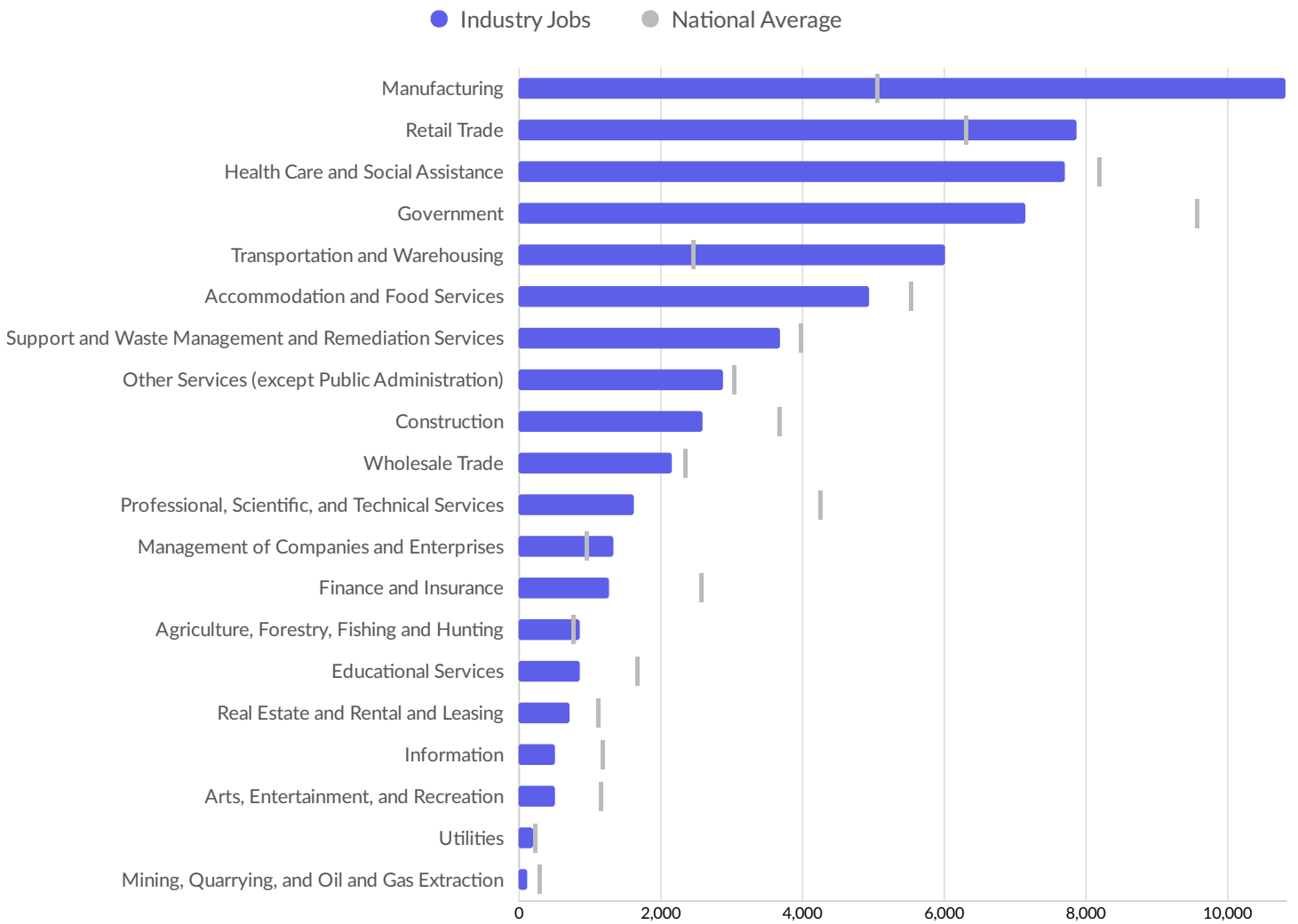
Top Industry GRP



Top Industry Earnings




Largest Industries



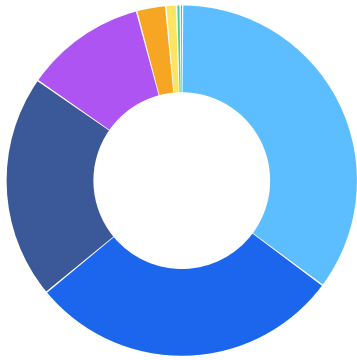
Business Characteristics

12,752 Companies Employ Your Workers

Online profiles for your workers mention 12,752 companies as employers, with the top 10 appearing below. In the last 12 months, 2,307 companies in Jasper County, MO posted job postings, with the top 10 appearing below.

Top Companies	Profiles	Top Companies Posting	Unique Postings
Freeman Health System	629 	Freeman Health System	818 
Leggett & Platt, Incorporated	539 	CRST International, Inc.	530 
Missouri Southern State Univers...	360 	Mercy	444 
Sunbelt Home Health Care Inc	335 	Platinum Supplemental Insuranc...	384 
Wal-Mart, Inc.	307 	HealthCare Employment Netwo...	315 
Pittsburg State University Found...	235 	U.S. Xpress, Inc.	294 
Joplin Schools	221 	Care.com, Inc.	266 
Eaglepicher Technologies, LLC	200 	Mercy Health	261 
AT&T Inc.	194 	Hogan Transports Inc	232 
Tamko Building Products, Inc.	188 	Leggett & Platt, Incorporated	217 

Business Size

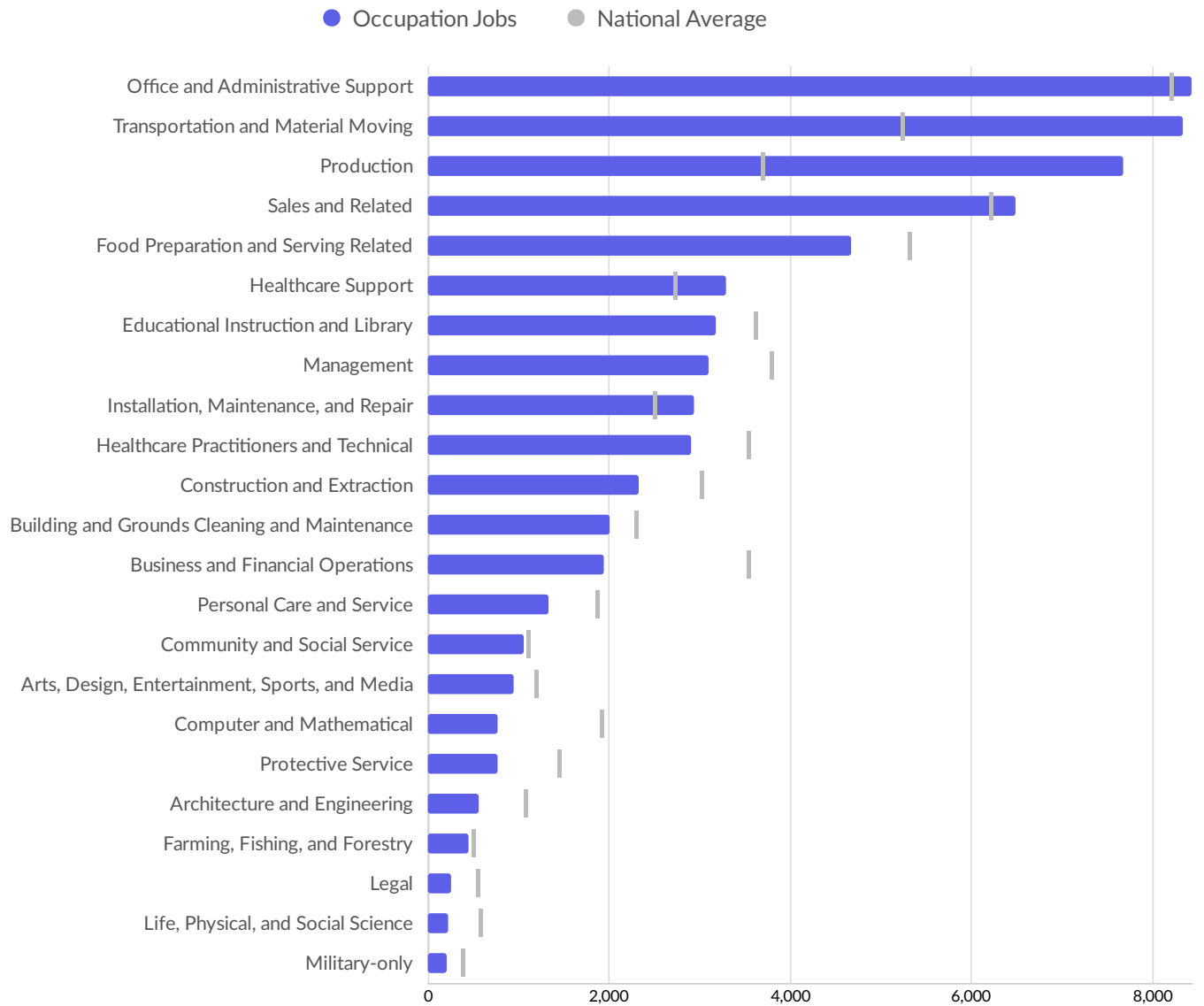


	Percentage	Business Count
1 to 4 employees	35.1%	1,673
5 to 9 employees	28.9%	1,375
10 to 19 employees	20.6%	984
20 to 49 employees	11.2%	533
50 to 99 employees	2.7%	128
100 to 249 employees	1.0%	47
250 to 499 employees	0.3%	16
500+ employees	0.2%	10

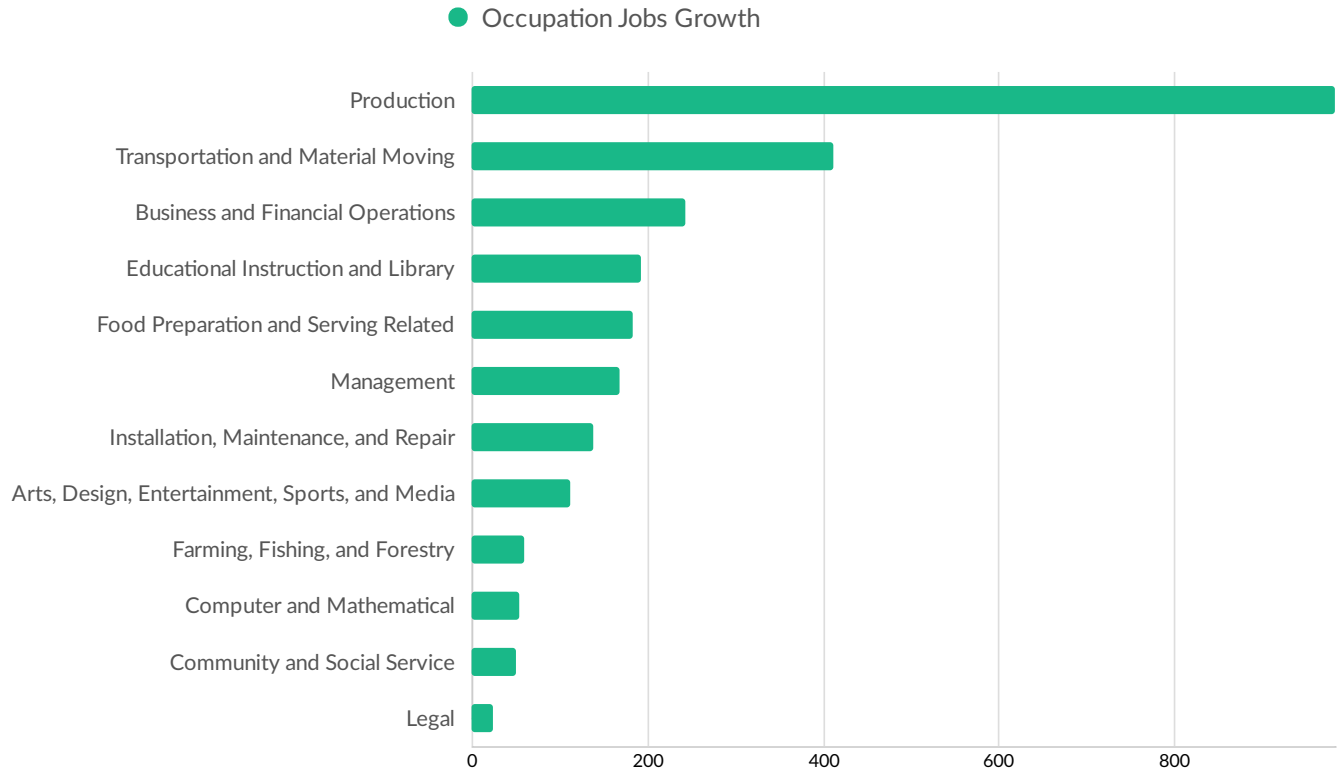
*Business Data by DatabaseUSA.com is third-party data provided by Emsi to its customers as a convenience, and Emsi does not endorse or warrant its accuracy or consistency with other published Emsi data. In most cases, the Business Count will not match total companies with profiles on the summary tab.

Workforce Characteristics

Largest Occupations



Top Growing Occupations



Top Occupation LQ

● Occupation LQ

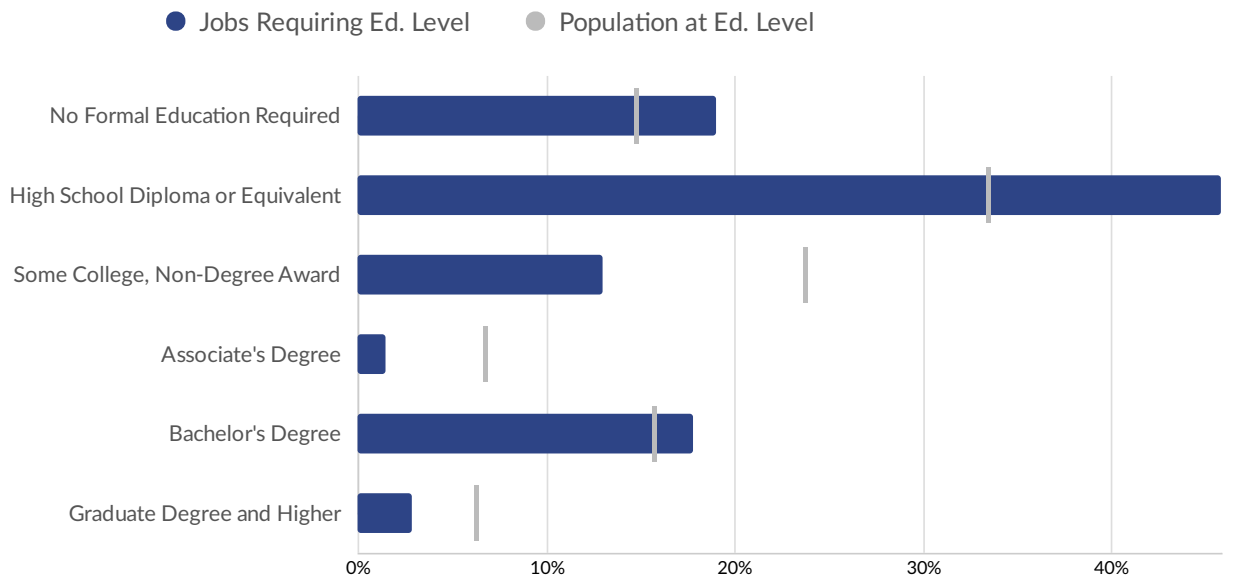
Top Occupation Earnings

● 2019 Median Hourly Earnings

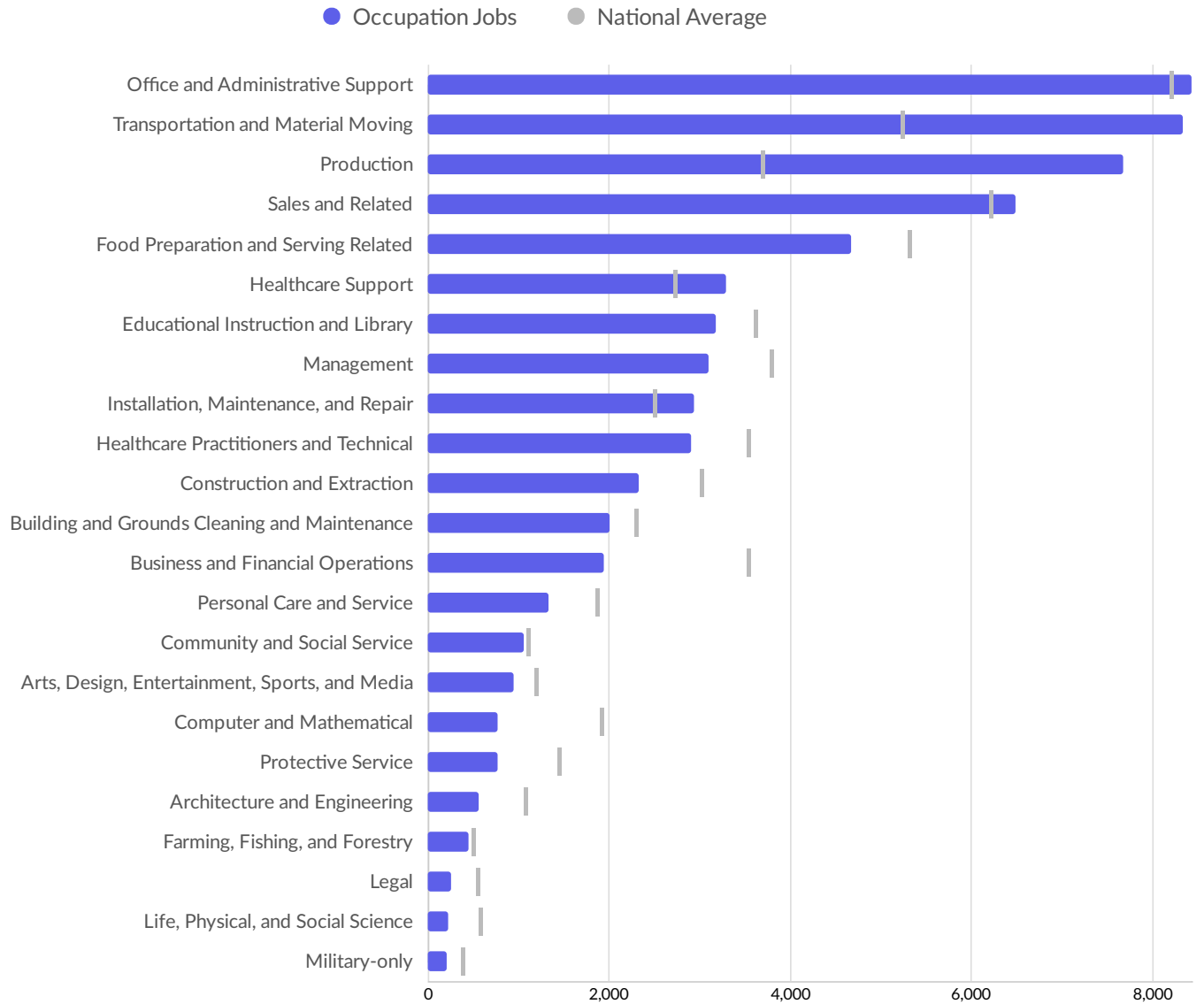
Top Posted Occupations

● Unique Average Monthly Postings

Underemployment
















Largest Occupations



Educational Pipeline

In 2019, there were 1,767 graduates in Jasper County, MO. This pipeline has grown by 18% over the last 5 years. The highest share of these graduates come from "Business/Commerce, General", Bible/Biblical Studies, and Criminal Justice/Police Science.

School	Total Graduates (2019)	Graduate Trend (2015 - 2019)
Missouri Southern State University	1,441 	
Ozark Christian College	140 	
Franklin Technology-MSSU	87 	
City Pointe Beauty Academy	59 	
Carthage R9 School District-Carthage Technical Center	28 	
New Dimensions School of Hair Design	12 	
Vatterott College-Joplin	0	

● Certificate
 ● Associate's
 ● Bachelor's
 ● Master's or Higher

In-Demand Skills

