

# Student Portfolio

---

for Robo Wunderkind Robotics Kit











This work is licensed under the Creative Commons Attribution 4.0 International License. To view a copy of this license, visit <http://creativecommons.org/licenses/by/4.0/> or send a letter to Creative Commons, PO Box 1866, Mountain View, CA 94042, USA.


# Hello, Dear Friend!

I am your **Student's Journal**, and I am here to join you in your **learning path with Robo Wunderkind**. Together we will **discover, imagine, create, play, and experiment to learn** and **grow** as robotics engineers and coders!

Do not worry, there is **no chance to do anything wrong, just different!** Fill me out as you like, and add projects, drawings or stories about your Robo experiences or sketch your ideas! And remember: **mistakes are good** because they show us the way to improve our projects, inspire us to learn something new, and help us see our progress!

## What's Inside Me:

-  About Me
-  My Robo's Pass and Photo Album
-  Robo and My Journey Map
-  Worksheets
-  My Robo Home and Art Projects
-  Some Empty Pages for You to Create!



**Are you ready for new adventures? Then LET'S GO!**

turn the page

# About Me

Fill out some information about yourself and your school experiences.  
Add a picture, or draw yourself if you want!

My Full Name: \_\_\_\_\_

But I like to be called: \_\_\_\_\_ Nickname \_\_\_\_\_


My Age: \_\_\_\_\_

My Hobby(ies): \_\_\_\_\_

---

---

---



# My School

My Grade: \_\_\_\_\_ Number of Classmates: \_\_\_\_\_

I Love to Learn Together with: \_\_\_\_\_

---

My Favorite Subject(s):

---

---

Something Else to Add:

---

---

# My Robo's Bio

Fill out this section about your Robo. Share it with your classmates to see how robots can be different!

My Robo's Name: \_\_\_\_\_

My Robo's Hobbies: \_\_\_\_\_

\_\_\_\_\_

\_\_\_\_\_

My Favorite Robo-Projects: \_\_\_\_\_

\_\_\_\_\_

\_\_\_\_\_

## My Favorite Robo's Modules:

--	--	--	--

## My Favorite Actions:

--	--	--	--	--




# My Robo's Photo Album

Draw your favorite Robo characters or projects.










# My Robo's Photo Album

Draw your favorite Robo characters or projects.



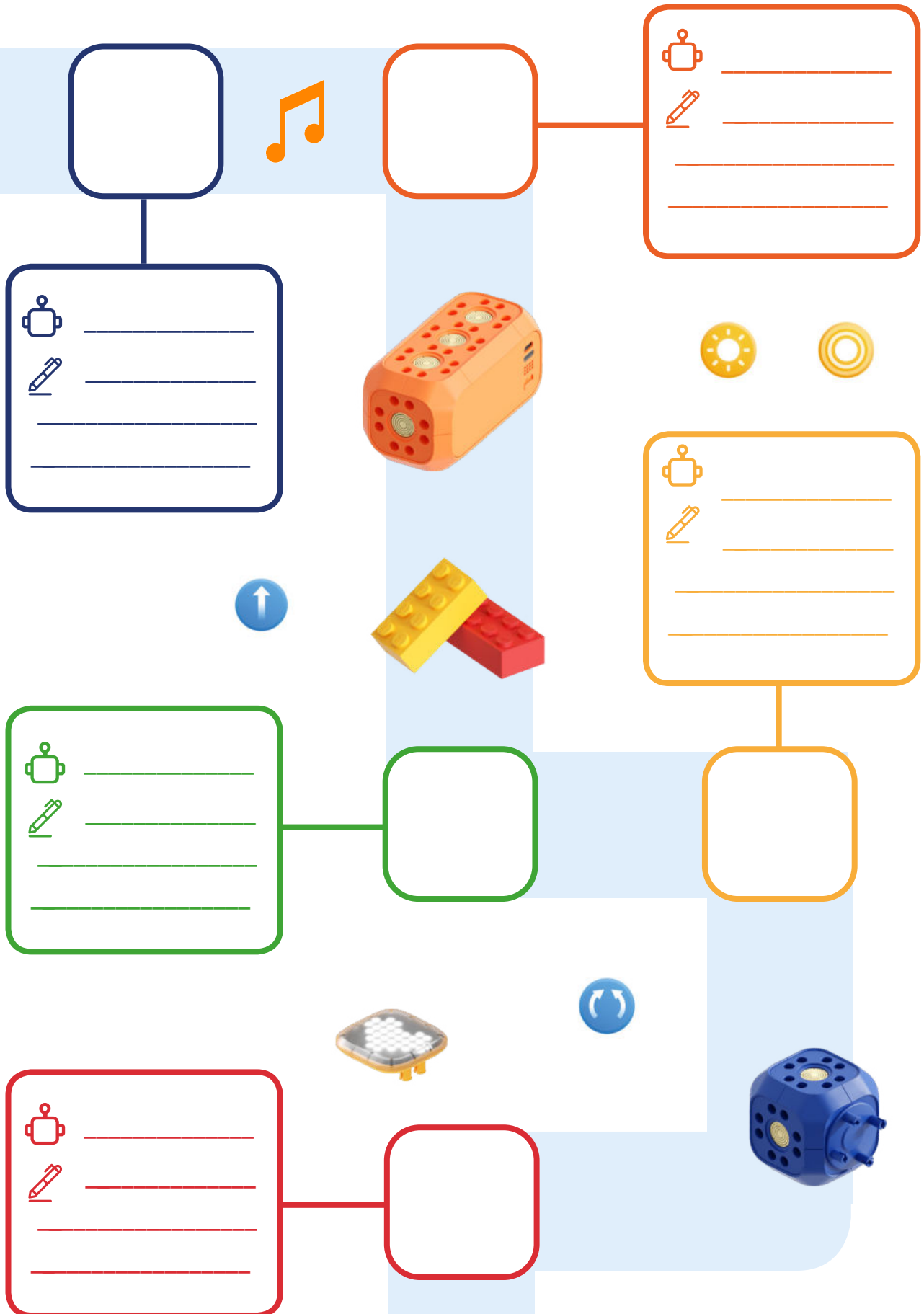
# My Progress Map

Here is a special map to track your journey together with Robo. Mark all the projects you did in class, add some comments on how it was, share your emotions or thoughts, and do not forget to put the stickers on it!

- 1.** Introductory Projects 
- 2.** Robo's First Steps 
- 3.** Smart Devices 
- 4.** Road Safety Rules 
- 5.** \_\_\_\_\_ 
- 6.** \_\_\_\_\_ 
- 7.** \_\_\_\_\_ 



# My Progress Map



# My Worksheets

This is the section to include all of your worksheets. Just add them after this page, so you can find them to look at again. Be organized and keep the order of them using this list.

## My Worksheets List:

1. \_\_\_\_\_

2. \_\_\_\_\_

3. \_\_\_\_\_

4. \_\_\_\_\_

5. \_\_\_\_\_

6. \_\_\_\_\_

7. \_\_\_\_\_

8. \_\_\_\_\_

9. \_\_\_\_\_

10. \_\_\_\_\_

# My Final Worksheets

It's time to check out what you learned together with Robo!  
Keep track of your final assessments as well using this list.

## My Final Worksheets List:

1. \_\_\_\_\_
2. \_\_\_\_\_
3. \_\_\_\_\_
4. \_\_\_\_\_
5. \_\_\_\_\_
6. \_\_\_\_\_
7. \_\_\_\_\_
8. \_\_\_\_\_
9. \_\_\_\_\_
10. \_\_\_\_\_

# My Robo Home Projects

Do you want to create your own projects with Robo? Maybe you have time in school or at home to work by yourself, your friends, or your family? Just print out the 'My Robo Project' page and fill it out to plan your project. Bring it to class to try out and share with your peers! You can create as many projects as you want. After all, you can't ever make too many robots! Keep your projects in order using this list.

## My Robo Home Projects List:

1. \_\_\_\_\_

2. \_\_\_\_\_

3. \_\_\_\_\_

4. \_\_\_\_\_

5. \_\_\_\_\_

6. \_\_\_\_\_


7. \_\_\_\_\_

8. \_\_\_\_\_

9. \_\_\_\_\_

10. \_\_\_\_\_

# My Robo Project



**Robo's Name:** \_\_\_\_\_

**Robo's Story:** \_\_\_\_\_

\_\_\_\_\_

What does Robo want to do: \_\_\_\_\_


Plan: Robo's Modules or other materials

Plan: Robo's Actions

I tried it out: How was it?      **Yes**       **No**

What worked well? \_\_\_\_\_

What can be improved? \_\_\_\_\_



# My Robo Art

Be artsy and add some more artwork to your Robo Journal. It can be anything creative: a story with drawings, a picture or collage, or a photo of your Robo in an interesting costume! Got another idea? Share it!

1. \_\_\_\_\_
2. \_\_\_\_\_
3. \_\_\_\_\_
4. \_\_\_\_\_
5. \_\_\_\_\_
6. \_\_\_\_\_
7. \_\_\_\_\_
8. \_\_\_\_\_
9. \_\_\_\_\_
10. \_\_\_\_\_



