

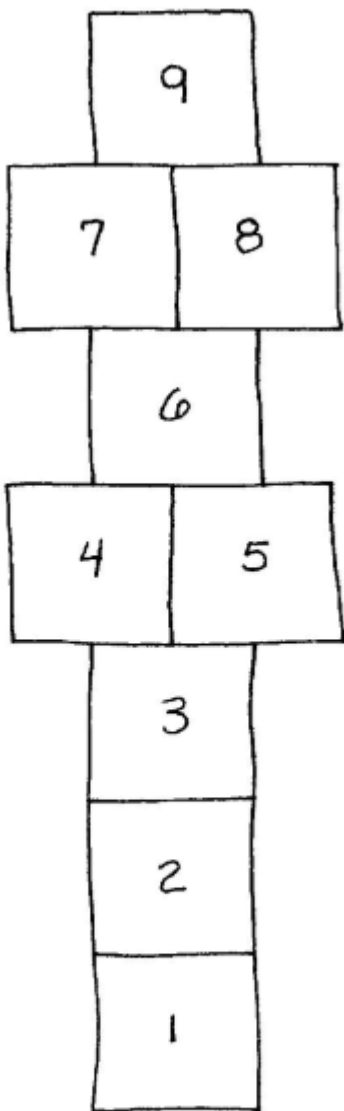
Hopscotch

- **WHERE TO PLAY:**
 - On pavement
- **NUMBER OF PLAYERS:**
 - Any number
- **GRADE LEVELS:**
 - 2nd-6th grades
- **EQUIPMENT:**
 - A diagram
 - Chalk if necessary
 - An object for a marker

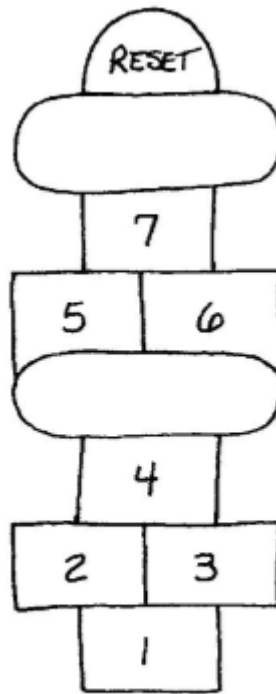
- **HOW TO PLAY:**
 - This is a classic game that has been played by children around the world for centuries.
 - Although there are many different Hopscotch diagrams
 - The objective is basically the same--to complete the course successfully without committing a foul.
 - For basic hopscotch
 - The first player in line throws a marker into box #1.
 - The player then hops on one foot to the end of the court
 - Hopping over the square that contains the marker
 - Once in the last box, the same player, turns and hops back again.
 - He would stop at the second box, pick up the marker from the first box and hop out.
 - If this player has successfully completed his first tum without any fouls
 - He would then proceed to throwing the marker inside box #2 and so forth.
 - Players should take turns, always starting where they left off, until someone has successfully navigated all the spaces.
 - Wherever there are two boxes side by side
 - A player can land with one foot in each block.
 - Single boxes are hopped on one foot only.
 - A player forfeits a turn and must return to the back of the line whenever any of the following

fouls have been committed:

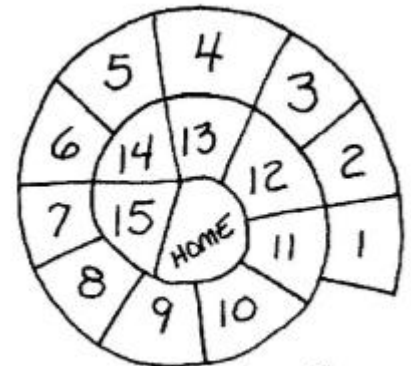
- Failure to throw the marker fully inside the intended box
 - Stepping on a line
 - Hopping into a box that contains the markers
 - Rising hands to support oneself while picking up a marker.
- The first player to complete the course successfully wins the game.



Basic



Italian



Snail