

+ Improving wound outcomes: skin tears

ALLEVYN[◇] Skin Tear Kits

Smith+Nephew

Helping you get **CLOSER TO ZERO[◇]**
delay in wound healing



ALLEVYN[®] range

The ALLEVYN range of dressings offer a wide range of choice, enabling you to choose a suitable dressing for all your patients' wound care needs. The diverse range of sizes, shapes and absorbency levels provide an effective solution for skin tears, with the shape conforming to the natural folds and contours of the human body.¹



Who is at risk of skin tears?

Skin tears can arise in elderly patients with **fragile skin**, or those people who are reliant upon support and as such, are considered to be at a **higher risk** of sustaining skin tears.²

Skin tears have been associated with many different events such as **trauma, getting in and out of bed, knocking against furniture and falls**, as well as **handling and equipment** injuries.² There are a number of **risk factors** and these can include:




Age



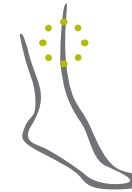
Critically ill



Medically compromised



History of previous skin tears



Dry and fragile skin



Individuals requiring assistance with personal care

Assessment of skin tears

A thorough assessment of the risk factors for skin tears should be conducted, and in addition to understanding the factors that contributed to the development of a skin tear, the cause of injury must always be established, ie. when, where and how it occurred.

Before initiating any treatment, the first step is to assess the wound or skin flap and determine the type/category of skin tear using a validated documentation system (such as the **iSTAP classification system**³) in accordance with your local clinical protocol.



Skin tear management with iSTAP* classification tool



- Correctly identify on first presentation.
- Control superficial bleeding.
- Select appropriate cleanser.
- Gently clean wound bed.
- Align skin flap and classify according to iSTAP classification system (measure and document).
- Use T.I.M.E. clinical decision support tool to set goals of treatment (refer to T.I.M.E. CDST).
- Mark the dressing with an arrow to indicate correct direction of removal.



- Consider limb protector (CoolFAST™ Tubular Retention Bandage).
- Consider limb support (CoolGRIP™ Tubular Support) if clinically indicated.
- Use peri-wound protection and moisturise 2x/day with SECURA[◇] Moisturising Lotion.
- Implement risk reduction tool from iSTAP guidelines.

*International Skin Tear Advisory Panel. Adapted from LeBlanc K et al. Best practice recommendations for the prevention and management of skin tears in aged skin. Wounds International 2018. Used with permission. Download from www.woundsinternational.com. Products listed and outline of care are examples only. Product selection and management should always be based on comprehensive clinical assessment. Smith & Nephew Pty Ltd T +61 2 9857 3999 www.smith-nephew.com/australia Smith & Nephew Ltd +64 9 820 2840 www.smith-nephew.com/new-zealand. Trademark of Smith & Nephew SN14693 (10/19).

Product solutions

I

Identify

Skin tear kit to promote best practice.

ALGISITE[®] M Calcium Alginate Dressing to assist with control of bleeding.



S

Stop the bleeding and clean

T

Tissue alignment

A

Assess and dress

P

Prevent recurrence

CoolFAST[™] Tubular Retention Bandage

CoolGRIP[™] Tubular Support

SECURA Moisturising Lotion

SECURA Moisturising Cream



*International Skin Tear Advisory Panel. Adapted from LeBlanc K et al. Best practice recommendations for the prevention and management of skin tears in aged skin. Wounds International 2018. Used with permission. Download from www.woundsinternational.com. Products listed and outline of care are examples only. Product selection and management should always be based on comprehensive clinical assessment. Smith & Nephew Pty Ltd T +61 2 9857 3999 www.smith-nephew.com/australia Smith & Nephew Ltd +64 9 820 2840 www.smith-nephew.com/new-zealand. Trademark of Smith & Nephew SN14693 (10/19).

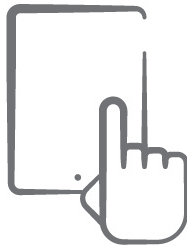
Summary

Step
1



**Assess and
document**

Step
2



**Classify using a
recognised tool
(iSTAP)³**

Step
3



**Manage using
an appropriate
dressing**

(eg. ALLEVYN[®] GENTLE
BORDER or ALLEVYN LIFE)

Step
4



**Prevent further
trauma**

ALLEVYN[®] skin tear kits: Best practice + standardised treatment

- May help to avoid chronic wound complications
- Standardise and simplify skin tear treatment to keep costs down and promote wound healing
- Convenient, portable all-in-one skin tear treatment kit
- The kit contains all the components needed to promote best practice³



Kit contents

CLASSIFICATION CHART & RULER

To assist in measuring the wound and guide classification of the skin tear

A STERILE DRESSING PACK

Provides a sterile field for dressing procedure

COTTON BUDS

Use moistened with saline to gently ease the flap back into place

ALLEVYN DRESSING

Gentle silicone foam dressing that provides a moist wound healing environment






PEN

To mark an arrow on the dressing to indicate the correct direction of removal

Product ordering codes

Product		Contents of kit	S+N Code	Carton
Skin tear kit		1x paper towel, 1x forceps yellow, 1 forcep, blue and cotton tips (2), non woven swabs, saline, 1x pair Nitrile power free gloves, 1x sterile field plastic 60cm x 60cm, 1x ALLEVYN [®] dressing, 1x skin marker with ruler, 1x dressing tray 3 compartments	36361382	CTN/20pc
Product		Size	S+N Code	Carton
ALLEVYN [®] GENTLE BORDER		7.5 cm x 7.5 cm 10 cm x 10 cm 10 cm x 20 cm 12.5 cm x 12.5 cm 17.5 cm x 17.5 cm	66800269 66800270 66800900 66800272 66800273	10 10 10 10 10
ALLEVYN GENTLE BORDER LITE		5 cm x 5 cm 5.5 cm x 12 cm 8.6 cm x 7.5 cm (Oval) 8 cm x 8.4 cm (Multisite)	66800833 66800836 66801013 66801041	10 10 10 10
ALLEVYN LIFE		10.3 cm x 10.3 cm 12.9 cm x 12.9 cm 15.4 cm x 15.4 cm 21 cm x 21 cm	66801067 66801068 66801069 66801070	10 10 10 10
ALGISITE [®] M		5 cm x 5 cm 10 cm x 10 cm 15 cm x 20 cm 2 cm x 30 cm (Rope)	66000519 66000520 66000521 66000522	10 10 10 5
OPSITE [®] FLEXIFIX GENTLE		10cm x 5m	66801197	1

Product ordering codes

Product	Size	S+N Code	Carton
PRIMAGAUZE[®] Cohesive 	8cm x 2m	36361495	1
	10cm x 2m	36361496	1
SECURA[®] No-Sting Barrier Film 	1ml wipes	66800712	50
	3ml swabs	66800711	50
	28ml spray	66800710	1
SECURA Moisturising Lotion & Cream 	8oz lotion	59433400	24
	184g cream	59432000	1
COOLGRIP[™] Tubular Support 	7.75cm x 10m	36361530	1
	14cm x 10m	36361538	1
	4.5cm x 10m	36361527	1
	6.25cm x 10m	36361528	1
	6.75cm x 10m	36361529	1
	8.75cm x 10m	36361531	1
	10cm x 10m	36361532	1
	12.5cm x 10m	36361533	1
CoolFAST[™] Tubular Retention Bandage 	Red 3.5cm x 10m	36361534	1
	Green 5cm x 10m	36361535	1
	Blue 7.5cm x 10m	36361536	1
	Yellow 11cm x 10m	36361537	1

Smith & Nephew Pty Ltd
Australia

T +61 2 9857 3999
F +61 2 9857 3900

Smith & Nephew Ltd
New Zealand

T +64 9 820 2840
F +64 9 820 2841

www.smith-nephew.com/australia
www.smith-nephew.com/new-zealand

◇ Trademark of Smith+Nephew
All Trademarks acknowledged
©2020 Smith+Nephew
SN14789 (03/20)

Smith+Nephew

For detailed product information, including indications for use, contraindications, precautions and warnings, please consult the product's applicable Instructions for Use (IFU) prior to use.

References **1.** Hurd T, Gregory L, Jones A, Brown S. A multi-centre in-market evaluation of ALLEVYN Gentle Border. Wounds UK. 2009;5(3):32-44. **2.** Stephen-Haynes, Carville K., (2011) Skin tears made easy, Wounds International: 2(4). **3.** International Skin Tear Advisory Panel. Adapted from LeBlanc K et al. Best practice recommendations for the prevention and management of skin tears in aged skin. Wounds International 2018. Used with permission. Download from www.woundsinternational.com.

Skin tear management with iSTAP*

S

Stop the bleeding and clean

- Control superficial bleeding.
- Select appropriate cleanser.
- Gently clean wound bed.



recurrence

Moisturising Lotion.

- Implement risk reduction tool from iSTAP guidelines.

smith-nephew.com/australia Smith & Nephew Ltd +64
9 820 2840 www.smith-nephew.com/new-zealand
Trademark of Smith & Nephew SN14693 (10/19).

Skin tear management with iSTAP*

T

Tissue
alignment

- Align skin flap and classify according to iSTAP classification system (measure and document).



Type 1

No skin loss. Flap can be repositioned.



Type 2

Partial flap loss. Flap will not fully cover wound bed.



Type 3

Total flap loss. Exposing entire wound bed.

recurrence

Moisturising Lotion.

- Implement risk reduction tool from iSTAP guidelines.

smith-nephew.com/australia Smith & Nephew Ltd +64
9 820 2840 www.smith-nephew.com/new-zealand
Trademark of Smith & Nephew SN14693 (10/19).

Skin tear management with iSTAP*

A

Assess
and dress

- Use T.I.M.E. clinical decision support tool to set goals of treatment (refer to T.I.M.E. CDST).
- Mark the dressing with an arrow to indicate correct direction of removal.



recurrence

Moisturising Lotion.

- Implement risk reduction tool from iSTAP guidelines.

smith-nephew.com/australia Smith & Nephew Ltd +64
9 820 2840 www.smith-nephew.com/new-zealand
Trademark of Smith & Nephew SN14693 (10/19).